



Choctaw County, OK

Choctaw Nation Economic Development Partnership



Choctaw Nation

Business & Economic Development

PO Box 1210
2807 Enterprise Blvd
Durant, Oklahoma 74702-1210

Contents

Report Parameters	1
Economy Overview	2
Unemployment by Demographics	4
Historic & Projected Trends	8
Population Characteristics	12
Inbound and Outbound Migration	14
Industry Characteristics	16
Business Characteristics	21
Workforce Characteristics	23
Educational Pipeline	28
In-Demand Skills	29

Report Parameters

1 County

40023 Choctaw County, OK

Class of Worker

QCEW Employees, Non-QCEW Employees, and Self-Employed

The information in this report pertains to the chosen geographical area.

Economy Overview

14,279

Population (2024)

Population **decreased by 363** over the last 5 years but is projected to **grow by 21** over the next 5 years.

6,172

Total Regional Employment

Jobs **grew by 1,271** over the last 5 years and are projected to **grow by 821** over the next 5 years.

\$45.5K

Median Household Income (2023)

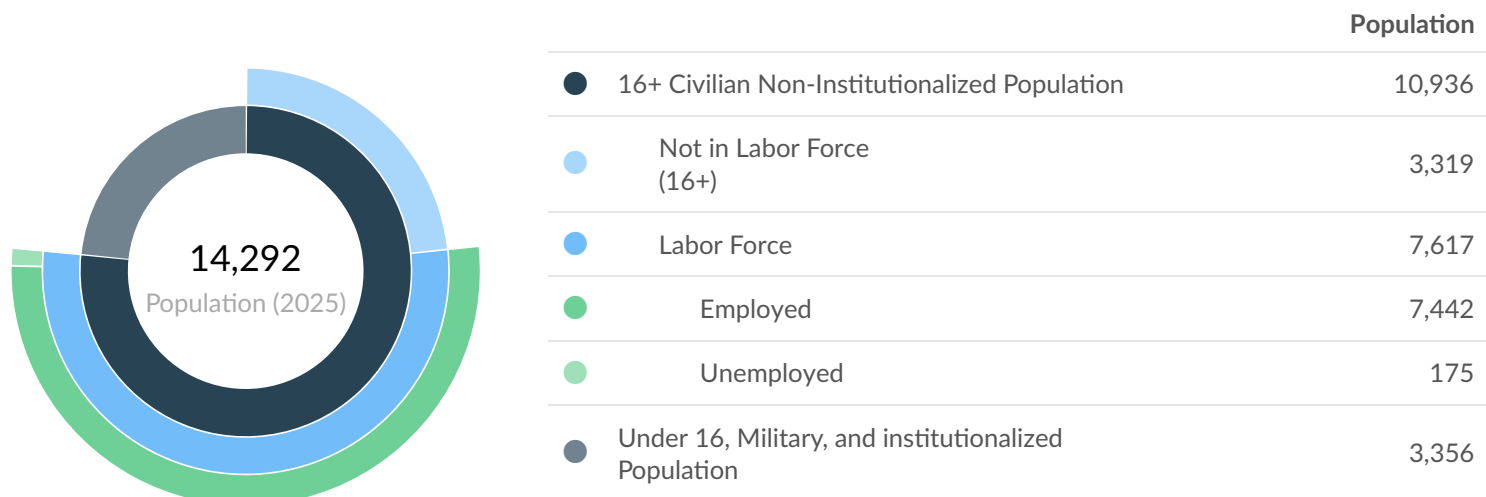
Median household income is **\$33.1K below** the national median household income of \$78.5K.

Takeaways

- As of 2024 the region's population **declined by 2.5%** since 2019, falling by 363. Population is expected to **increase by 0.1%** between 2024 and 2029, adding 21.
- From 2019 to 2024, jobs **increased by 25.9%** in Choctaw County, OK from 4,901 to **6,172**. This change **outpaced the national growth rate of 4.1% by 21.8%**. As the number of jobs increased, the **labor force participation rate increased from 50.7% to 66.8% between 2019 and 2024**.
- Concerning educational attainment, **11.1% of Choctaw County, OK residents possess a Bachelor's Degree** (10.4% below the national average), and **9.3% hold an Associate's Degree** (0.4% above the national average).
- The top three industries in 2024 are Local Government, Excluding Education and Hospitals, Education and Hospitals (Local Government), and Individual and Family Services.

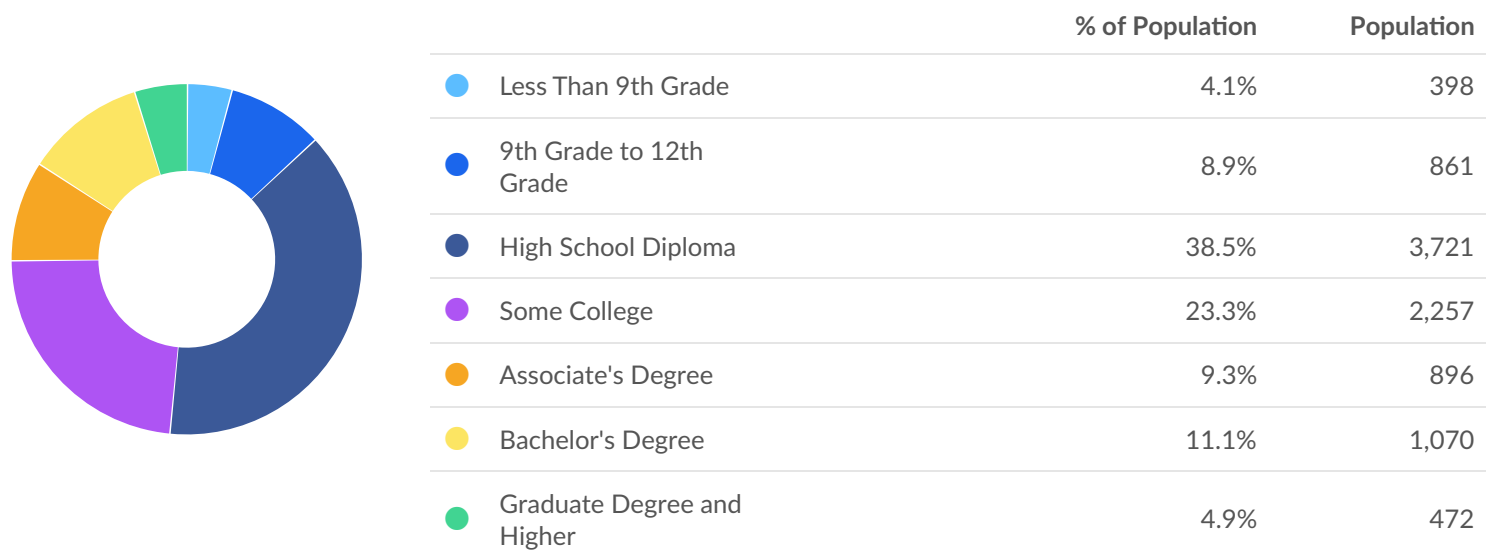
	Population (2025)	Labor Force (Apr 2025)	Jobs (2024)	Cost of Living	GRP	Imports	Exports
Region	14,292	7,617	6,172	90.0	\$613.89M	\$1.07B	\$953.31M
State	4,117,309	2,000,196	1,952,015	93.3	\$267.26B	\$264.02B	\$324.90B

Apr 2025 Labor Force Breakdown



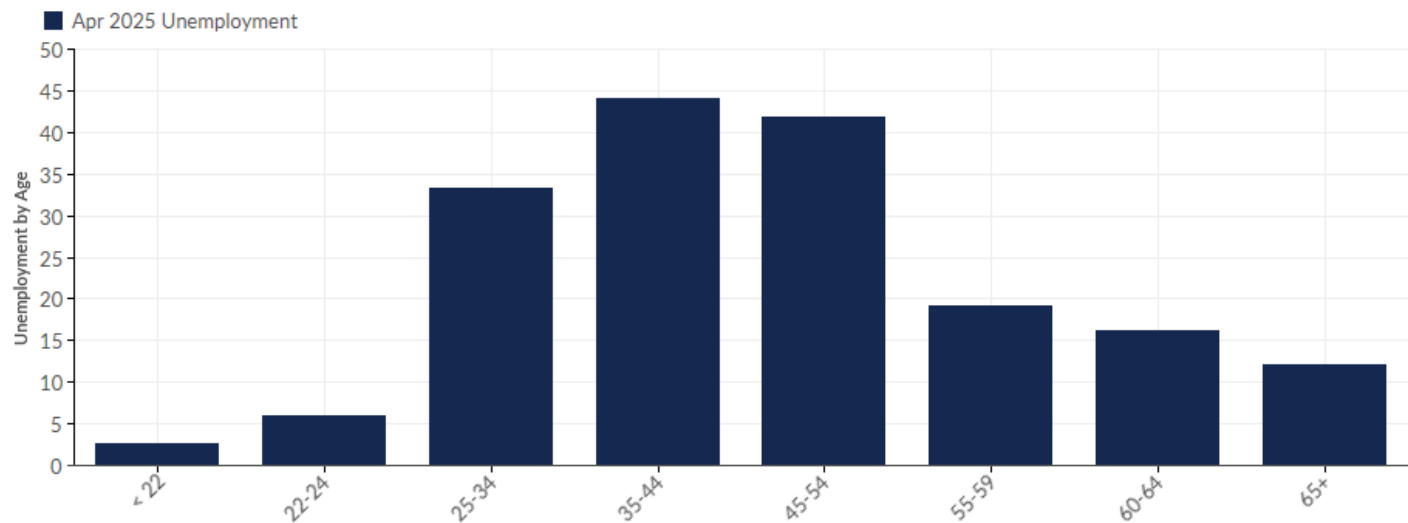
Educational Attainment

Concerning educational attainment, **11.1% of Choctaw County, OK residents possess a Bachelor's Degree** (10.4% below the national average), and **9.3% hold an Associate's Degree** (0.4% above the national average).



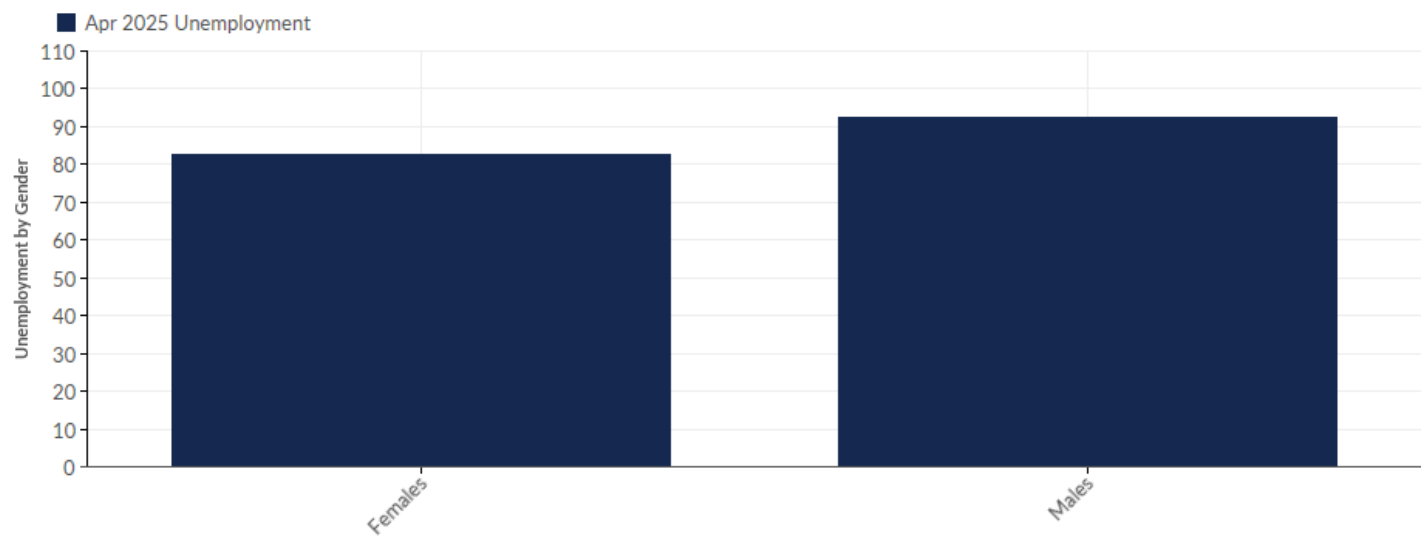
Unemployment by Demographics

Unemployment by Age



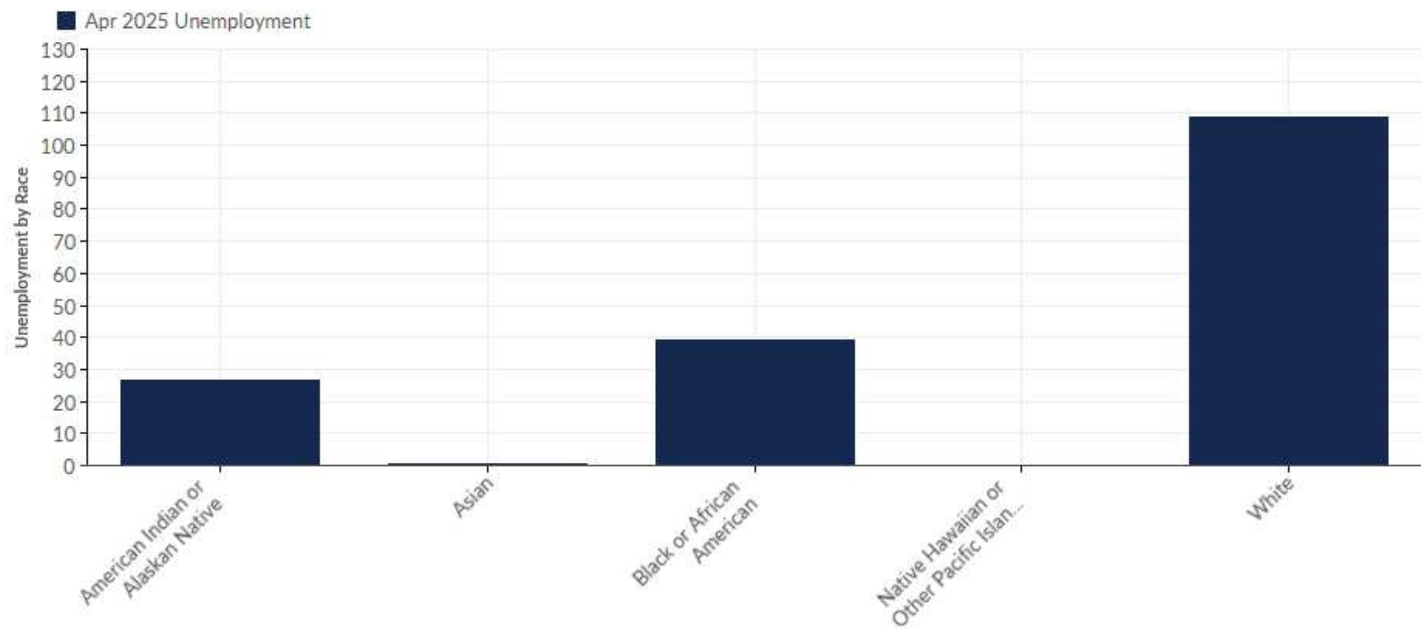
Age	Unemployment (Apr 2025)	% of Unemployed
< 22	3	1.71%
22-24	6	3.43%
25-34	33	18.86%
35-44	44	25.14%
45-54	42	24.00%
55-59	19	10.86%
60-64	16	9.14%
65+	12	6.86%
Total	175	100.00%

Unemployment by Gender



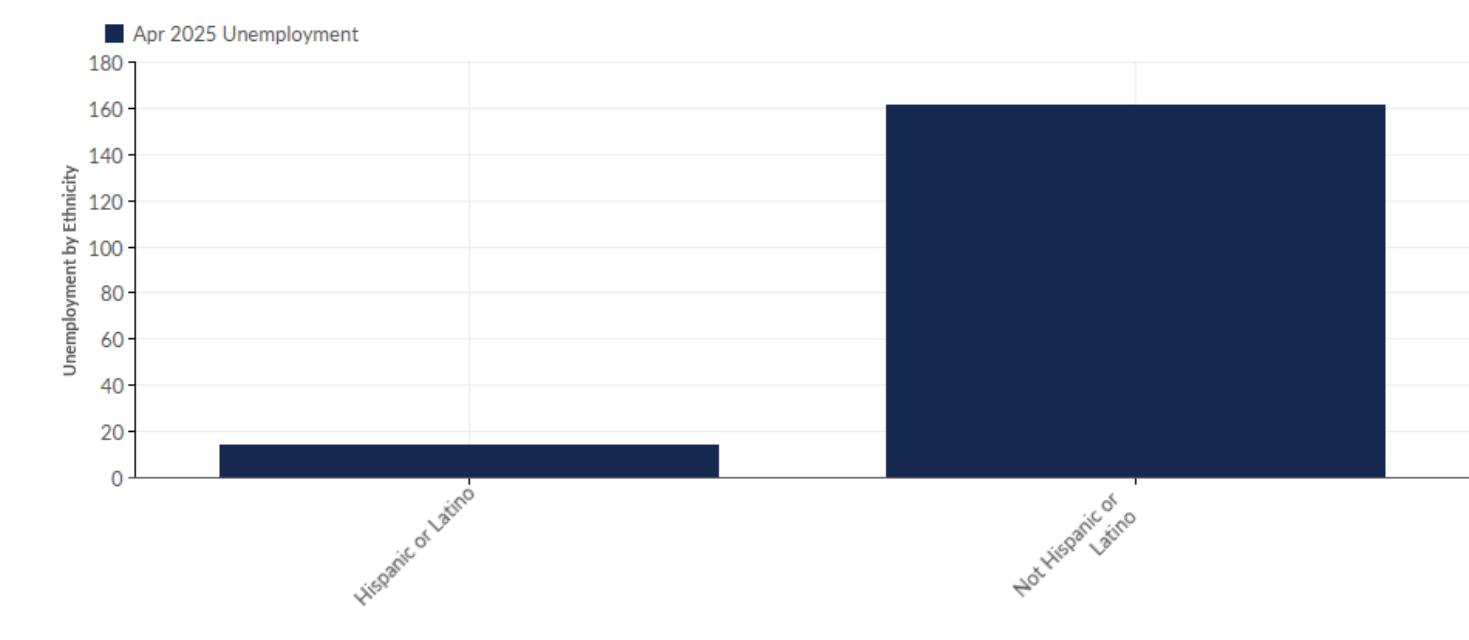
Gender	Unemployment (Apr 2025)	% of Unemployed
Females	83	47.43%
Males	92	52.57%
Total	175	100.00%

Unemployment by Race



Race	Unemployment (Apr 2025)	% of Unemployed
American Indian or Alaskan Native	26	14.86%
Asian	1	0.57%
Black or African American	39	22.29%
Native Hawaiian or Other Pacific Islander	0	0.00%
White	109	62.29%
Total	175	100.00%

Unemployment by Ethnicity

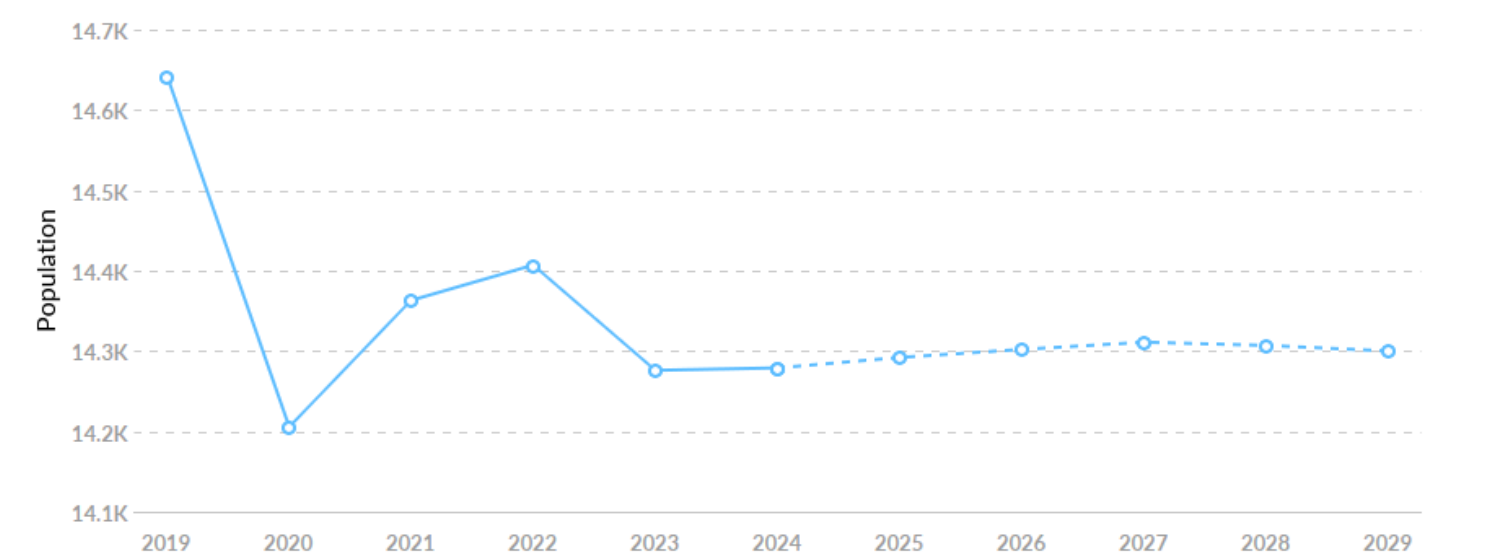


Ethnicity	Unemployment (Apr 2025)	% of Unemployed
Hispanic or Latino	14	8.00%
Not Hispanic or Latino	161	92.00%
Total	175	100.00%

Historic & Projected Trends

Population Trends

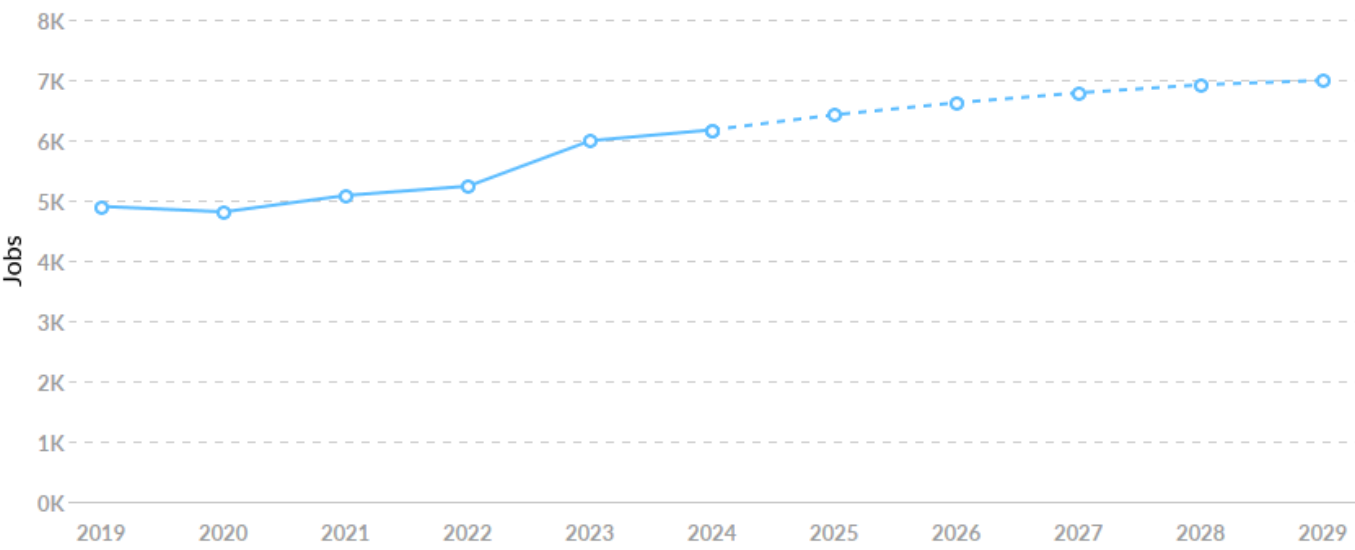
As of 2024 the region's population **declined by 2.5%** since 2019, falling by 363. Population is expected to **increase by 0.1%** between 2024 and 2029, adding 21.



Timeframe	Population
2019	14,642
2020	14,205
2021	14,363
2022	14,407
2023	14,276
2024	14,279
2025	14,292
2026	14,302
2027	14,311
2028	14,307
2029	14,300

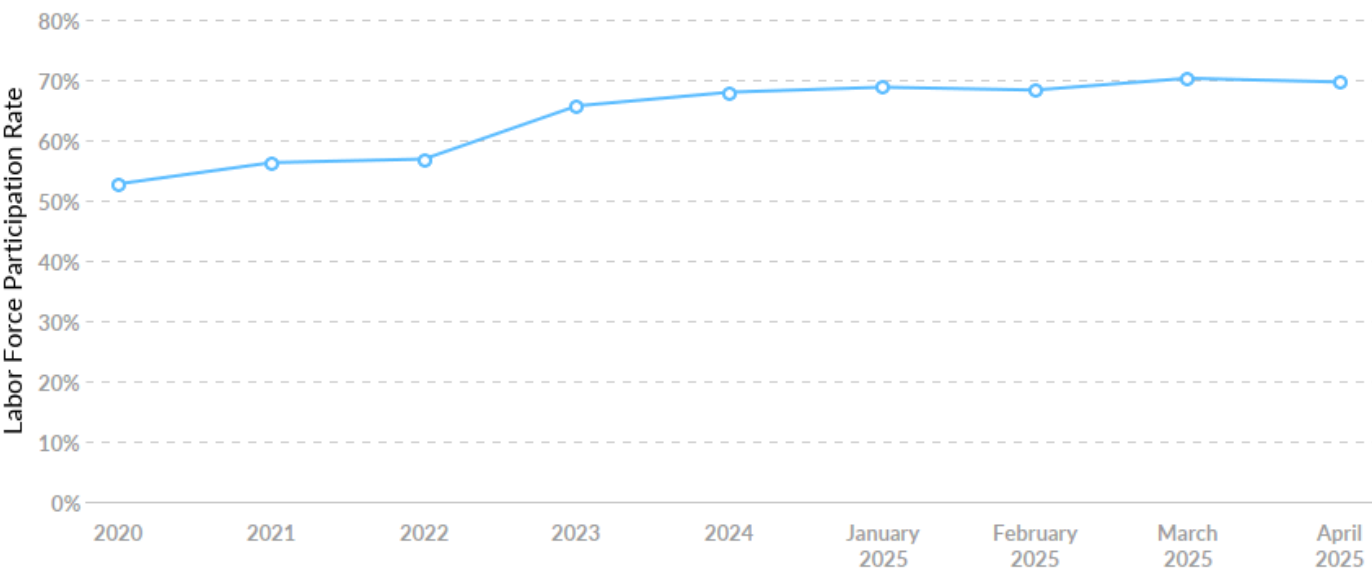
Job Trends

From 2019 to 2024, jobs increased by 25.9% in Choctaw County, OK from 4,901 to 6,172. This change outpaced the national growth rate of 4.1% by 21.8%.



Timeframe	Jobs
2019	4,901
2020	4,810
2021	5,083
2022	5,237
2023	5,991
2024	6,172
2025	6,422
2026	6,622
2027	6,786
2028	6,920
2029	6,993

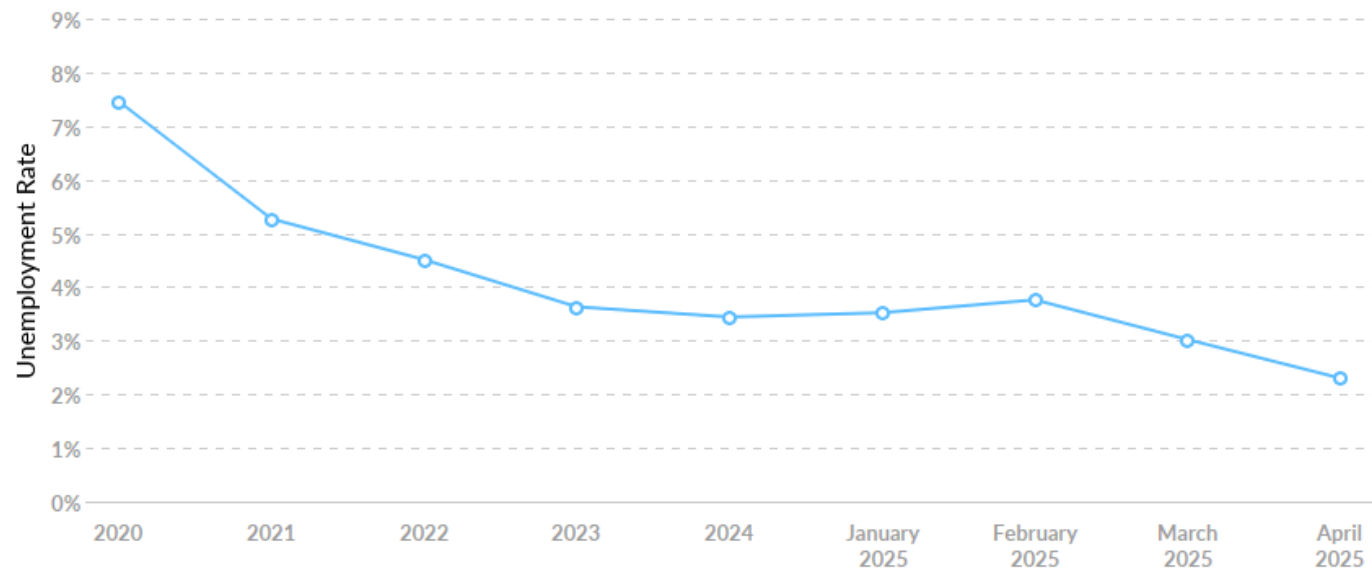
Labor Force Participation Rate Trends



Timeframe	Labor Force Participation Rate
2020	52.75%
2021	56.27%
2022	56.87%
2023	65.69%
2024	67.96%
January 2025	68.79%
February 2025	68.32%
March 2025	70.27%
April 2025	69.65%

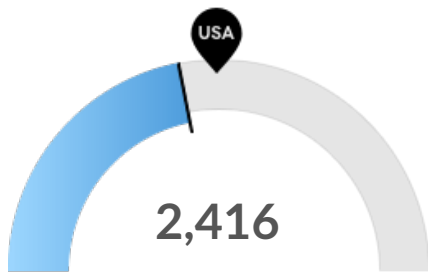
Unemployment Rate Trends

Choctaw County, OK had an April 2025 unemployment rate of 2.30%, **decreasing from 7.46%** 5 years before.



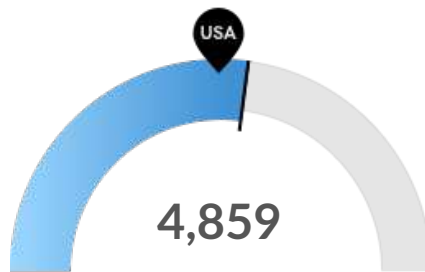
Timeframe	Unemployment Rate
2020	7.46%
2021	5.27%
2022	4.51%
2023	3.63%
2024	3.44%
January 2025	3.52%
February 2025	3.76%
March 2025	3.02%
April 2025	2.30%

Population Characteristics



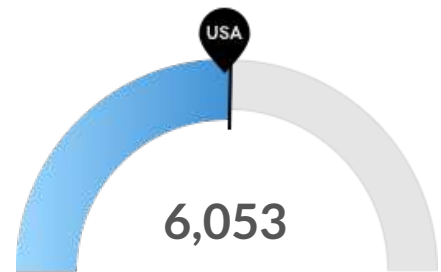
Millennials

Choctaw County, OK has 2,416 millennials (ages 25-39). The national average for an area this size is 2,901.



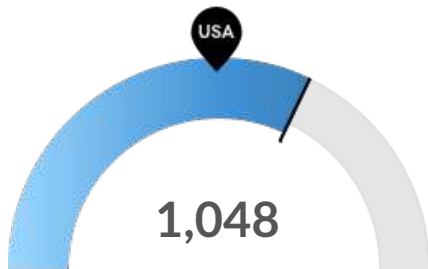
Retiring Soon

Retirement risk is high in Choctaw County, OK. The national average for an area this size is 4,310 people 55 or older, while there are 4,859 here.



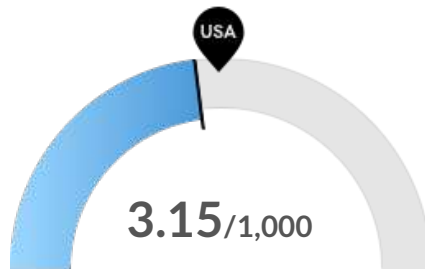
Racial Diversity

Racial diversity is about average in Choctaw County, OK. The national average for an area this size is 5,946 racially diverse people, while there are 6,053 here.



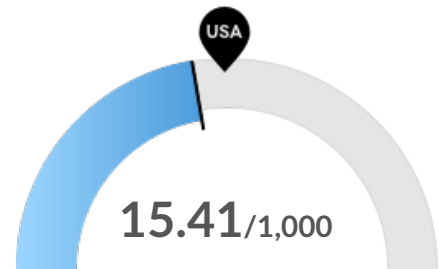
Veterans

Choctaw County, OK has 1,048 veterans. The national average for an area this size is 706.



Violent Crime

Choctaw County, OK has 3.15 violent crimes per 1,000 people. The national rate is 3.54 per 1,000 people.

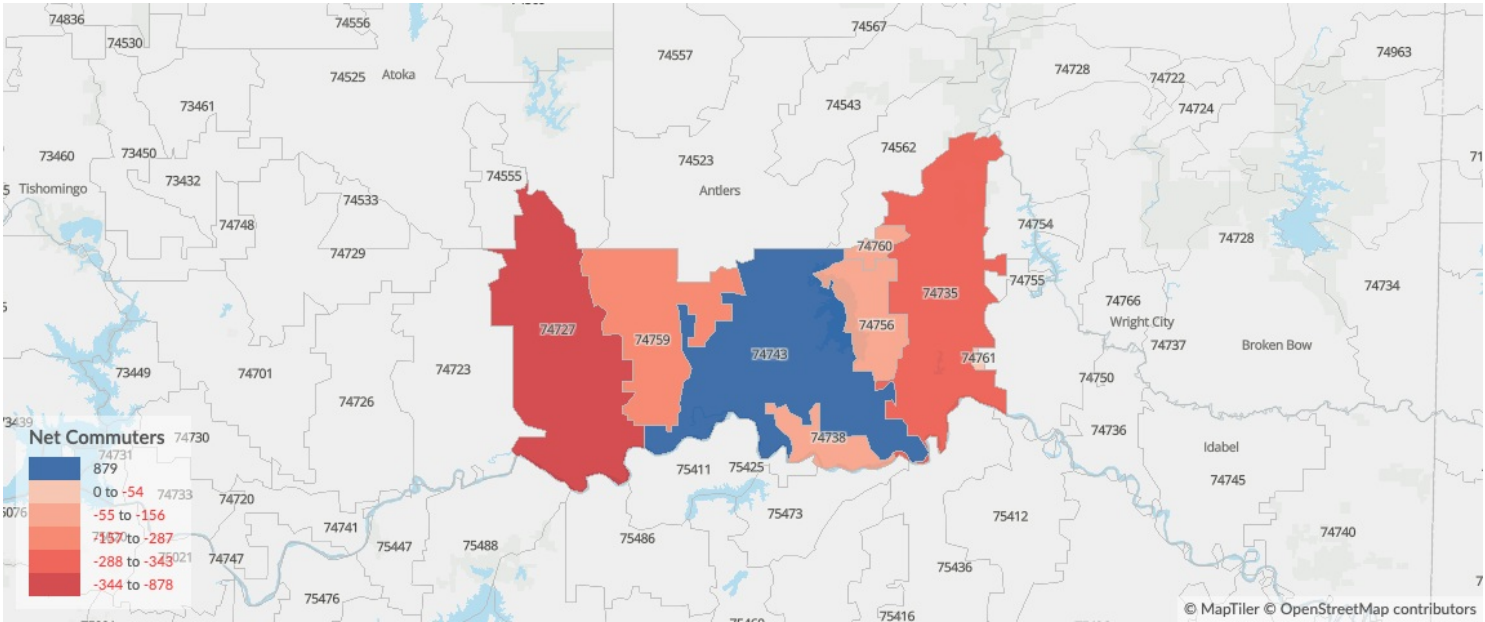


Property Crime

Choctaw County, OK has 15.41 property crimes per 1,000 people. The national rate is 18.02 per 1,000 people.

Place of Work vs Place of Residence

Understanding where talent in Choctaw County, OK currently works compared to where talent lives can help you optimize site decisions.



Where Talent Works

ZIP	Name	2024 Employment
74743	Hugo, OK (in Choctaw c...	4,431
74727	Boswell, OK (in Chocta...	611
74759	Soper, OK (in Choctaw ...	372
74735	Fort Towson, OK (in Ch...	330
74756	Sawyer, OK (in Choctaw...	218

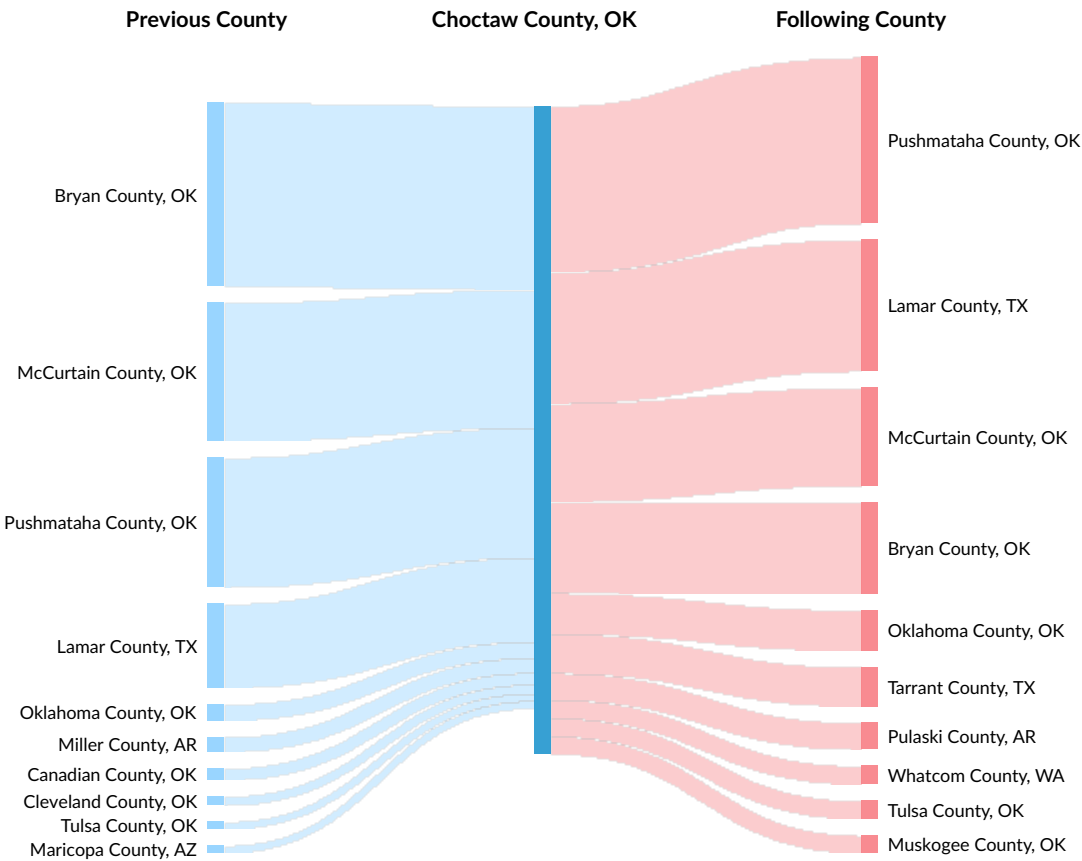
Where Talent Lives

ZIP	Name	2024 Workers
74743	Hugo, OK (in Choctaw c...	3,552
74727	Boswell, OK (in Chocta...	954
74735	Fort Towson, OK (in Ch...	618
74759	Soper, OK (in Choctaw ...	529
74756	Sawyer, OK (in Choctaw...	293

Inbound and Outbound Migration

The table below analyzes past and current residents of Choctaw County, OK. The left column shows residents of other counties migrating to Choctaw County, OK. The right column shows residents migrating from Choctaw County, OK to other counties.

As of 2022, 95 people have migrated from Bryan County, OK to Choctaw County, OK. In the same year, 86 people left Choctaw County, OK migrating to Pushmataha County, OK. The total Net Migration for Choctaw County, OK in 2022 was 113.

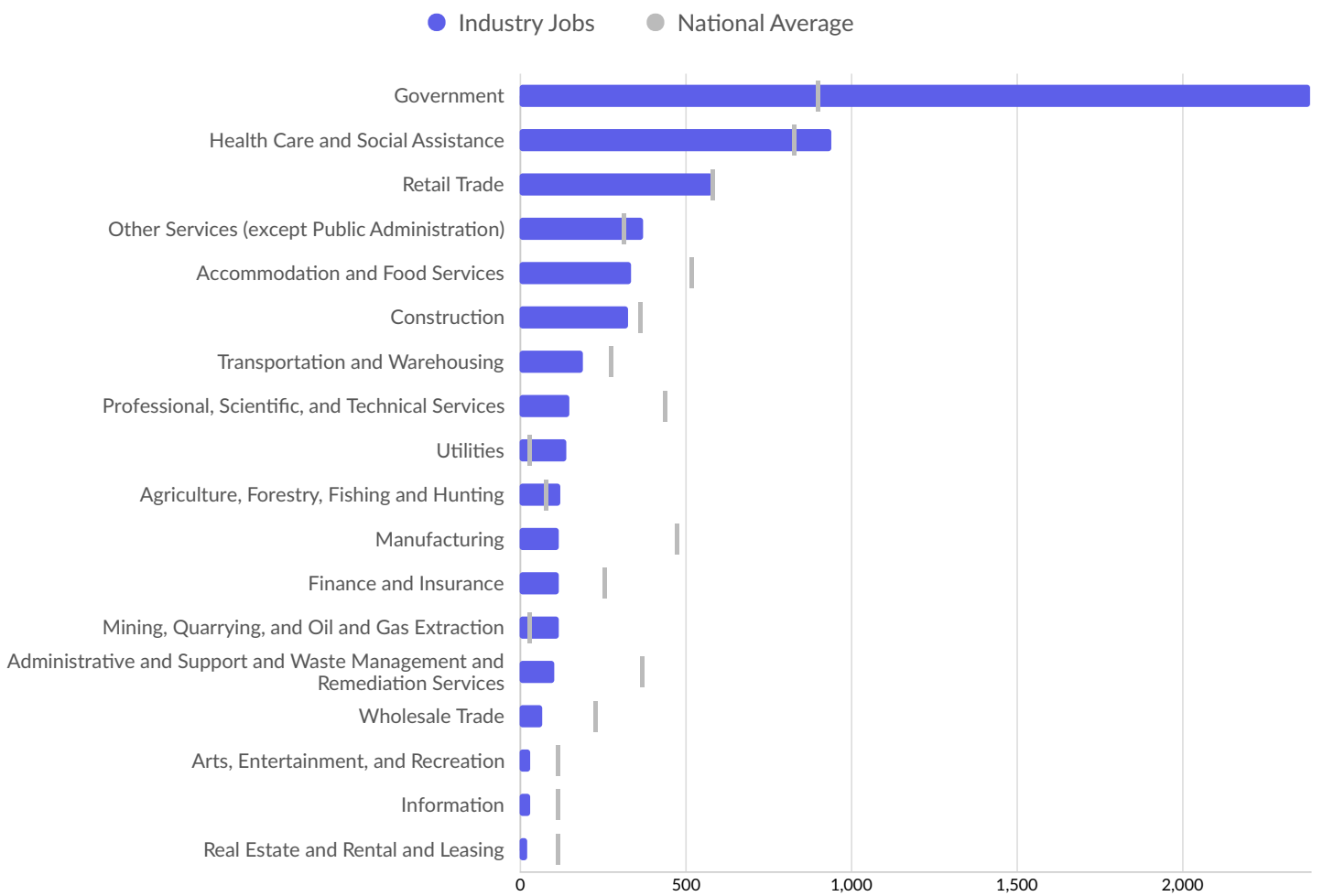


Top Previous Counties	Migrations
Bryan County, OK	95
McCurtain County, OK	72
Pushmataha County, OK	67
Lamar County, TX	43
Oklahoma County, OK	8
Miller County, AR	8

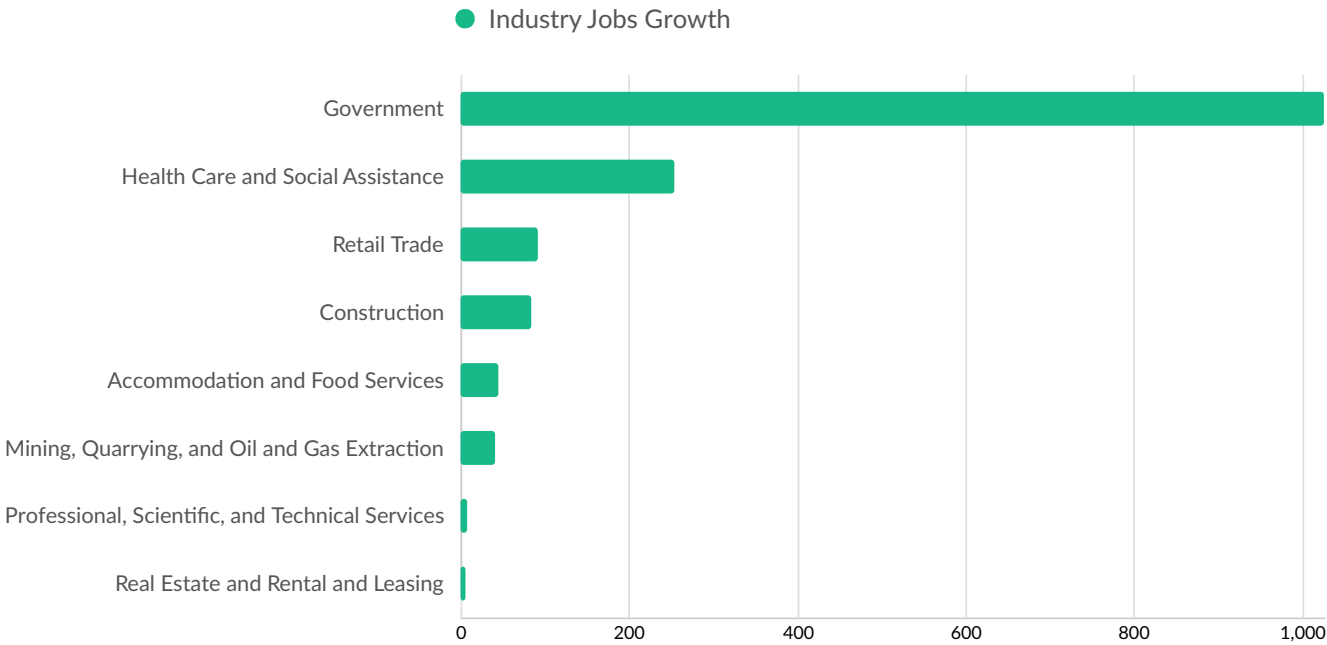
Top Previous Counties	Migrations
Canadian County, OK	6
Cleveland County, OK	5
Tulsa County, OK	4
Maricopa County, AZ	4
Carter County, OK	4
Cumberland County, KY	4
Comanche County, OK	3
Payne County, OK	3
Creek County, OK	3
Top Following Counties	Migrations
Pushmataha County, OK	86
Lamar County, TX	68
McCurtain County, OK	51
Bryan County, OK	47
Oklahoma County, OK	21
Tarrant County, TX	20
Pulaski County, AR	14
Whatcom County, WA	9
Tulsa County, OK	9
Muskogee County, OK	9
Gaston County, NC	7
Chesapeake City County, VA	7
Chatham County, GA	7
Bell County, TX	6
Lincoln County, OK	6

Industry Characteristics

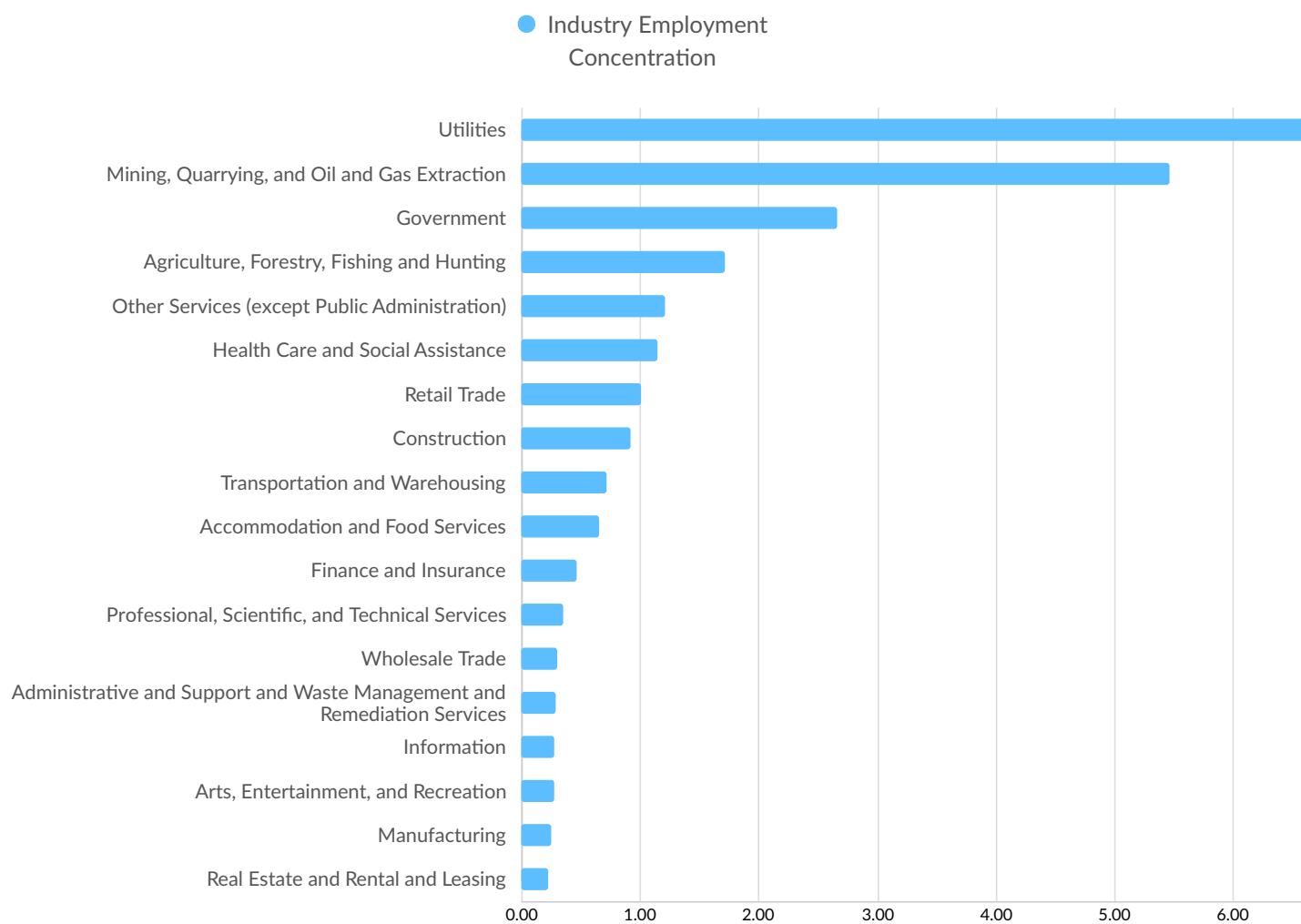
Largest Industries



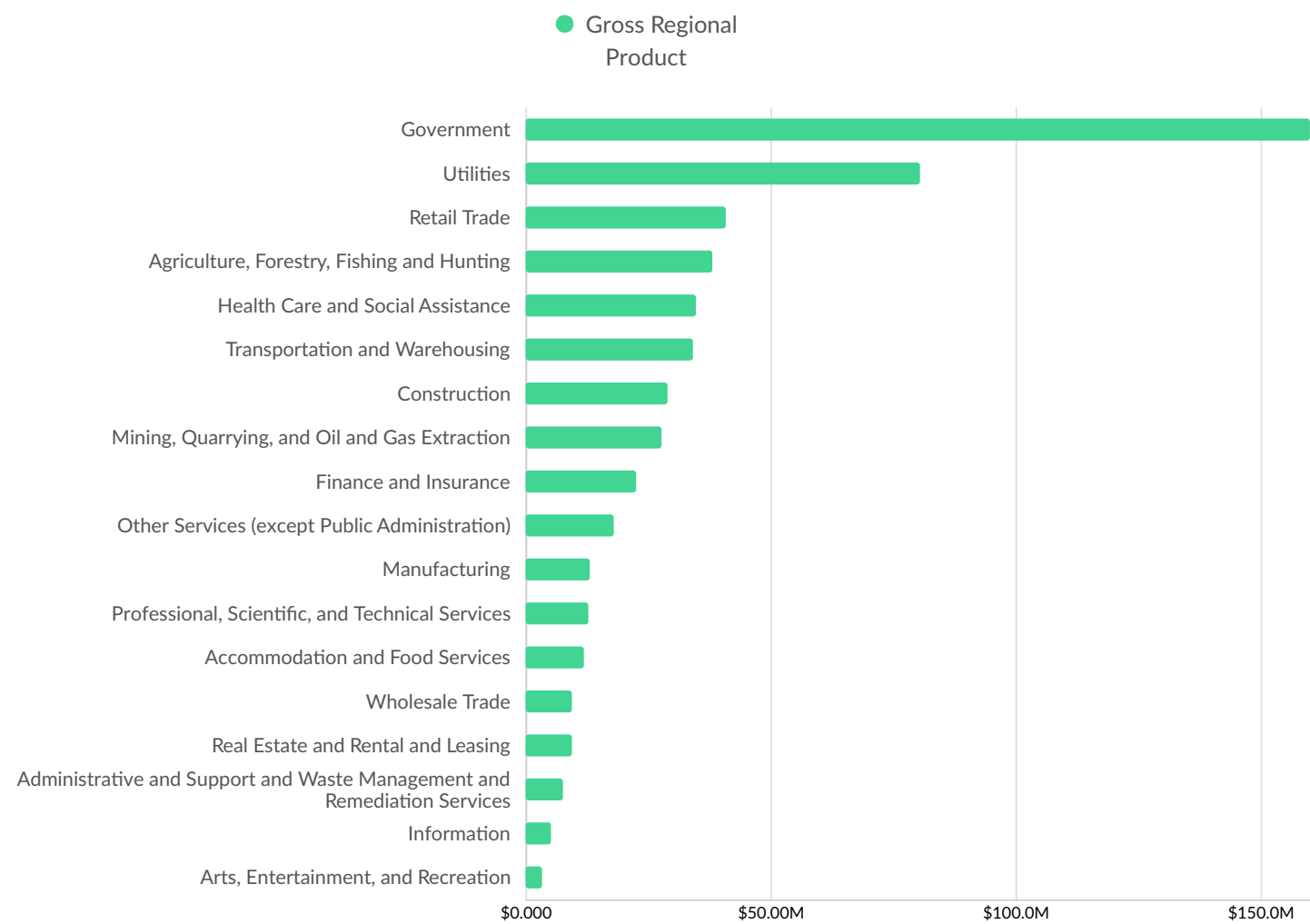
Top Growing Industries



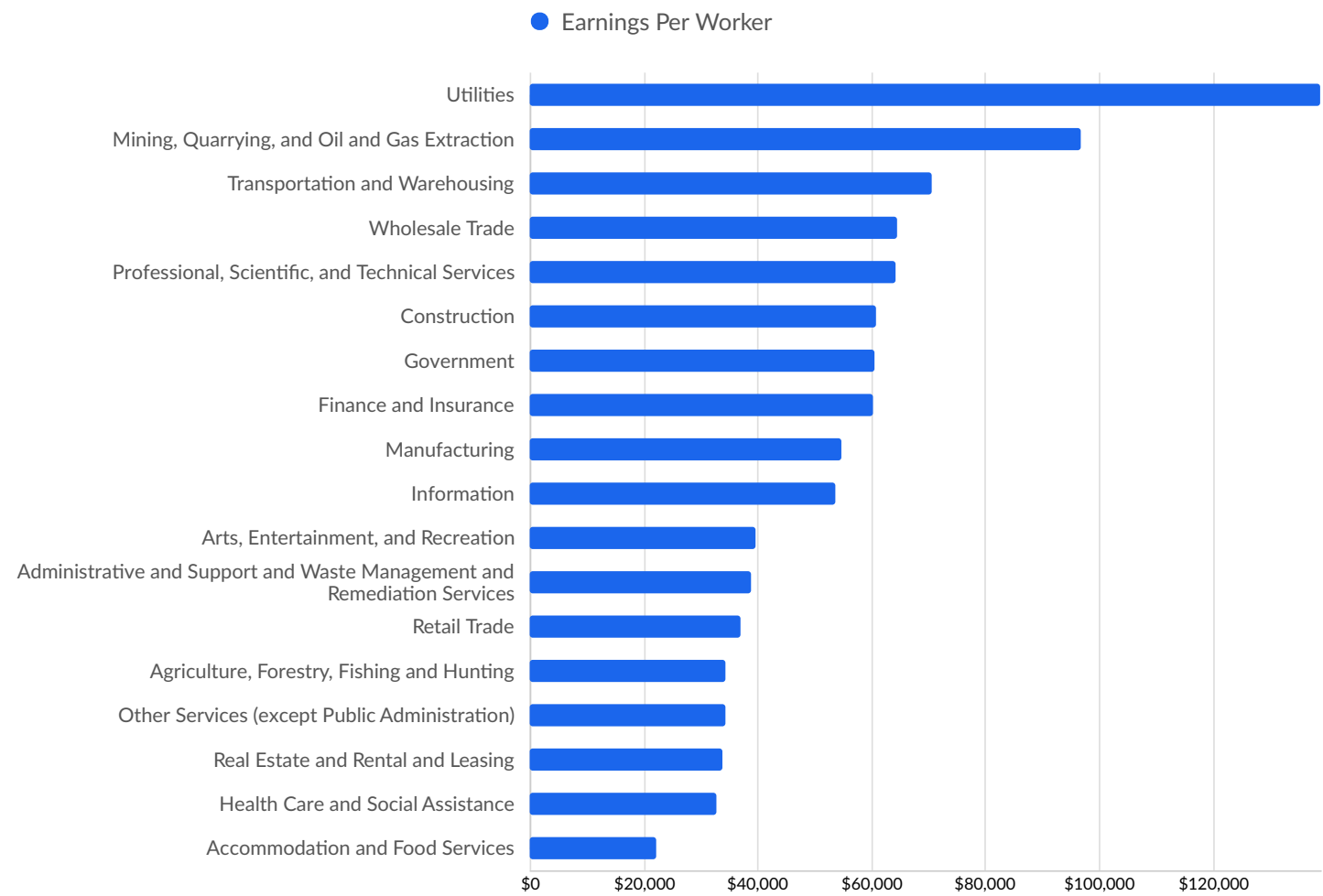
Top Industry Employment Concentration



Top Industry GRP



Top Industry Earnings



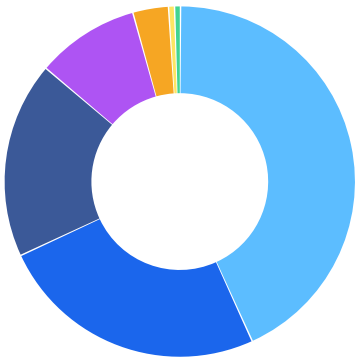
Business Characteristics

774 Companies Employ Your Workers

Online profiles for your workers mention 774 companies as employers, with the top 10 appearing below. In the last 12 months, 79 companies in Choctaw County, OK posted job postings, with the top 10 appearing below.

Top Companies	Profiles	Top Companies Posting	Unique Postings
Choctaw Nation Of Oklahoma	98 <div></div>	Choctaw Nation Of Oklahoma	281 <div></div>
Walmart	31 <div></div>	Walmart	53 <div></div>
Choctaw Memorial Hospital	27 <div></div>	Paris Regional Medical Center	45 <div></div>
Little Dixie Community Action A...	25 <div></div>	Elara Caring	33 <div></div>
State of Oklahoma	20 <div></div>	Norman Regional Hospital	29 <div></div>
International Paper	18 <div></div>	Conemaugh Memorial Medical C...	24 <div></div>
Hugo Public Schools Foundation	16 <div></div>	Healthcare Innovations Private ...	18 <div></div>
Western Farmers Electric Coope...	15 <div></div>	Taco Bell	16 <div></div>
Kiamichi Technology Centers	14 <div></div>	Dollar General	12 <div></div>
Campbell Soup	12 <div></div>	Genesee & Wyoming	12 <div></div>

Business Size

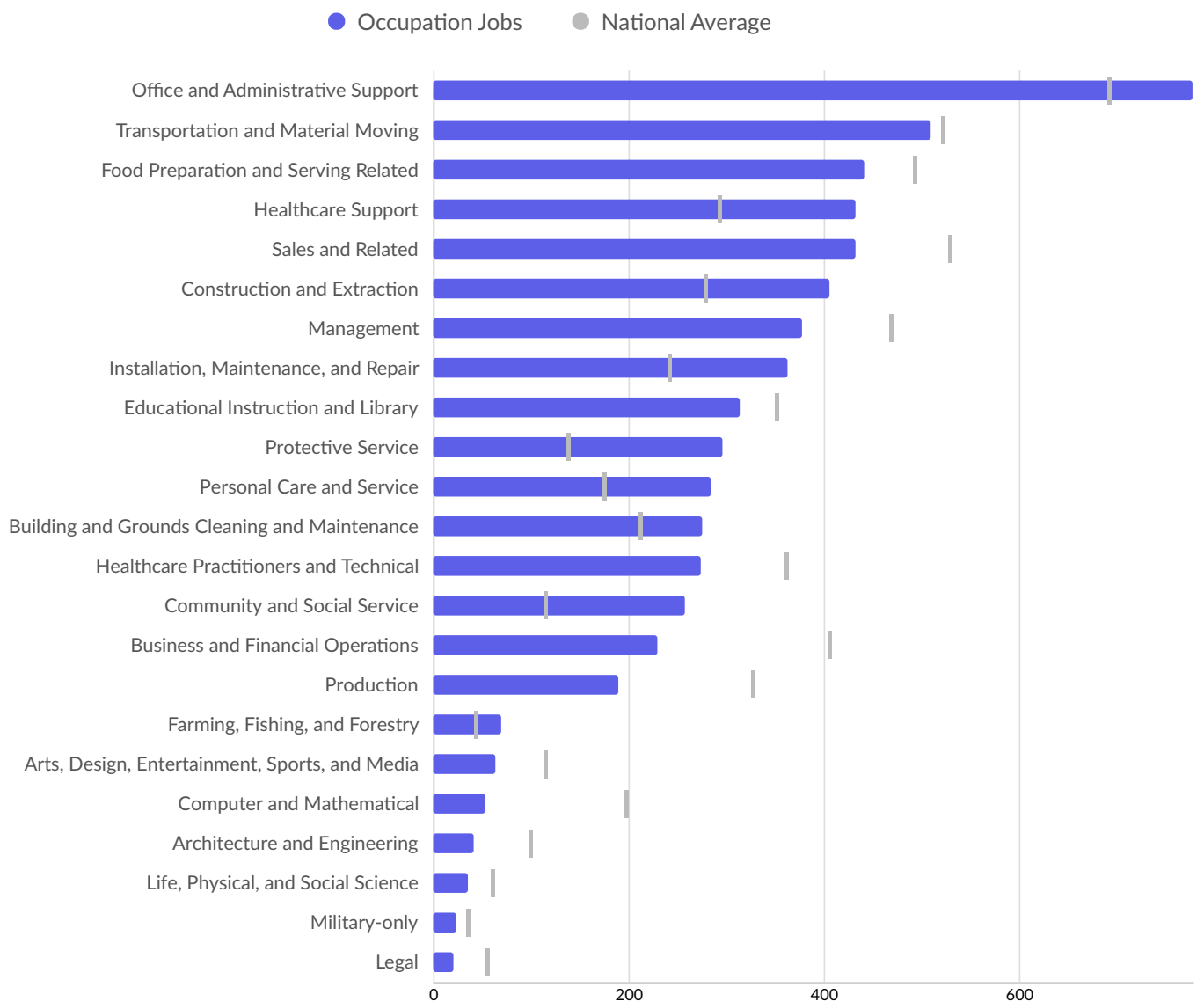


	Percentage	Business Count
<div></div> 1 to 4 employees	43.1%	236
<div></div> 5 to 9 employees	24.9%	136
<div></div> 10 to 19 employees	18.1%	99
<div></div> 20 to 49 employees	9.5%	52
<div></div> 50 to 99 employees	3.3%	18
<div></div> 100 to 249 employees	0.5%	3
<div></div> 250 to 499 employees	0.5%	3

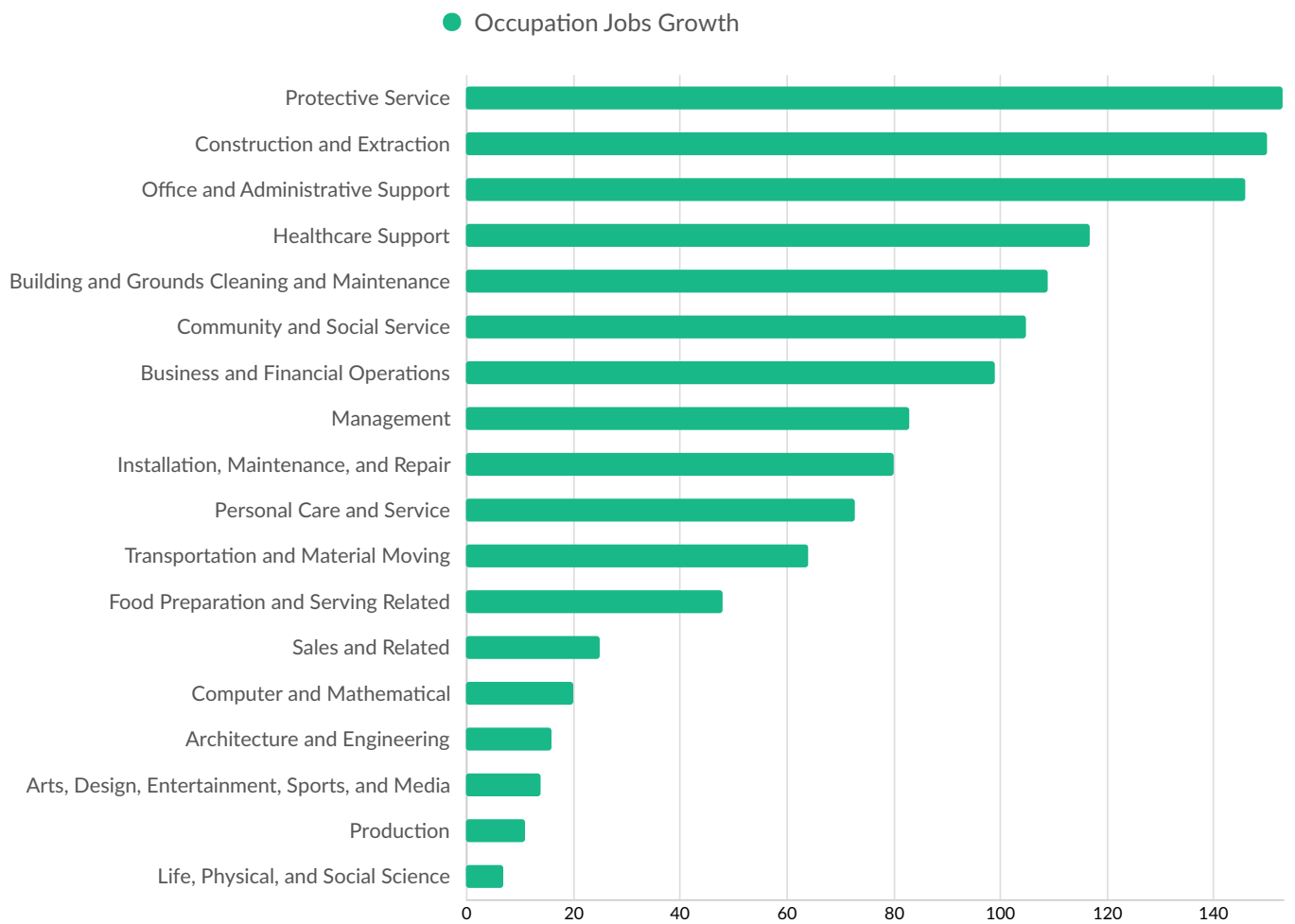
**Business Data by DatabaseUSA.com is third-party data provided by Lightcast to its customers as a convenience, and Lightcast does not endorse or warrant its accuracy or consistency with other published Lightcast data. In most cases, the Business Count will not match total companies with profiles on the summary tab.*

Workforce Characteristics

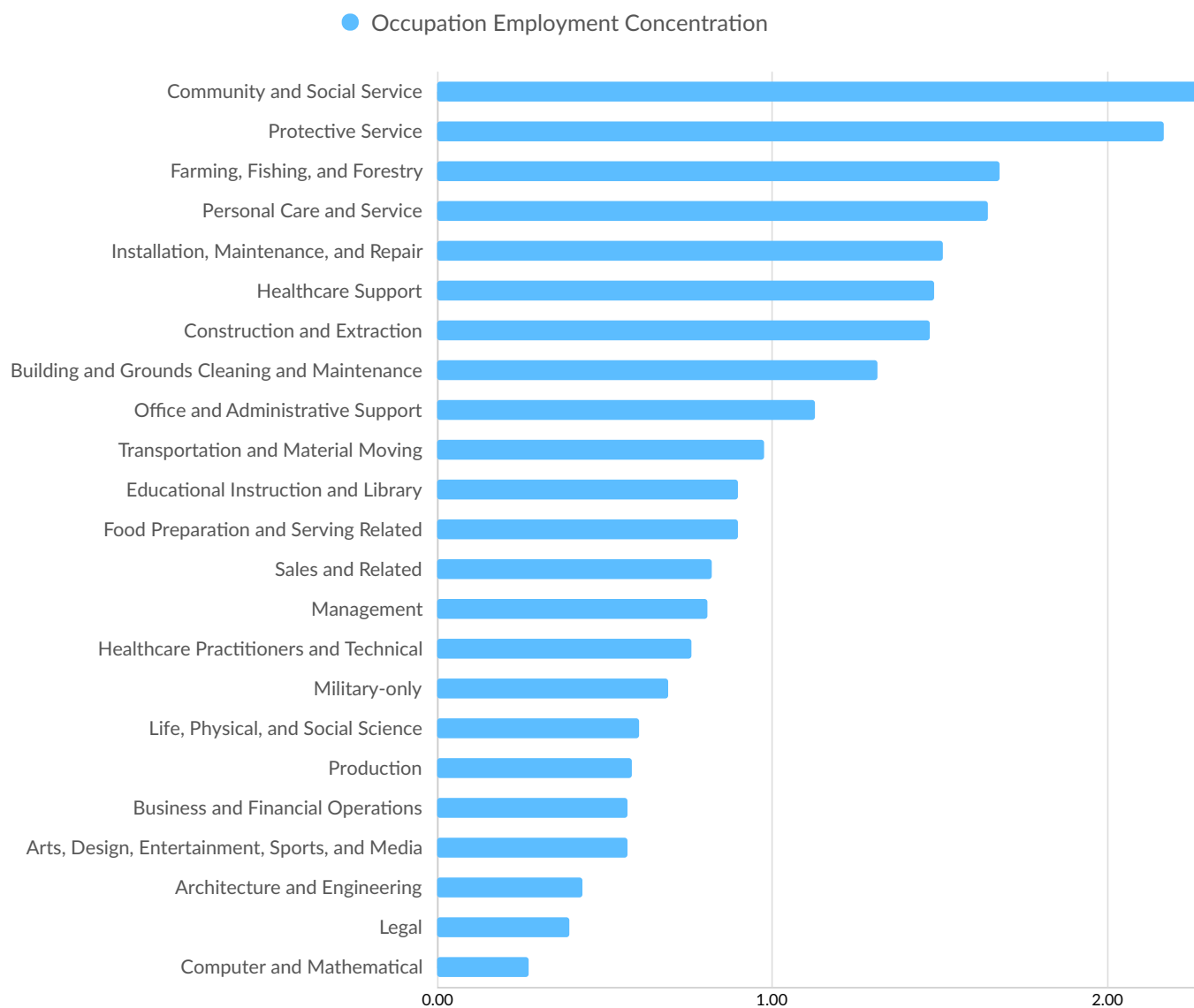
Largest Occupations



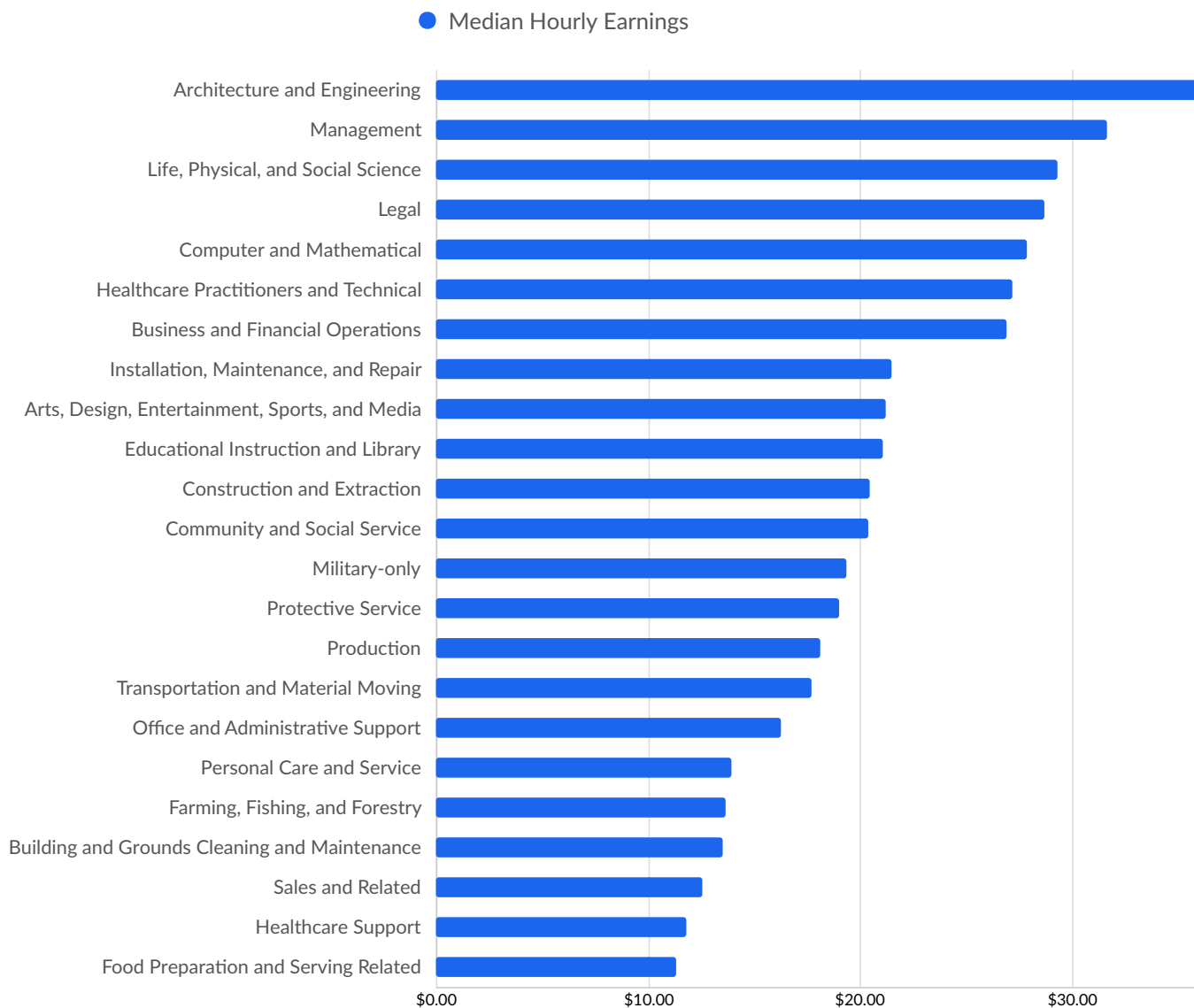
Top Growing Occupations



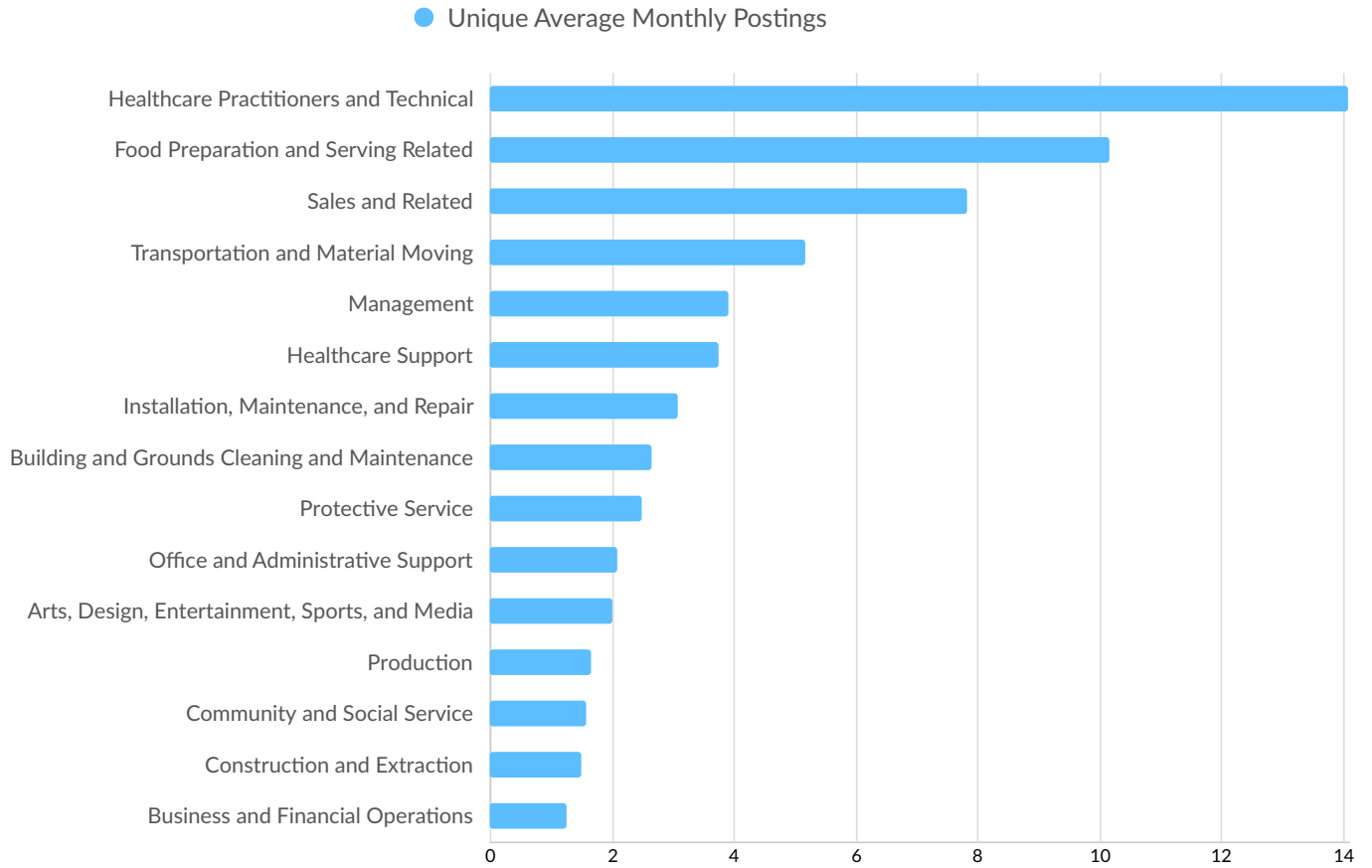
Top Occupation Employment Concentration



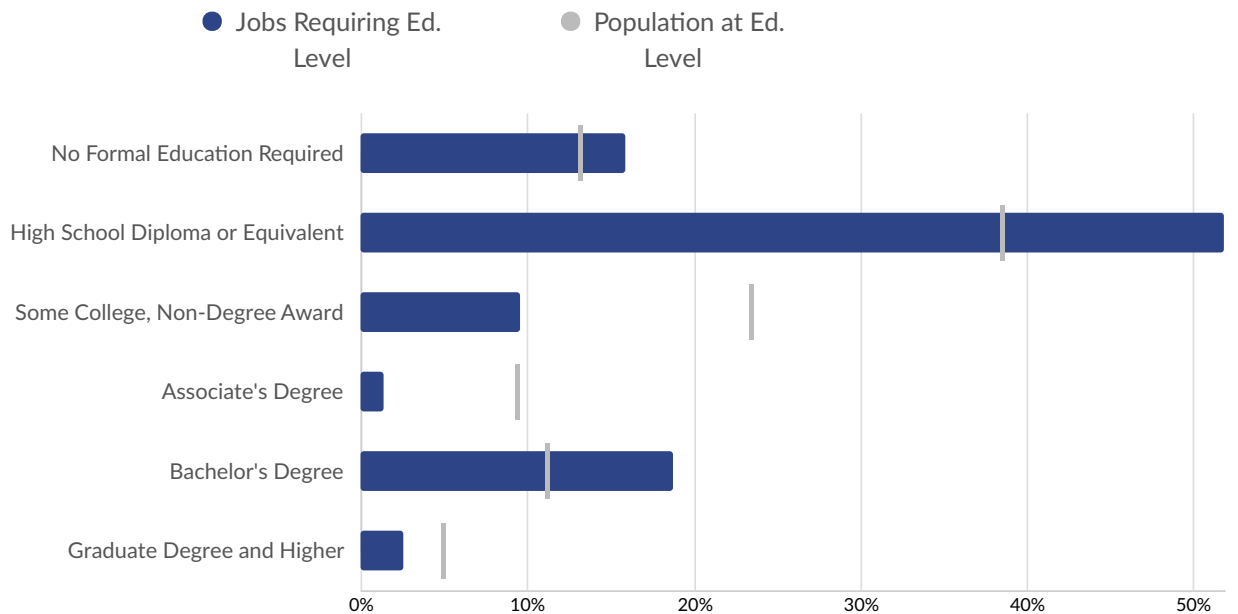
Top Occupation Earnings



Top Posted Occupations



Underemployment



Educational Pipeline

Over the last 5 years, no schools in Choctaw County, OK produced graduates.

In-Demand Skills

