



# Latimer County, OK

Choctaw Nation Economic Development Partnership



**Choctaw Nation**

Business & Economic Development

PO Box 1210  
2807 Enterprise Blvd  
Durant, Oklahoma 74702-1210

# Contents

Report Parameters .....	1
Economy Overview .....	2
Unemployment by Demographics .....	4
Historic & Projected Trends .....	8
Population Characteristics .....	12
Inbound and Outbound Migration .....	14
Industry Characteristics .....	16
Business Characteristics .....	21
Workforce Characteristics .....	23
Educational Pipeline .....	28
In-Demand Skills .....	29

## Report Parameters

### 1 County

40077 Latimer County, OK

---

### Class of Worker

QCEW Employees, Non-QCEW Employees, and Self-Employed

The information in this report pertains to the chosen geographical area.

# Economy Overview

9,526

Population (2024)

Population **decreased by 518** over the last 5 years but is projected to **grow by 20** over the next 5 years.

3,660

Total Regional Employment

Jobs **grew by 698** over the last 5 years and are projected to **grow by 522** over the next 5 years.

\$41.0K

Median Household Income (2023)

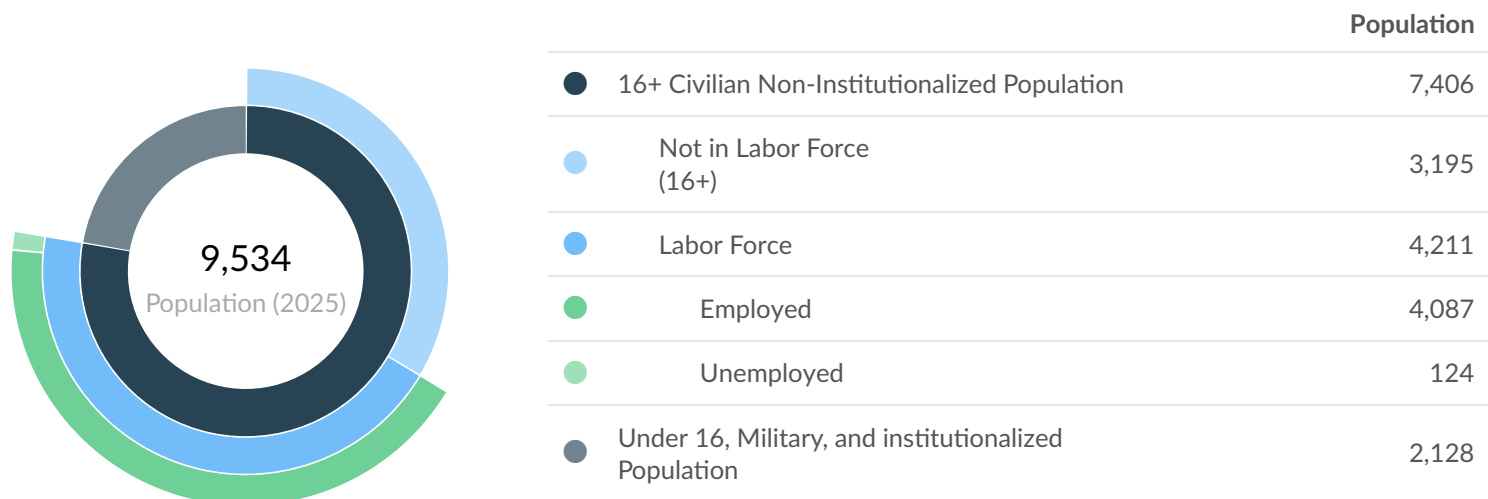
Median household income is **\$37.5K below** the national median household income of \$78.5K.

## Takeaways

- As of 2024 the region's population **declined by 5.2%** since 2019, falling by 518. Population is expected to **increase by 0.2%** between 2024 and 2029, adding 20.
- From 2019 to 2024, jobs **increased by 23.6%** in Latimer County, OK from 2,962 to **3,660**. This change **outpaced the national growth rate of 4.1% by 19.5%**. As the number of jobs increased, the **labor force participation rate increased from 45.9% to 56.6% between 2019 and 2024**.
- Concerning educational attainment, **7.1% of Latimer County, OK residents possess a Bachelor's Degree** (14.4% below the national average), and **15.3% hold an Associate's Degree** (6.4% above the national average).
- The top three industries in 2024 are Local Government, Excluding Education and Hospitals, Education and Hospitals (Local Government), and Electrical Equipment Manufacturing.

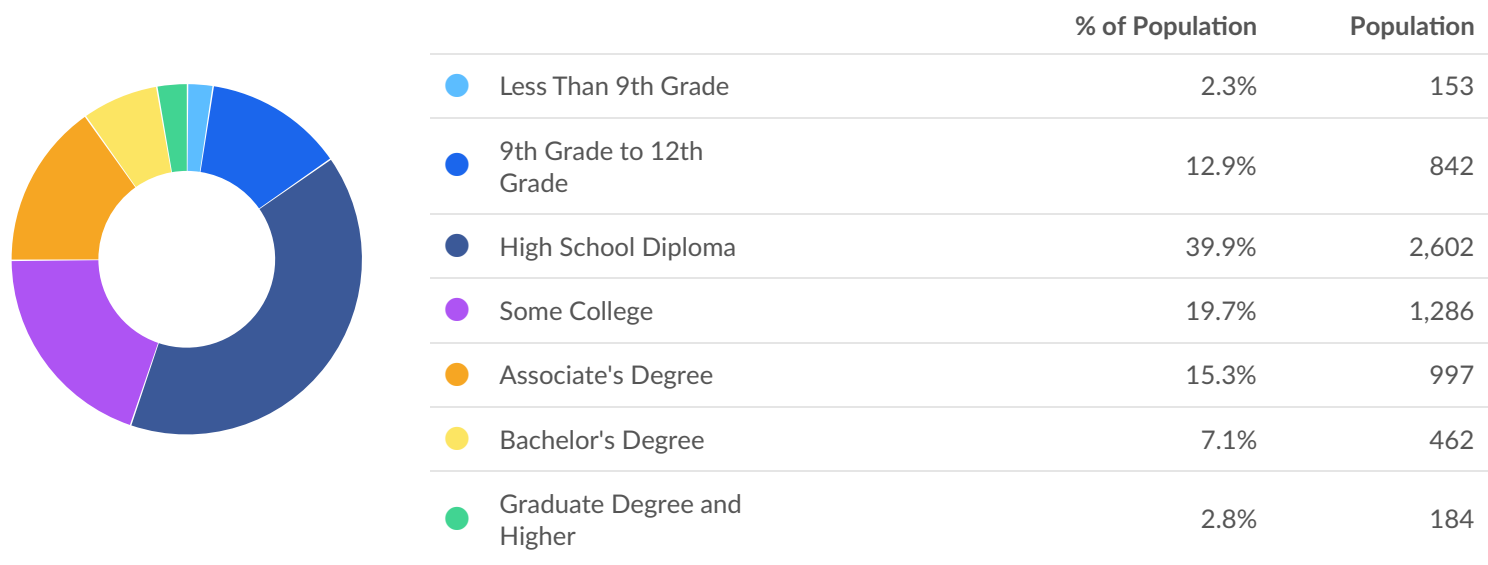
	Population (2025)	Labor Force (Apr 2025)	Jobs (2024)	Cost of Living	GRP	Imports	Exports
Region	9,534	4,211	3,660	88.5	\$445.58M	\$824.13M	\$784.44M
State	4,117,309	2,000,196	1,952,015	93.3	\$267.26B	\$264.02B	\$324.90B

## Apr 2025 Labor Force Breakdown



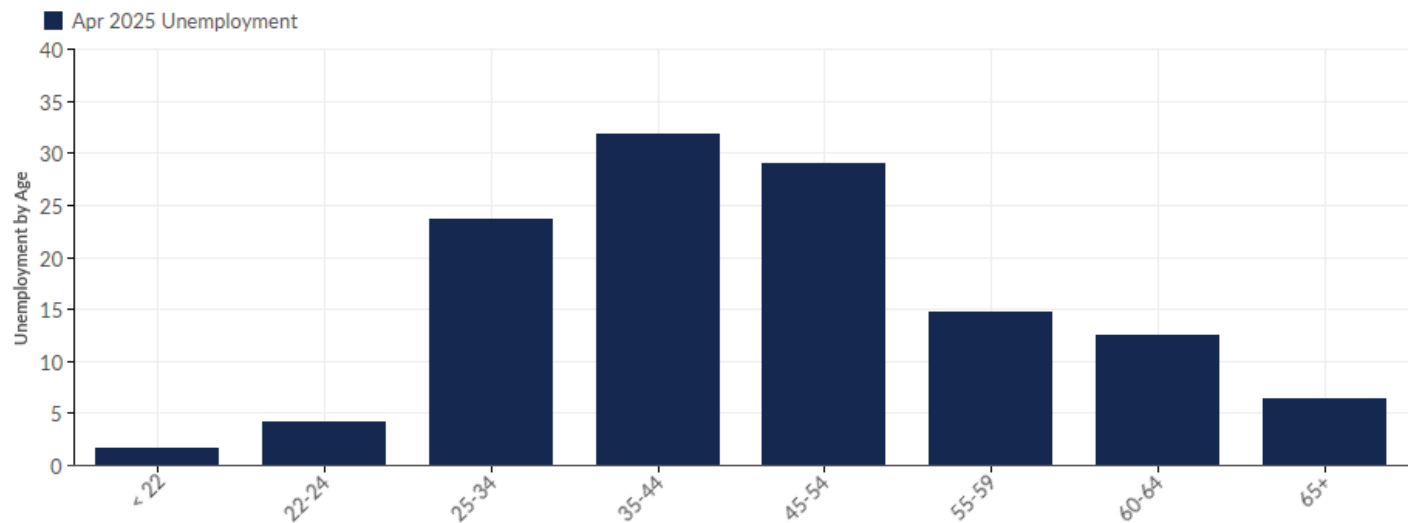
## Educational Attainment

Concerning educational attainment, **7.1% of Latimer County, OK residents possess a Bachelor's Degree** (14.4% below the national average), and **15.3% hold an Associate's Degree** (6.4% above the national average).



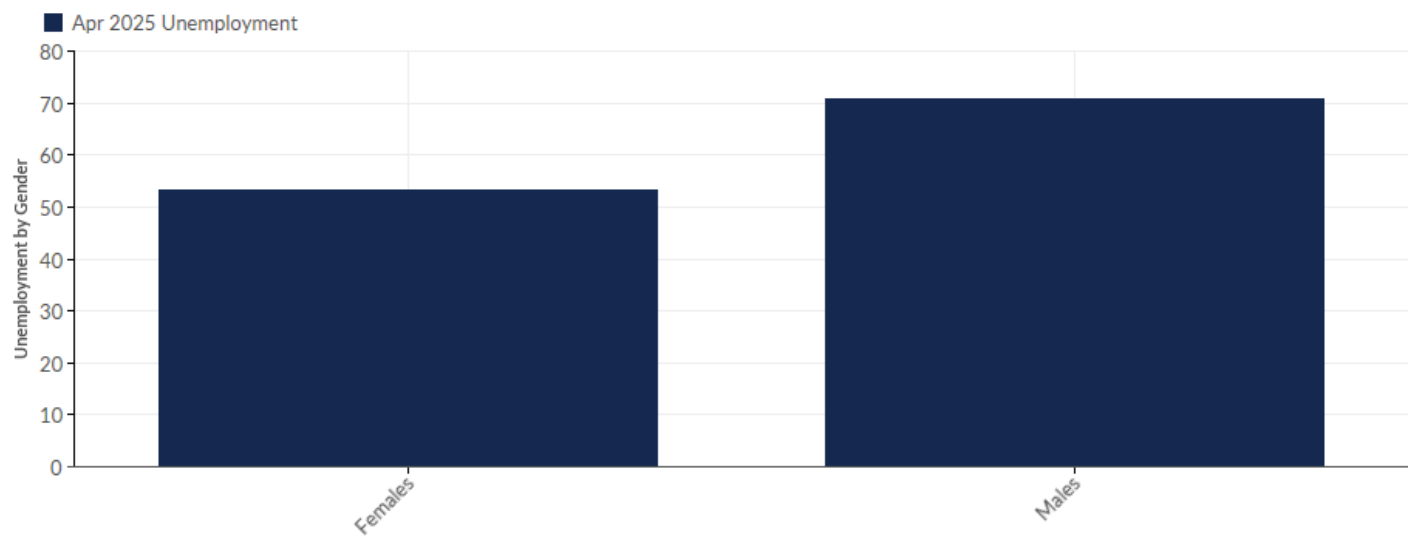
# Unemployment by Demographics

## Unemployment by Age



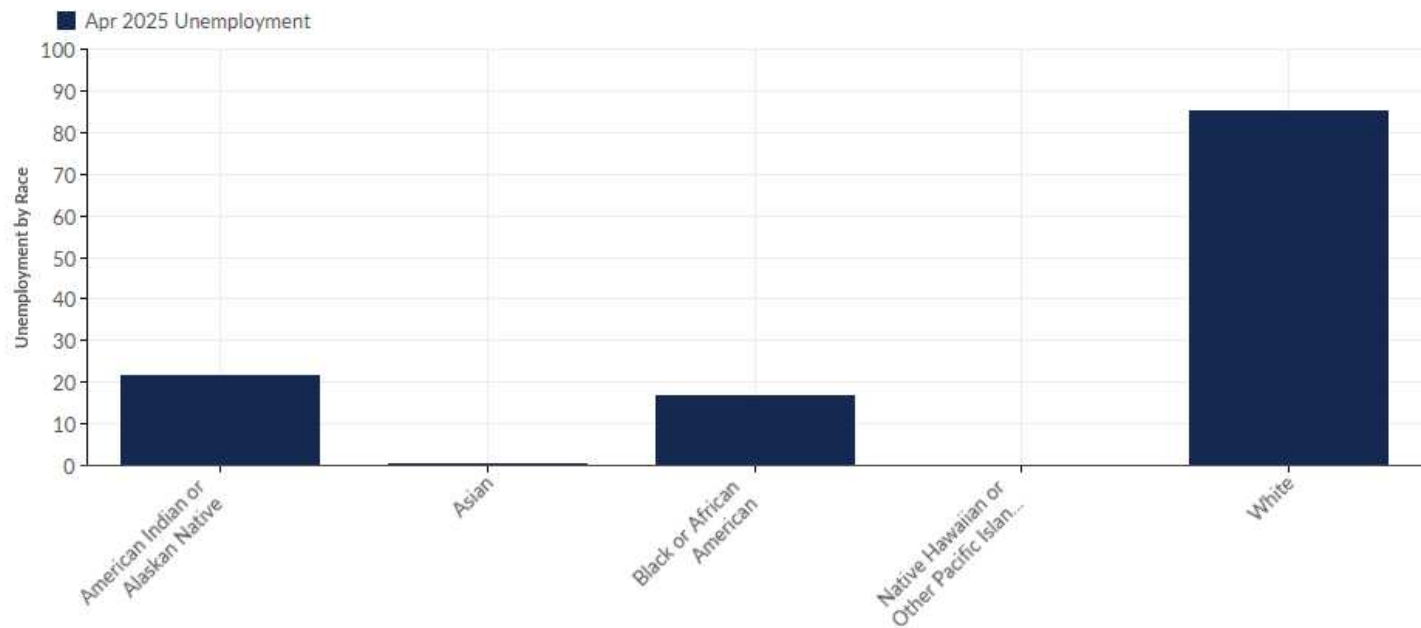
Age	Unemployment (Apr 2025)	% of Unemployed
< 22	2	1.61%
22-24	4	3.23%
25-34	24	19.35%
35-44	32	25.81%
45-54	29	23.39%
55-59	15	12.10%
60-64	12	9.68%
65+	6	4.84%
Total	124	100.00%

Unemployment by Gender



Gender	Unemployment (Apr 2025)	% of Unemployed
Females	53	42.74%
Males	71	57.26%
Total	124	100.00%

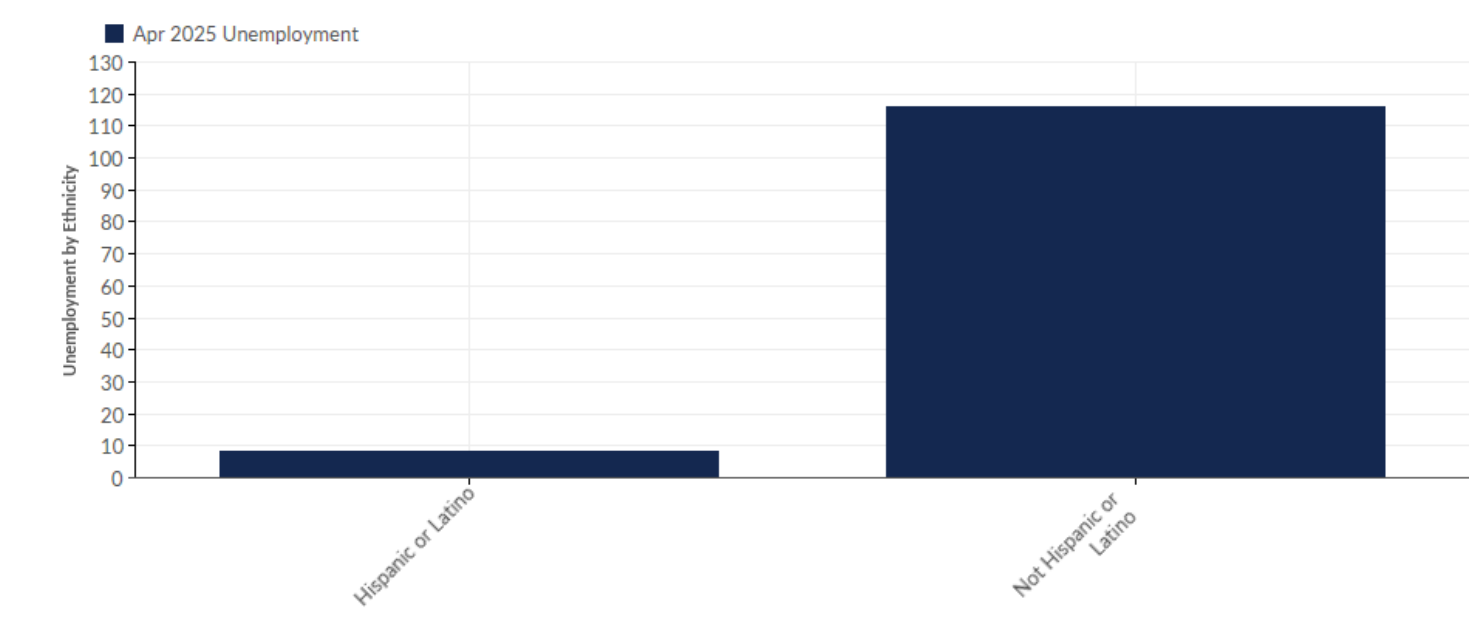
## Unemployment by Race



Race	Unemployment (Apr 2025)	% of Unemployed
American Indian or Alaskan Native	22	17.74%
Asian	0	0.00%
Black or African American	17	13.71%
Native Hawaiian or Other Pacific Islander	0	0.00%
White	85	68.55%
Total	124	100.00%



Unemployment by Ethnicity

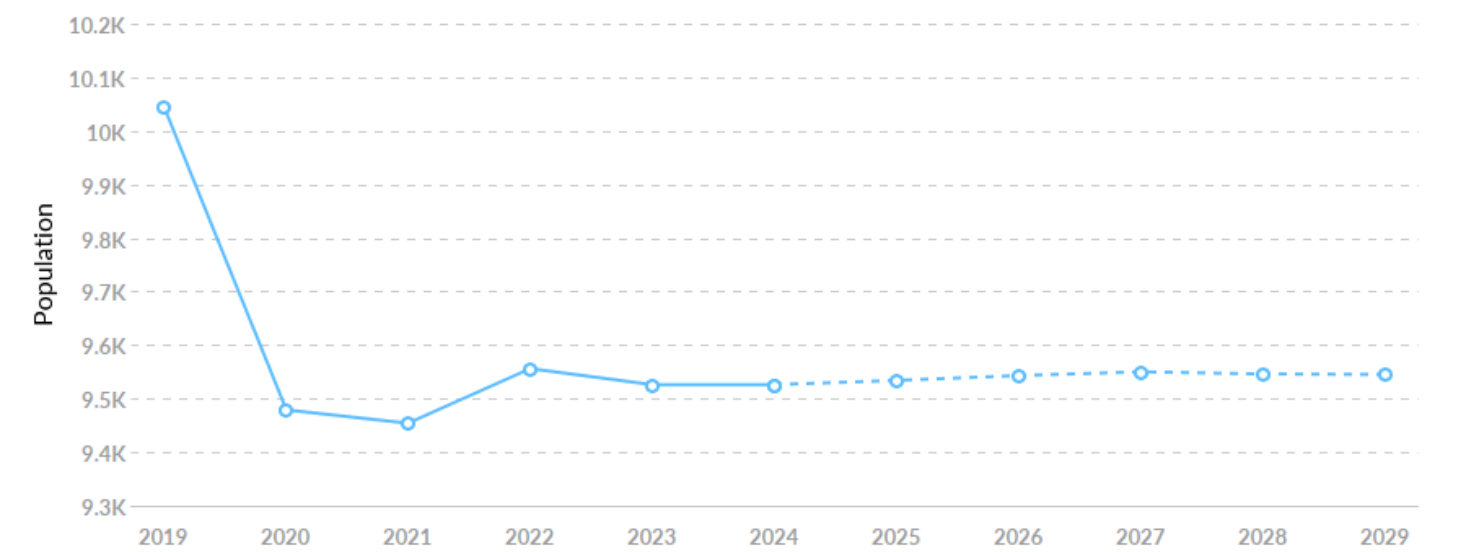


Ethnicity	Unemployment (Apr 2025)	% of Unemployed
Hispanic or Latino	8	6.45%
Not Hispanic or Latino	116	93.55%
Total	124	100.00%

# Historic & Projected Trends

## Population Trends

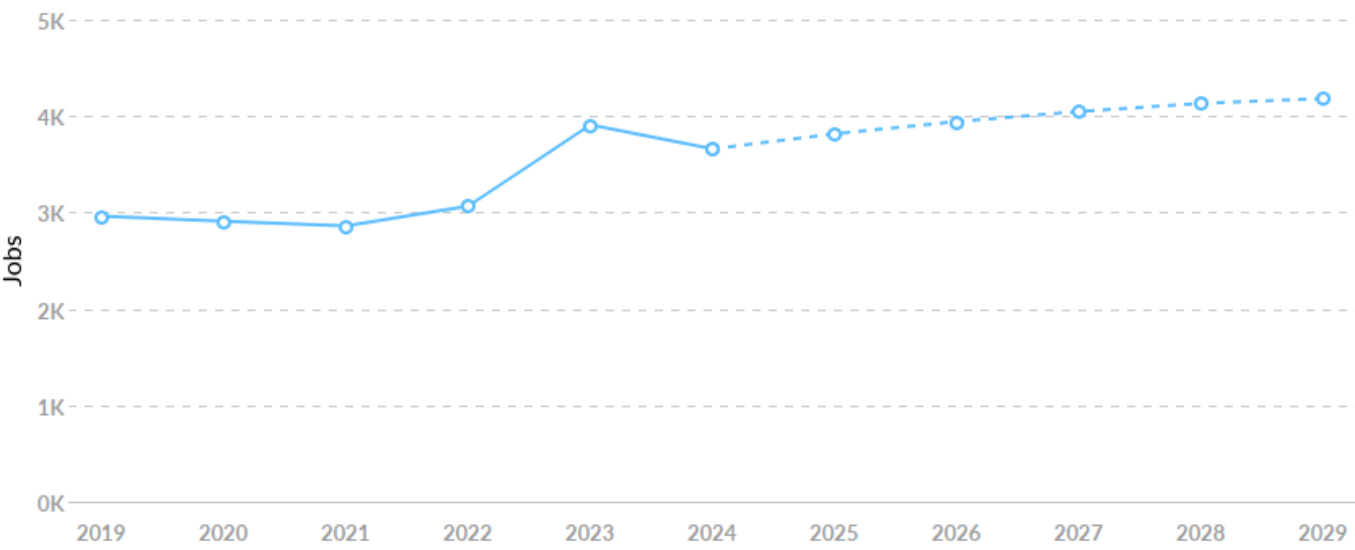
As of 2024 the region's population **declined by 5.2%** since 2019, falling by 518. Population is expected to **increase by 0.2%** between 2024 and 2029, adding 20.



Timeframe	Population
2019	10,044
2020	9,479
2021	9,454
2022	9,556
2023	9,526
2024	9,526
2025	9,534
2026	9,543
2027	9,550
2028	9,546
2029	9,545

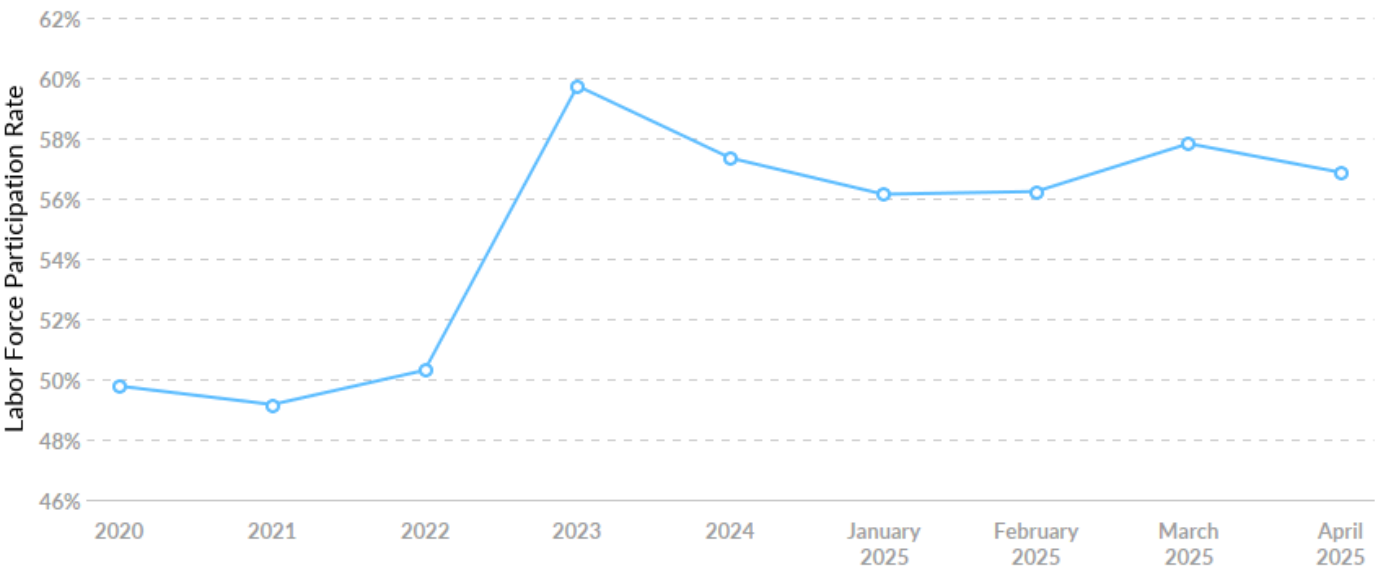
Job Trends

From 2019 to 2024, jobs increased by 23.6% in Latimer County, OK from 2,962 to 3,660. This change outpaced the national growth rate of 4.1% by 19.5%.



Timeframe	Jobs
2019	2,962
2020	2,909
2021	2,861
2022	3,066
2023	3,909
2024	3,660
2025	3,816
2026	3,943
2027	4,047
2028	4,132
2029	4,182

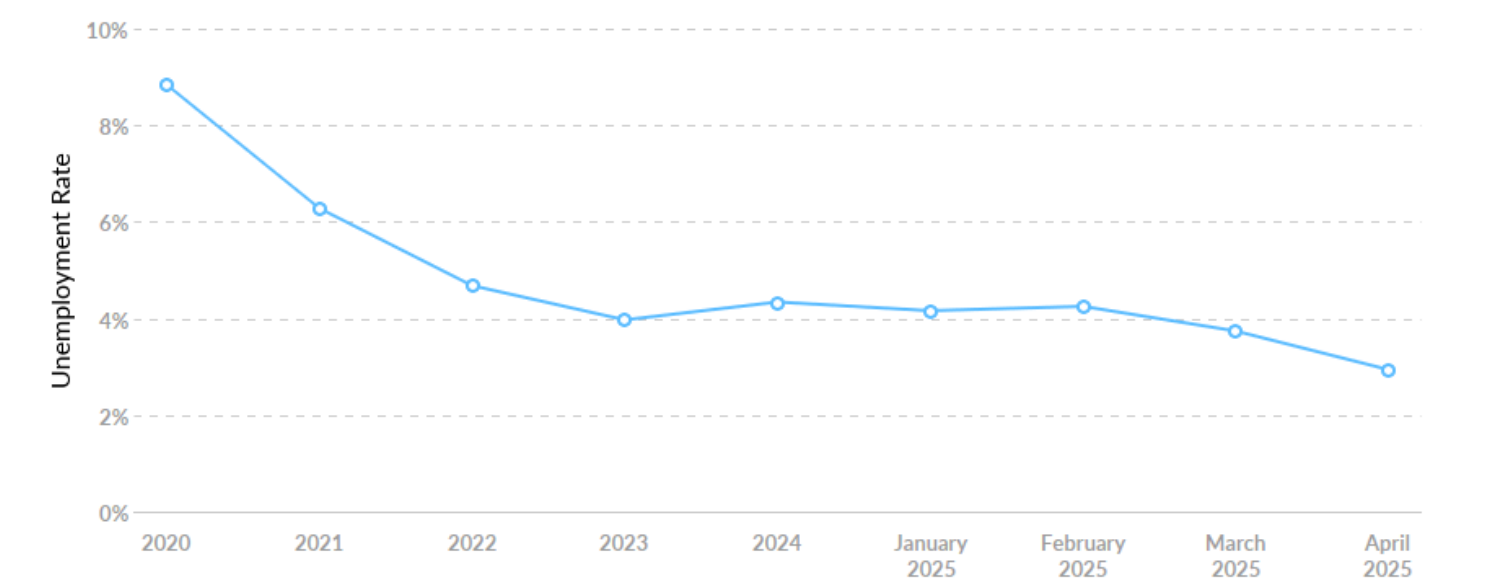
Labor Force Participation Rate Trends



Timeframe	Labor Force Participation Rate
2020	49.77%
2021	49.16%
2022	50.30%
2023	59.73%
2024	57.34%
January 2025	56.14%
February 2025	56.23%
March 2025	57.82%
April 2025	56.86%

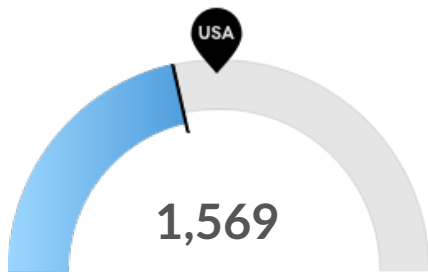
## Unemployment Rate Trends

Latimer County, OK had an April 2025 unemployment rate of 2.94%, **decreasing from 8.84%** 5 years before.



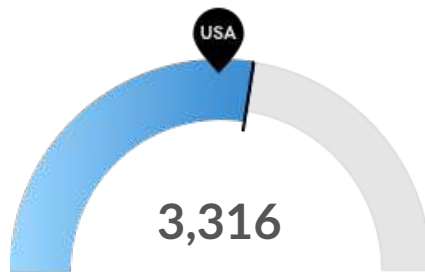
Timeframe	Unemployment Rate
2020	8.84%
2021	6.28%
2022	4.68%
2023	3.97%
2024	4.34%
January 2025	4.16%
February 2025	4.25%
March 2025	3.74%
April 2025	2.94%

## Population Characteristics



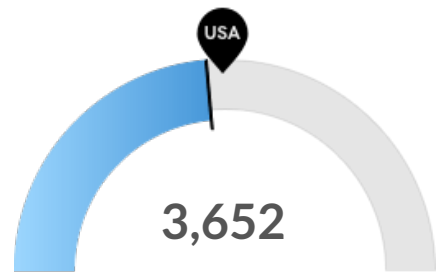
**Millennials**

Latimer County, OK has 1,569 millennials (ages 25-39). The national average for an area this size is 1,936.



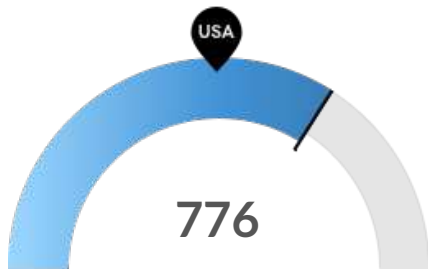
**Retiring Soon**

Retirement risk is high in Latimer County, OK. The national average for an area this size is 2,876 people 55 or older, while there are 3,316 here.



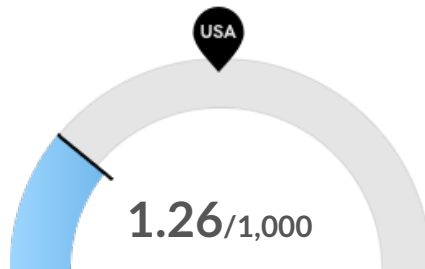
**Racial Diversity**

Racial diversity is about average in Latimer County, OK. The national average for an area this size is 3,967 racially diverse people, while there are 3,652 here.



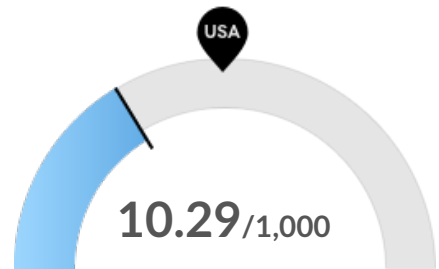
**Veterans**

Latimer County, OK has 776 veterans. The national average for an area this size is 471.



**Violent Crime**

Latimer County, OK has 1.26 violent crimes per 1,000 people. The national rate is 3.54 per 1,000 people.

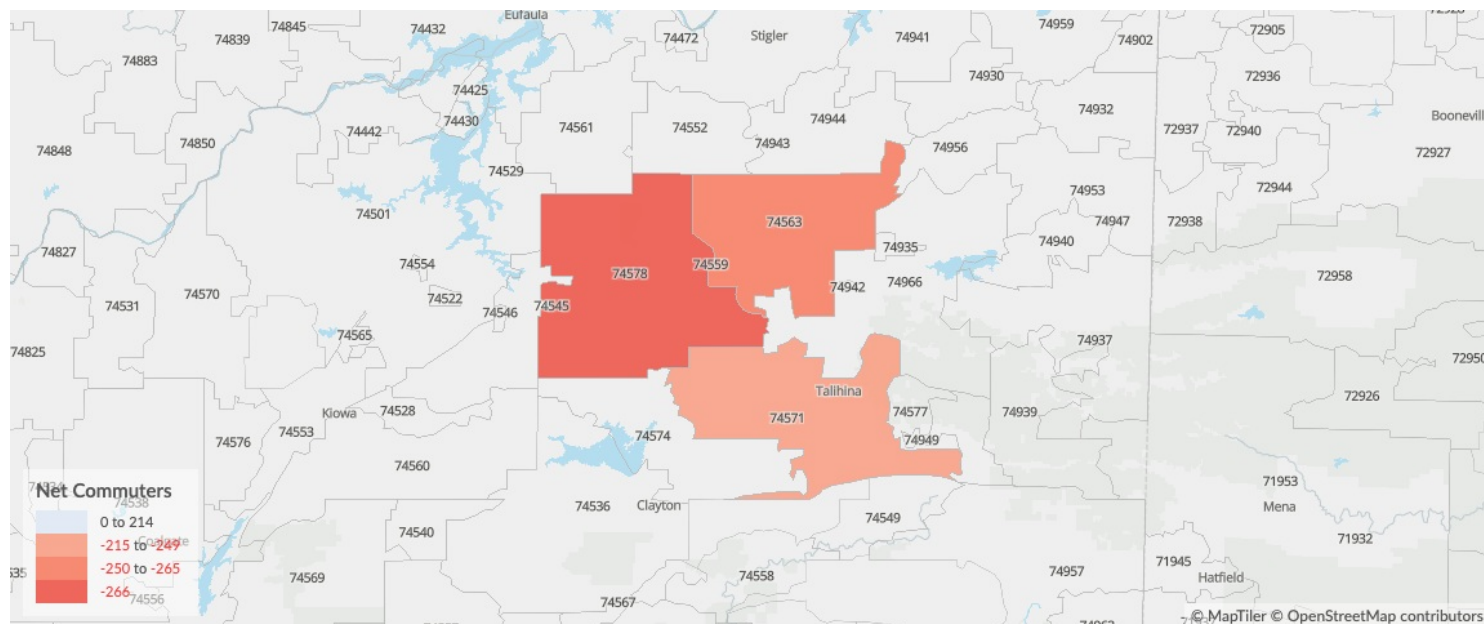


**Property Crime**

Latimer County, OK has 10.29 property crimes per 1,000 people. The national rate is 18.02 per 1,000 people.

## Place of Work vs Place of Residence

Understanding where talent in Latimer County, OK currently works compared to where talent lives can help you optimize site decisions.

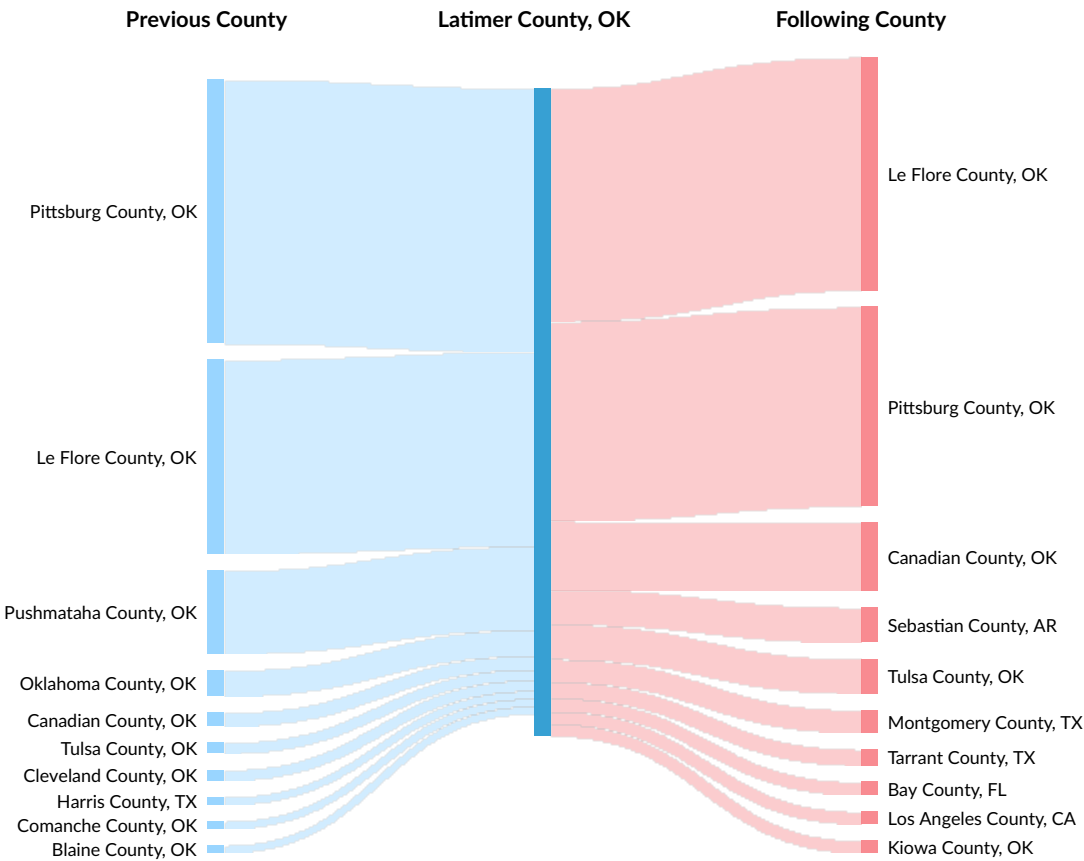


Where Talent Works			Where Talent Lives		
ZIP	Name	2024 Employment	ZIP	Name	2024 Workers
74578	Wilburton, OK (in Latim...	2,129	74578	Wilburton, OK (in Latim...	2,395
74571	Talihina, OK (in Latimer ...	964	74571	Talihina, OK (in Latimer ...	1,178
74563	Red Oak, OK (in Latimer...	529	74563	Red Oak, OK (in Latimer...	779
74559	Panola, OK (in Latimer c...	38	74559	Panola, OK (in Latimer c...	38
74545	Gowen, OK (in Latimer ...	0	74545	Gowen, OK (in Latimer ...	0

# Inbound and Outbound Migration

The table below analyzes past and current residents of Latimer County, OK. The left column shows residents of other counties migrating to Latimer County, OK. The right column shows residents migrating from Latimer County, OK to other counties.

As of 2022, 127 people have migrated from Pittsburg County, OK to Latimer County, OK. In the same year, 112 people left Latimer County, OK migrating to Le Flore County, OK. The total Net Migration for Latimer County, OK in 2022 was 154.



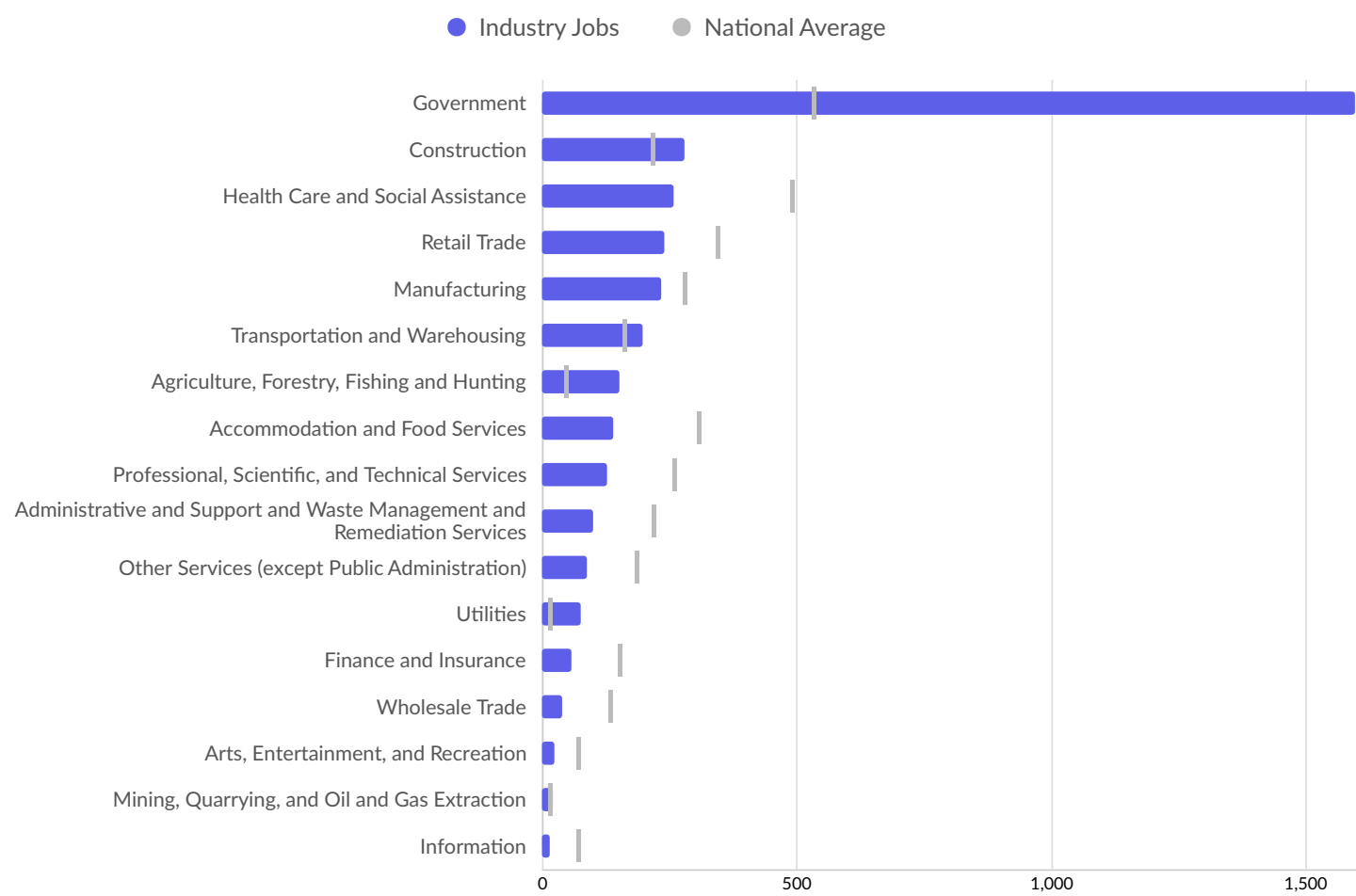
Top Previous Counties	Migrations
Pittsburg County, OK	127
Le Flore County, OK	93
Pushmataha County, OK	40
Oklahoma County, OK	12
Canadian County, OK	7
Tulsa County, OK	5



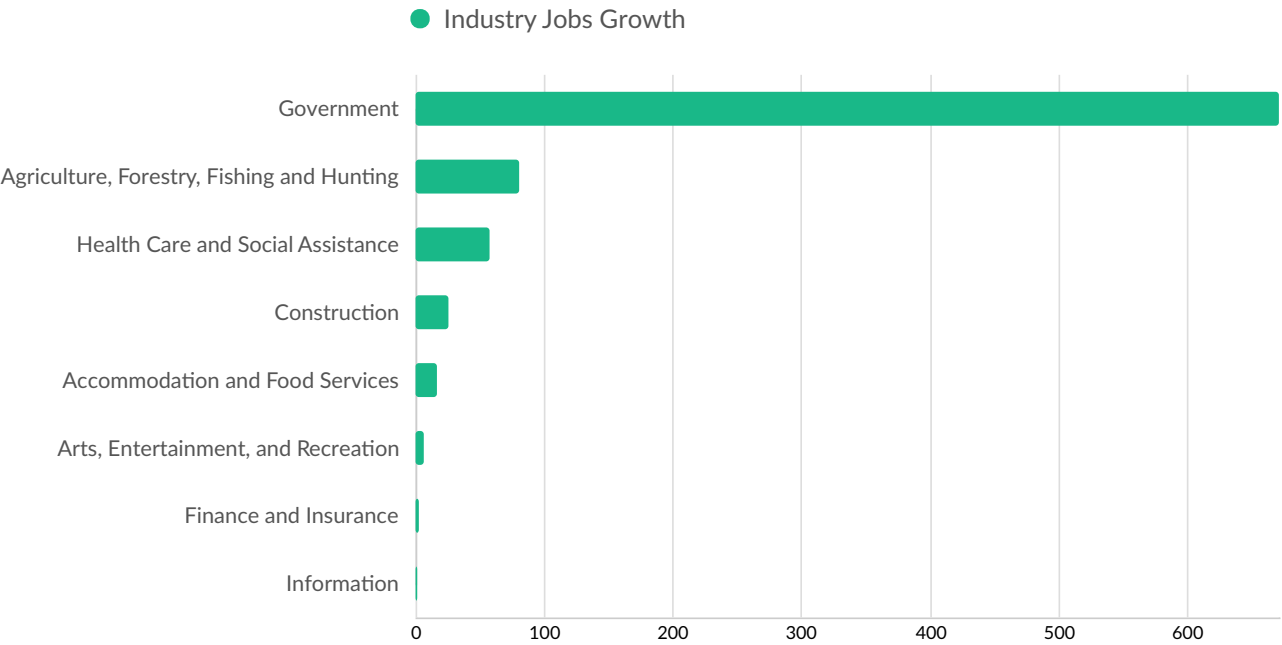
Top Previous Counties	Migrations
Cleveland County, OK	5
Harris County, TX	4
Comanche County, OK	4
Blaine County, OK	4
Payne County, OK	3
Creek County, OK	3
Muskogee County, OK	3
Pottawatomie County, OK	3
Tarrant County, TX	3
Top Following Counties	Migrations
Le Flore County, OK	112
Pittsburg County, OK	96
Canadian County, OK	33
Sebastian County, AR	17
Tulsa County, OK	17
Montgomery County, TX	11
Tarrant County, TX	8
Bay County, FL	6
Los Angeles County, CA	6
Kiowa County, OK	6
Cherokee County, OK	5
Oklahoma County, OK	4
Pushmataha County, OK	4
Travis County, TX	4
Granville County, NC	4

# Industry Characteristics

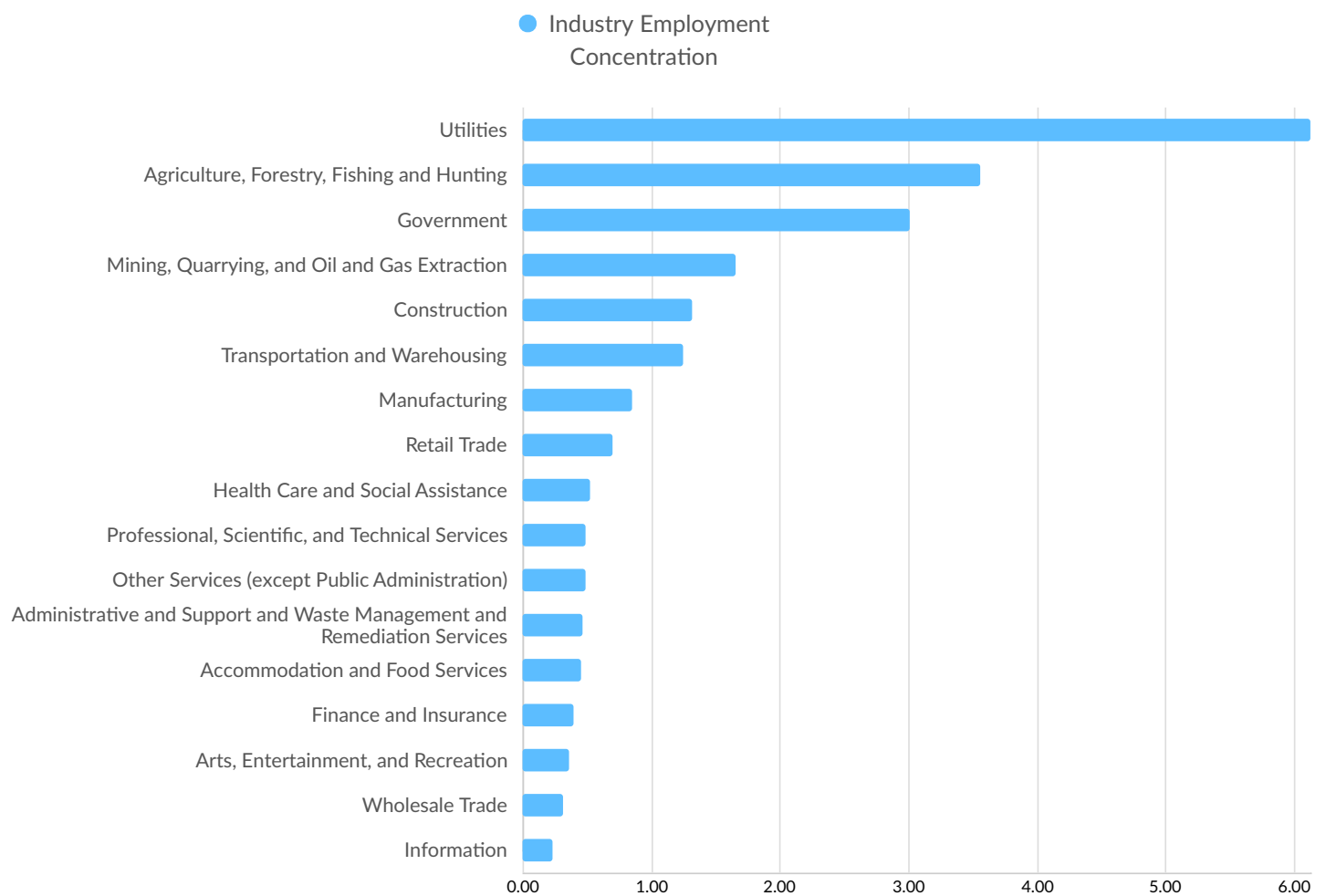
## Largest Industries



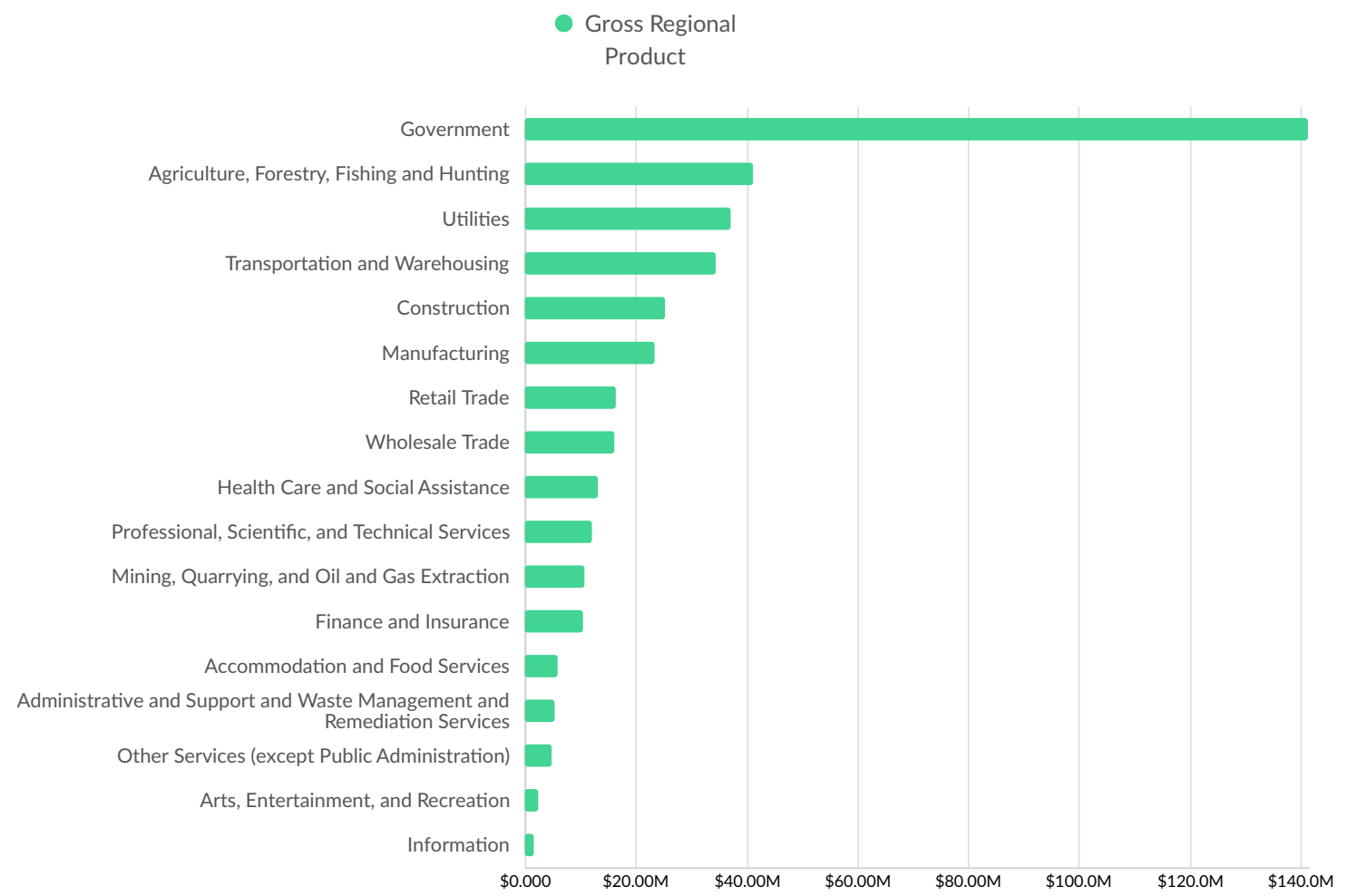
### Top Growing Industries



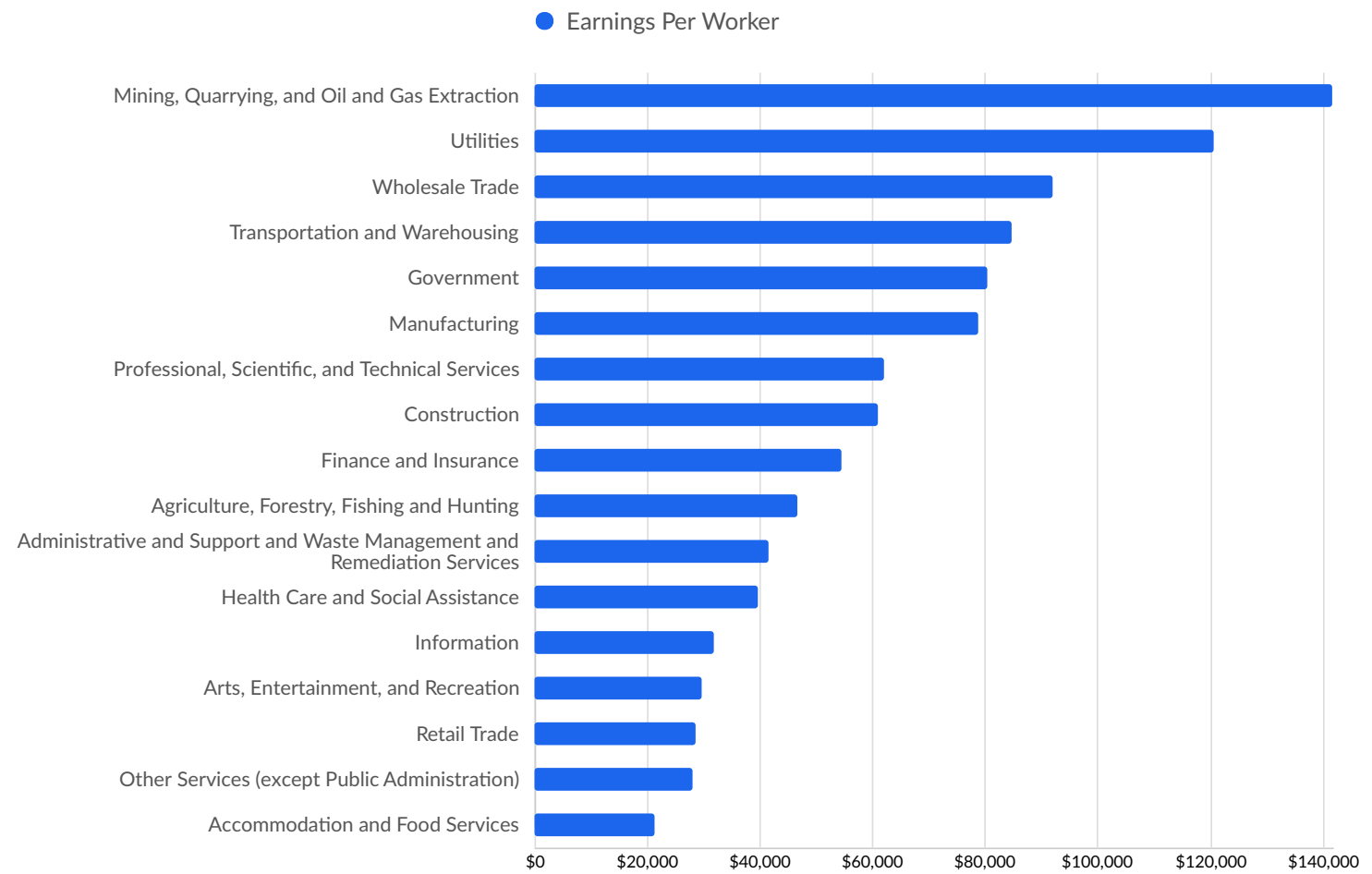
## Top Industry Employment Concentration



## Top Industry GRP



## Top Industry Earnings



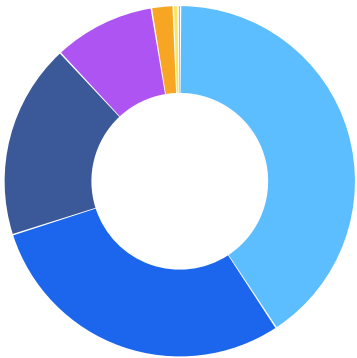
# Business Characteristics

## 611 Companies Employ Your Workers

Online profiles for your workers mention 611 companies as employers, with the top 10 appearing below. In the last 12 months, 60 companies in Latimer County, OK posted job postings, with the top 10 appearing below.

Top Companies	Profiles	Top Companies Posting	Unique Postings
Choctaw Nation Of Oklahoma	70 <div></div>	Choctaw Nation Of Oklahoma	182 <div></div>
Eastern Oklahoma State College	60 <div></div>	Geisinger Health System	148 <div></div>
Choctaw Nation Health Authority	55 <div></div>	Eastern Oklahoma State College	34 <div></div>
Franklin Electric	35 <div></div>	GPM Investments	33 <div></div>
Choctaw Nation Health Services...	23 <div></div>	E-Z Mart	24 <div></div>
Kiamichi Technology Centers	17 <div></div>	Franklin Electric	21 <div></div>
BP	16 <div></div>	Norman Regional Hospital	11 <div></div>
Talihina Public School	15 <div></div>	TMC Transportation	11 <div></div>
State of Oklahoma	13 <div></div>	Aim International Consulting	10 <div></div>
Enable Midstream Partners	11 <div></div>	Elior North America	8 <div></div>

## Business Size



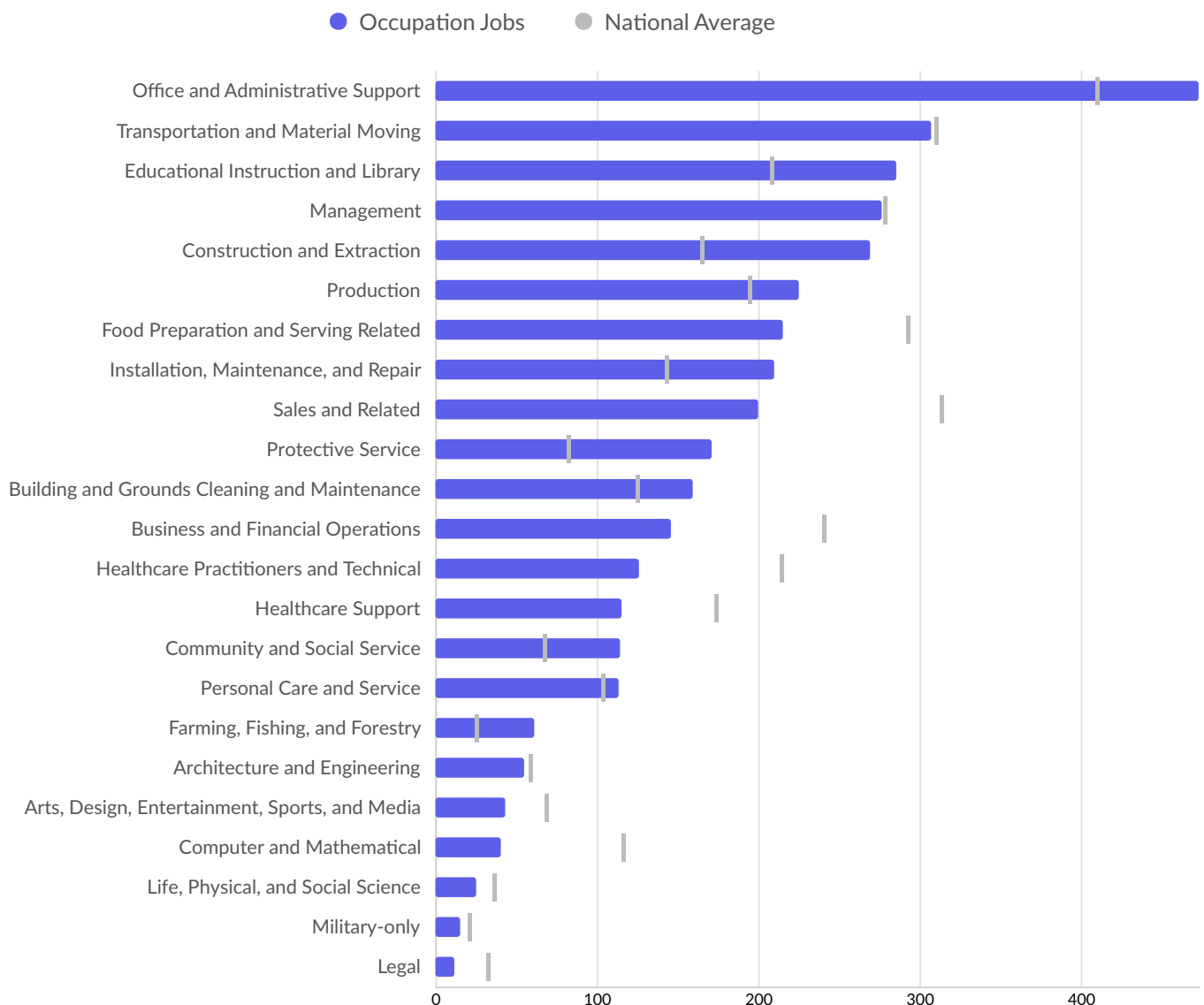
	Percentage	Business Count
1 to 4 employees	40.7%	183
5 to 9 employees	29.3%	132
10 to 19 employees	18.0%	81
20 to 49 employees	9.3%	42
50 to 99 employees	2.0%	9
100 to 249 employees	0.4%	2
500+ employees	0.2%	1

*\*Business Data by DatabaseUSA.com is third-party data provided by Lightcast to its customers as a convenience, and Lightcast does not endorse or warrant its accuracy or consistency with other published Lightcast data. In most cases, the Business Count will not match total companies with profiles on the summary tab.*



# Workforce Characteristics

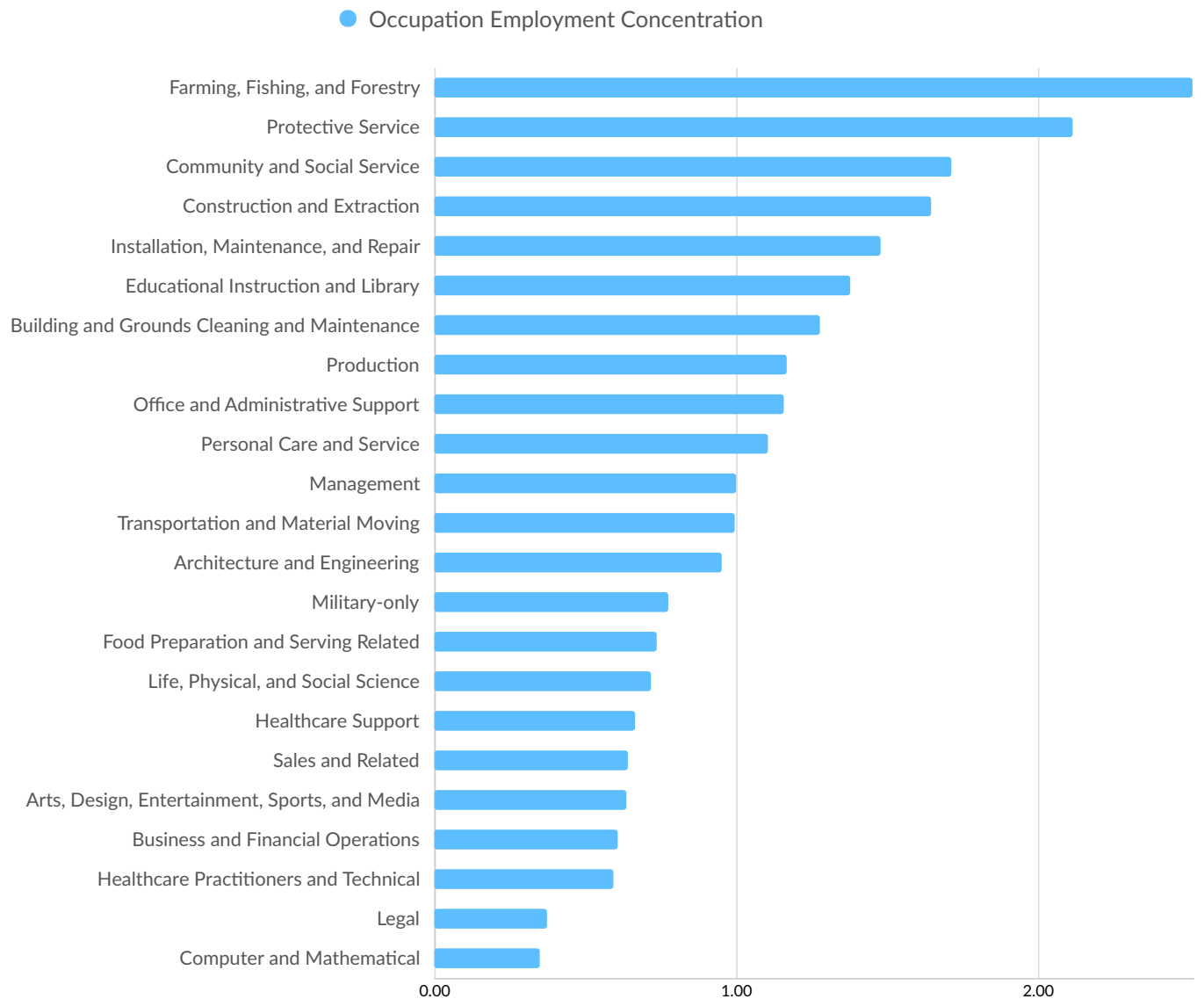
## Largest Occupations



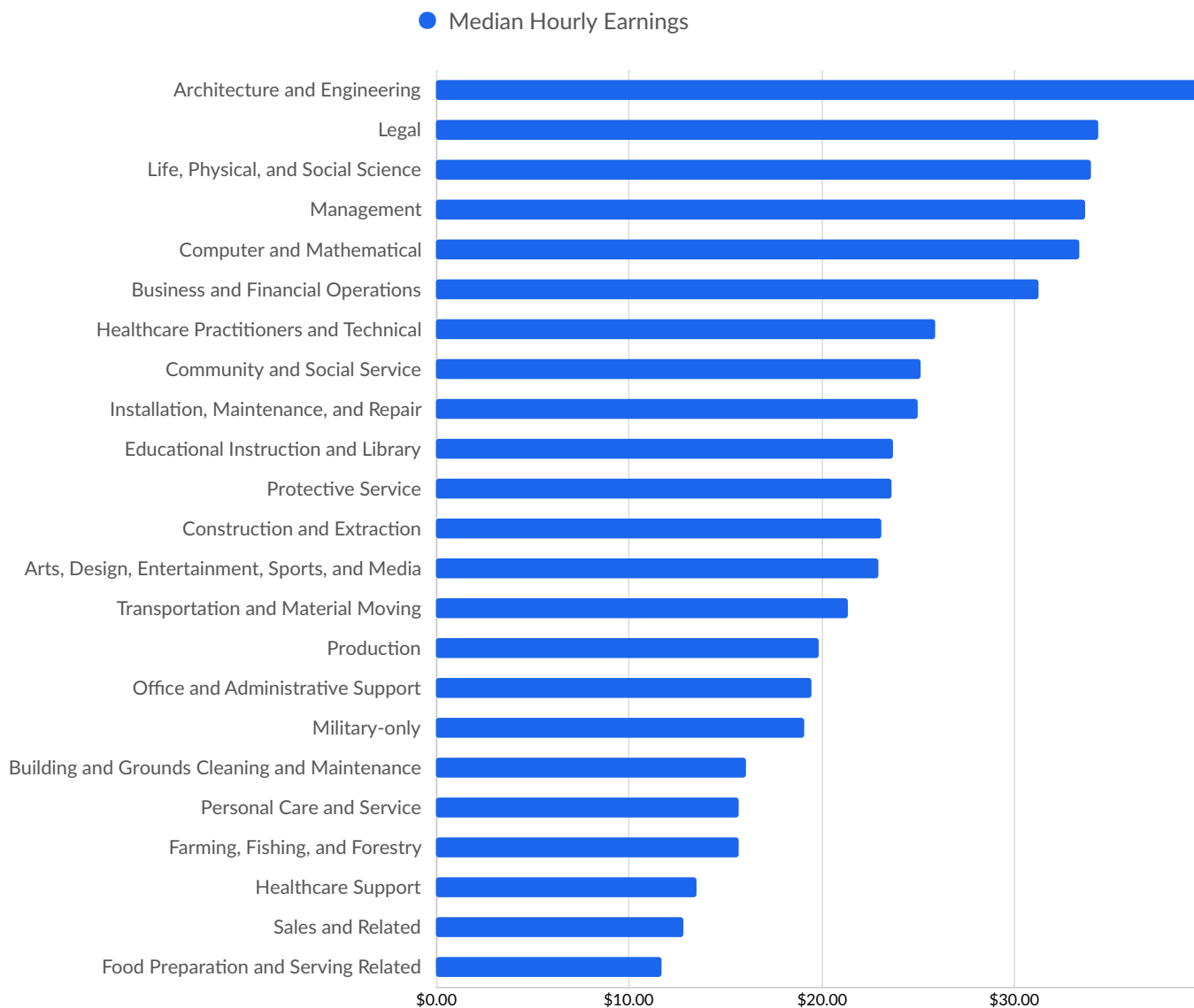
# Top Growing Occupations



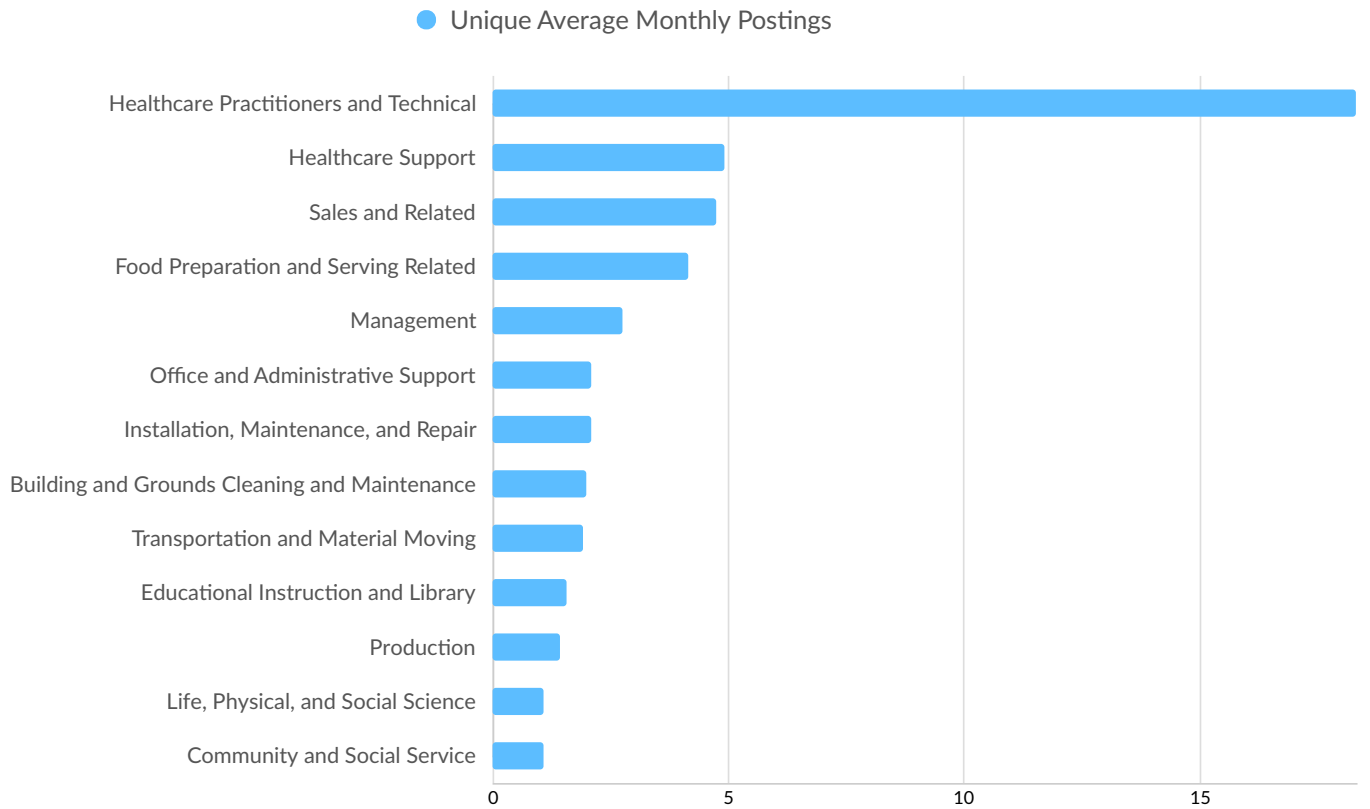
## Top Occupation Employment Concentration



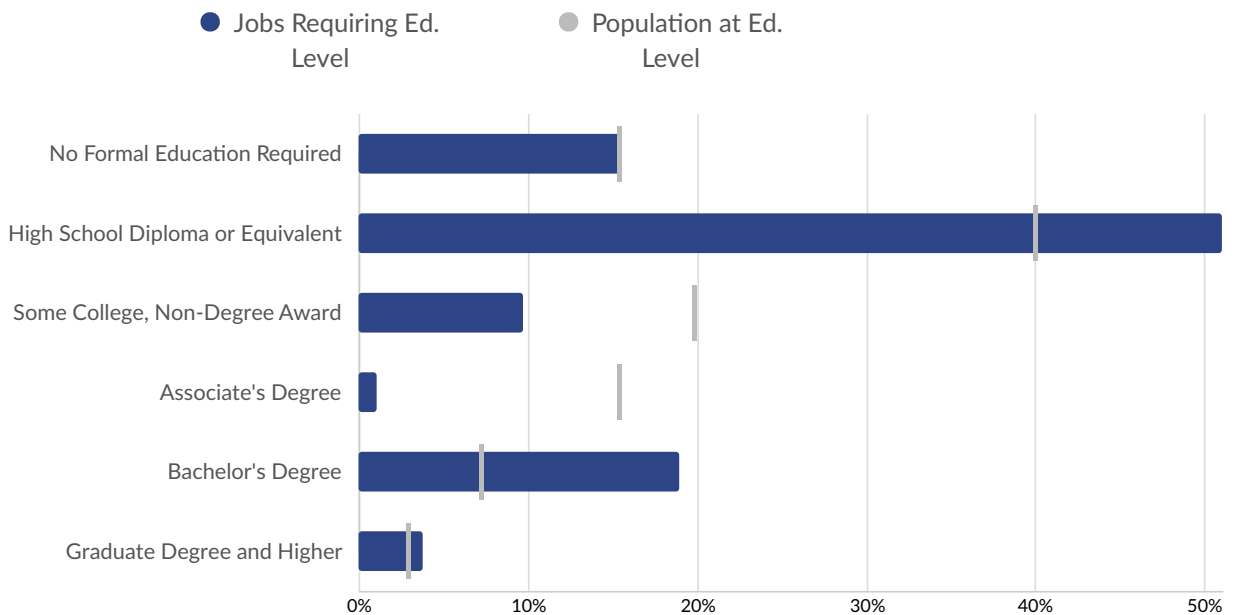
## Top Occupation Earnings



## Top Posted Occupations

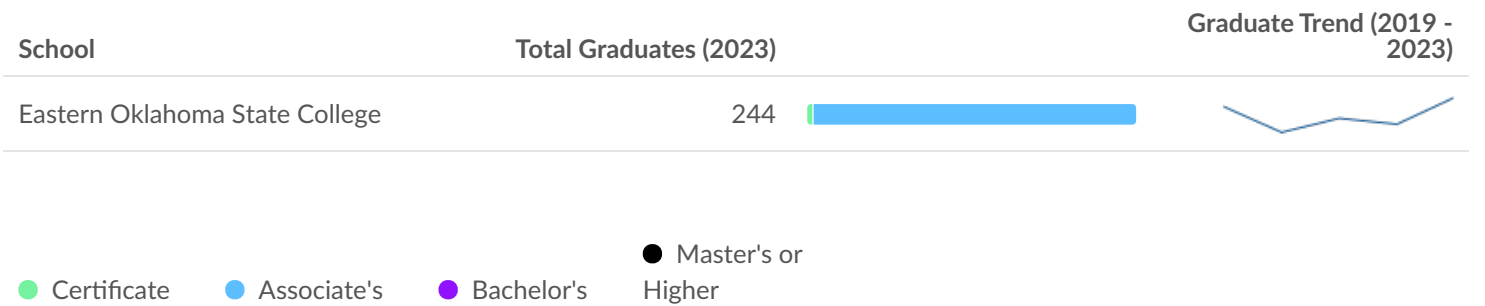


## Underemployment



## Educational Pipeline

In 2023, there were 244 graduates in Latimer County, OK. This pipeline has grown by 3% over the last 5 years. The highest share of these graduates come from "General Studies" (Associate's), "Registered Nursing/Registered Nurse" (Associate's), and "Agriculture, General" (Associate's).



# In-Demand Skills

