



Atoka County, OK

Choctaw Nation Economic Development Partnership



Choctaw Nation

Business & Economic Development

PO Box 1210
2807 Enterprise Blvd
Durant, Oklahoma 74702-1210

Contents

Report Parameters	1
Economy Overview	2
Unemployment by Demographics	4
Historic & Projected Trends	8
Population Characteristics	12
Inbound and Outbound Migration	14
Industry Characteristics	16
Business Characteristics	21
Workforce Characteristics	23
Educational Pipeline	29
In-Demand Skills	30

Report Parameters

1 County

40005 Atoka County, OK

Class of Worker

QCEW Employees, Non-QCEW Employees, and Self-Employed

The information in this report pertains to the chosen geographical area.

Economy Overview

14,813

Population (2025)

Population **grew by 648** over the last 5 years and is projected to **grow by 1,006** over the next 5 years.

4,074

Total Regional Employment

Jobs **grew by 226** over the last 5 years and are projected to **grow by 212** over the next 5 years.

\$52.0K

Median Household Income (2023)

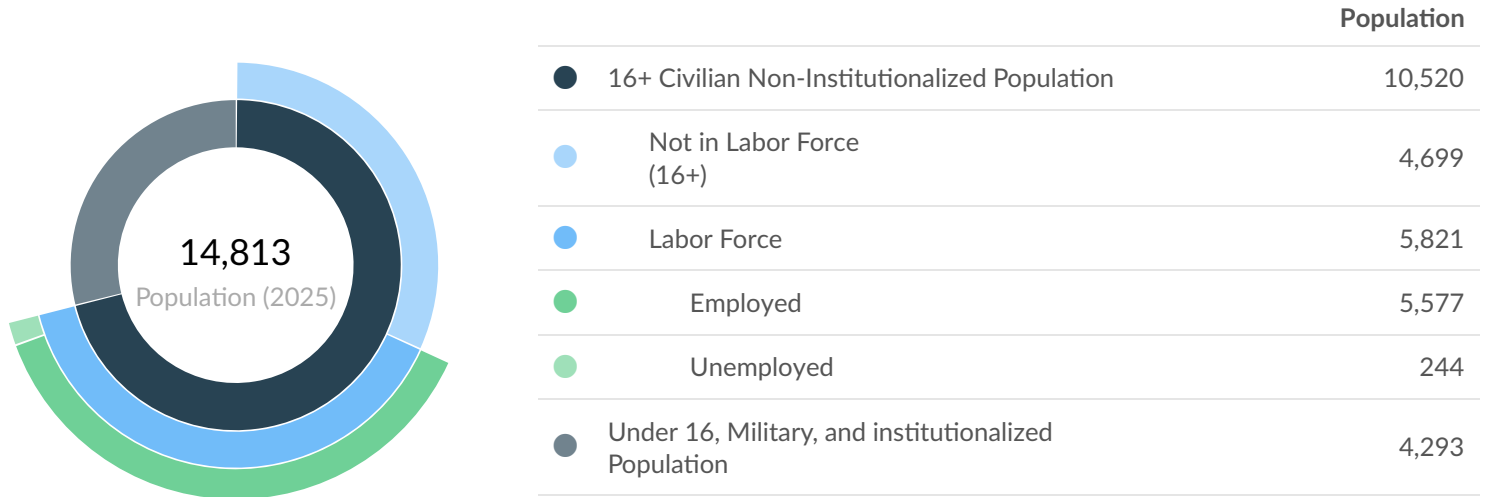
Median household income is **\$26.5K below** the national median household income of \$78.5K.

Takeaways

- As of 2025 the region's population **increased by 4.6%** since 2020, growing by 648. Population is expected to **increase by 6.8%** between 2025 and 2030, adding 1,006.
- From 2020 to 2025, jobs **increased by 5.9%** in Atoka County, OK from 3,848 to 4,074. This change **fell short of the national growth rate of 10.6% by 4.7%**. As the number of jobs increased, the **labor force participation rate increased from 53.9% to 55.3% between 2020 and 2025**.
- Concerning educational attainment, **10.4% of Atoka County, OK residents possess a Bachelor's Degree** (11.4% below the national average), and **7.2% hold an Associate's Degree** (1.7% below the national average).
- The top three industries in 2025 are Education and Hospitals (Local Government), Restaurants and Other Eating Places, and Local Government, Excluding Education and Hospitals.

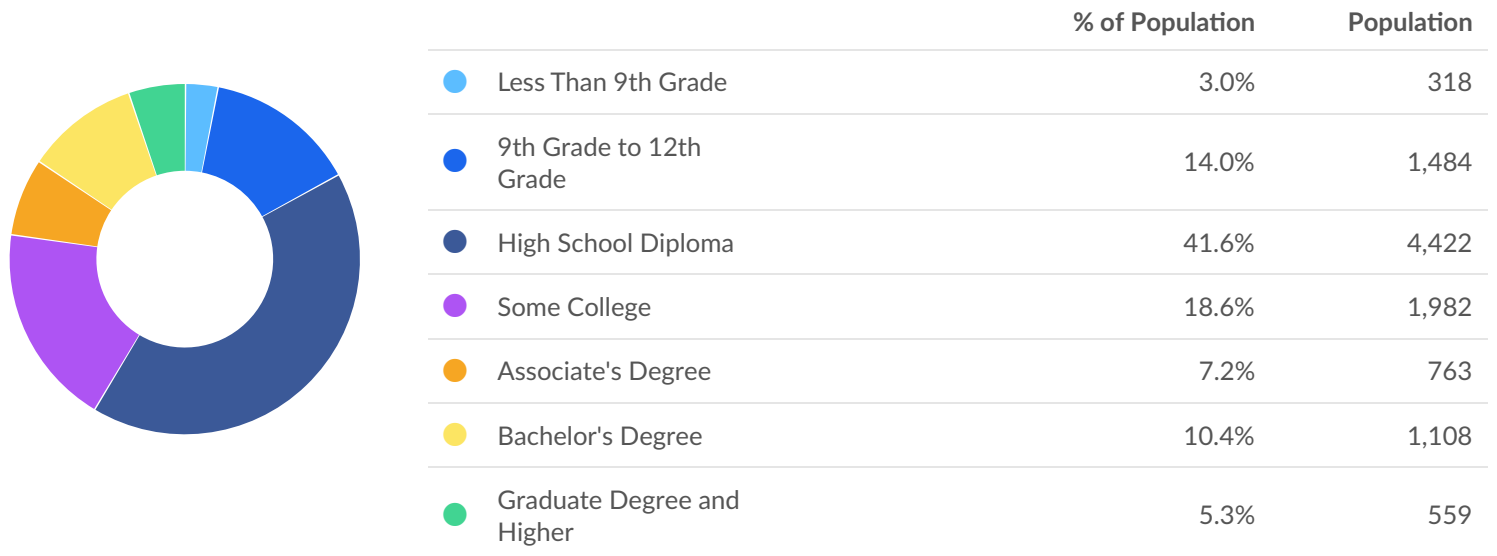
	Population (2025)	Labor Force (Dec 2025)	Jobs (2025)	Cost of Living	GRP	Imports	Exports
Region	14,813	5,821	4,074	90.0	\$459.37M	\$881.10M	\$667.22M
State	4,122,977	2,002,981	1,964,442	93.3	\$270.50B	\$266.82B	\$321.02B

Dec 2025 Labor Force Breakdown



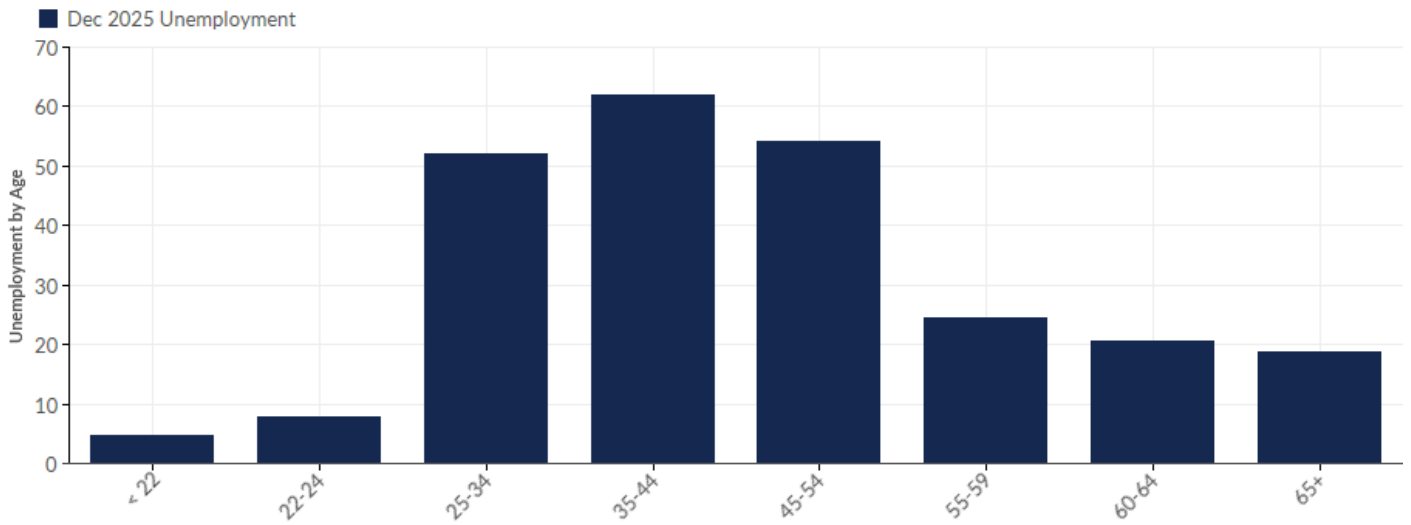
Educational Attainment

Concerning educational attainment, **10.4% of Atoka County, OK residents possess a Bachelor's Degree** (11.4% below the national average), and **7.2% hold an Associate's Degree** (1.7% below the national average).



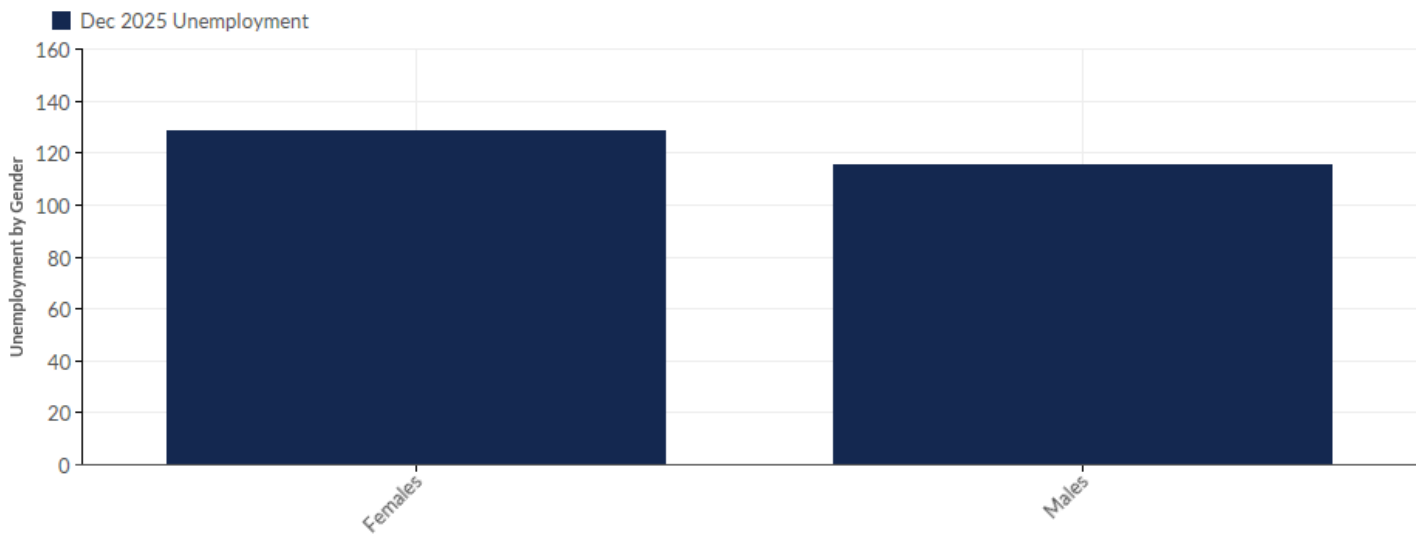
Unemployment by Demographics

Unemployment by Age



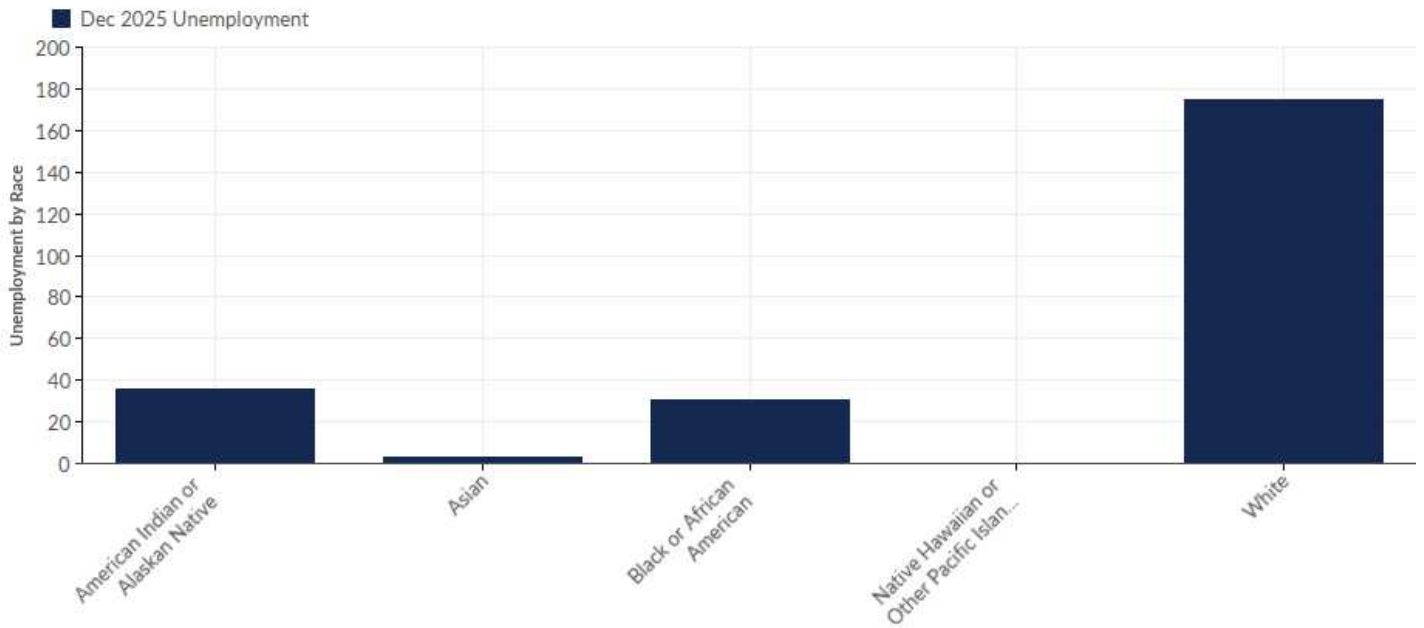
Age	Unemployment (Dec 2025)	% of Unemployed
< 22	5	2.05%
22-24	8	3.28%
25-34	52	21.31%
35-44	62	25.41%
45-54	54	22.13%
55-59	25	10.25%
60-64	21	8.61%
65+	19	7.79%
Total	244	101.00%

Unemployment by Gender



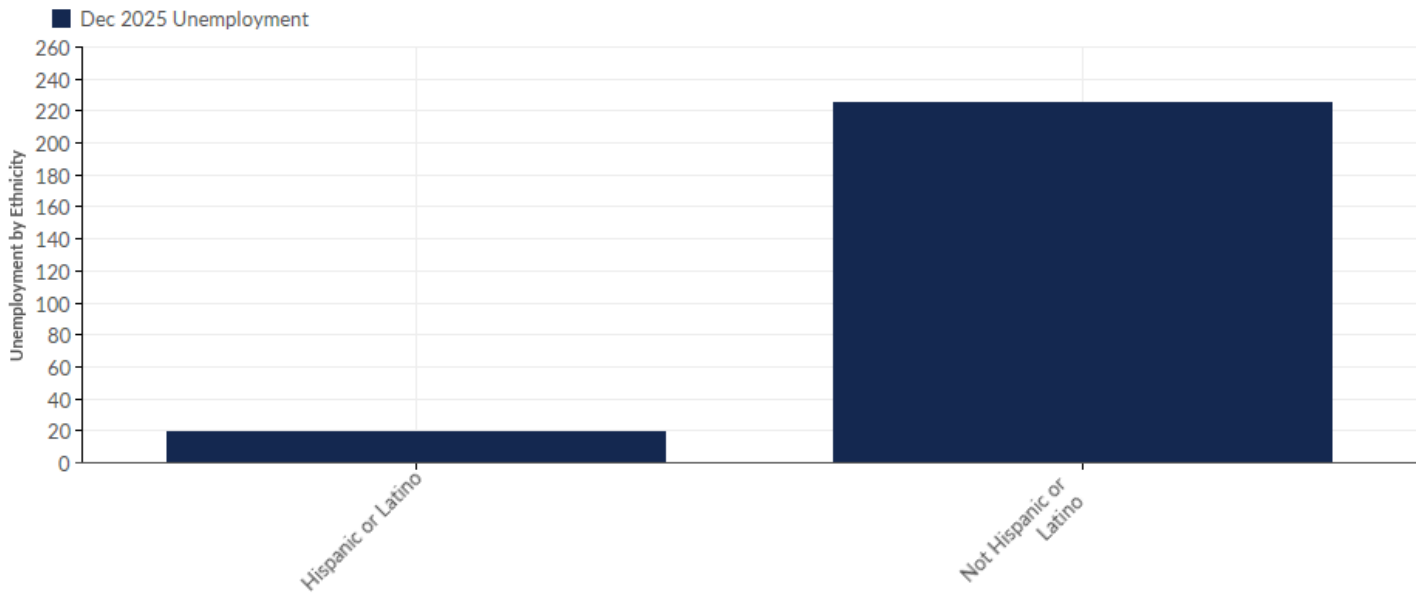
Gender	Unemployment (Dec 2025)	% of Unemployed
Females	129	52.87%
Males	115	47.13%
Total	244	100.00%

Unemployment by Race



Race	Unemployment (Dec 2025)	% of Unemployed
American Indian or Alaskan Native	35	14.34%
Asian	3	1.23%
Black or African American	31	12.70%
Native Hawaiian or Other Pacific Islander	0	0.00%
White	175	71.72%
Total	244	100.00%

Unemployment by Ethnicity

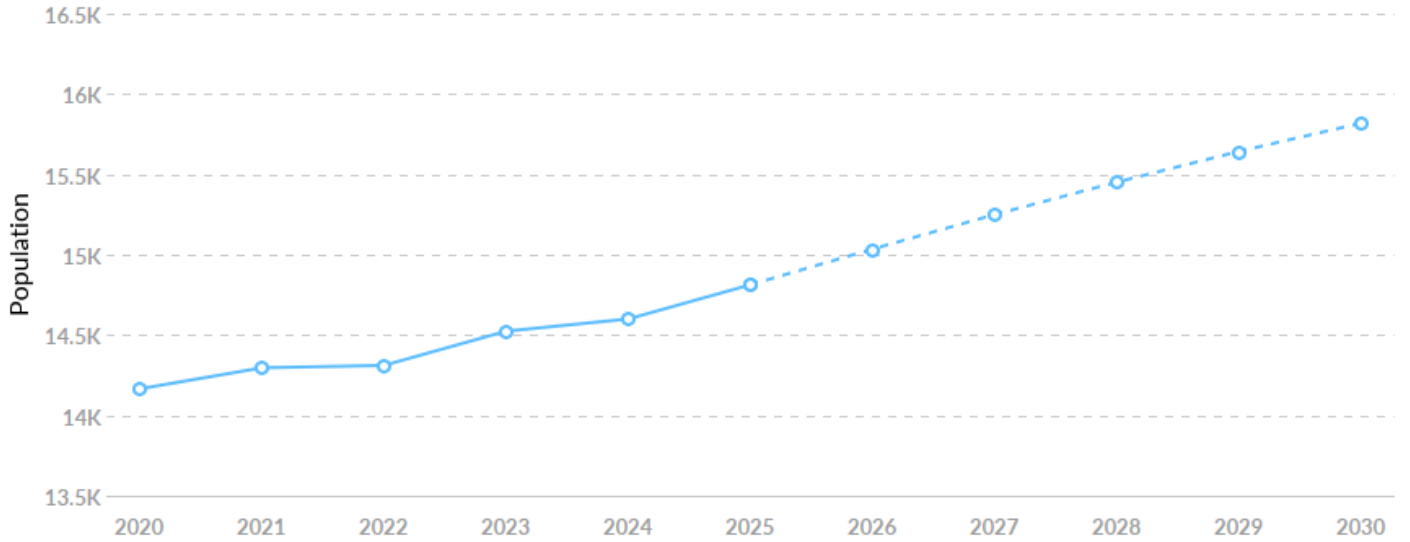


Ethnicity	Unemployment (Dec 2025)	% of Unemployed
Hispanic or Latino	19	7.79%
Not Hispanic or Latino	225	92.21%
Total	244	100.00%

Historic & Projected Trends

Population Trends

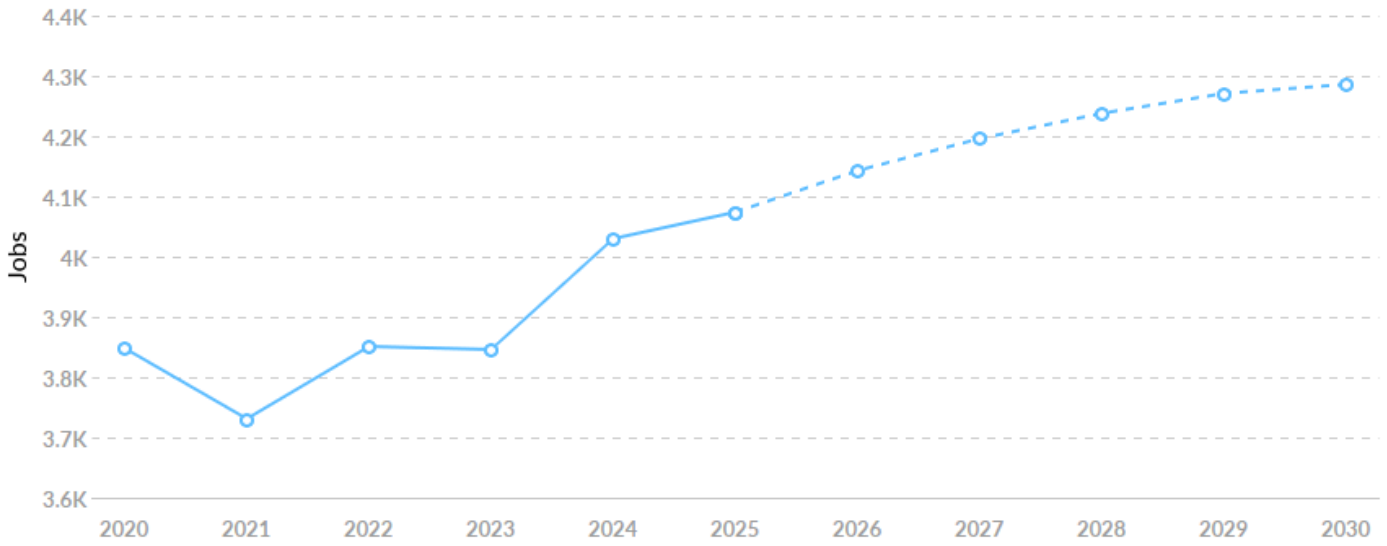
As of 2025 the region's population increased by 4.6% since 2020, growing by 648. Population is expected to increase by 6.8% between 2025 and 2030, adding 1,006.



Timeframe	Population
2020	14,165
2021	14,296
2022	14,311
2023	14,524
2024	14,600
2025	14,813
2026	15,035
2027	15,250
2028	15,452
2029	15,643
2030	15,819

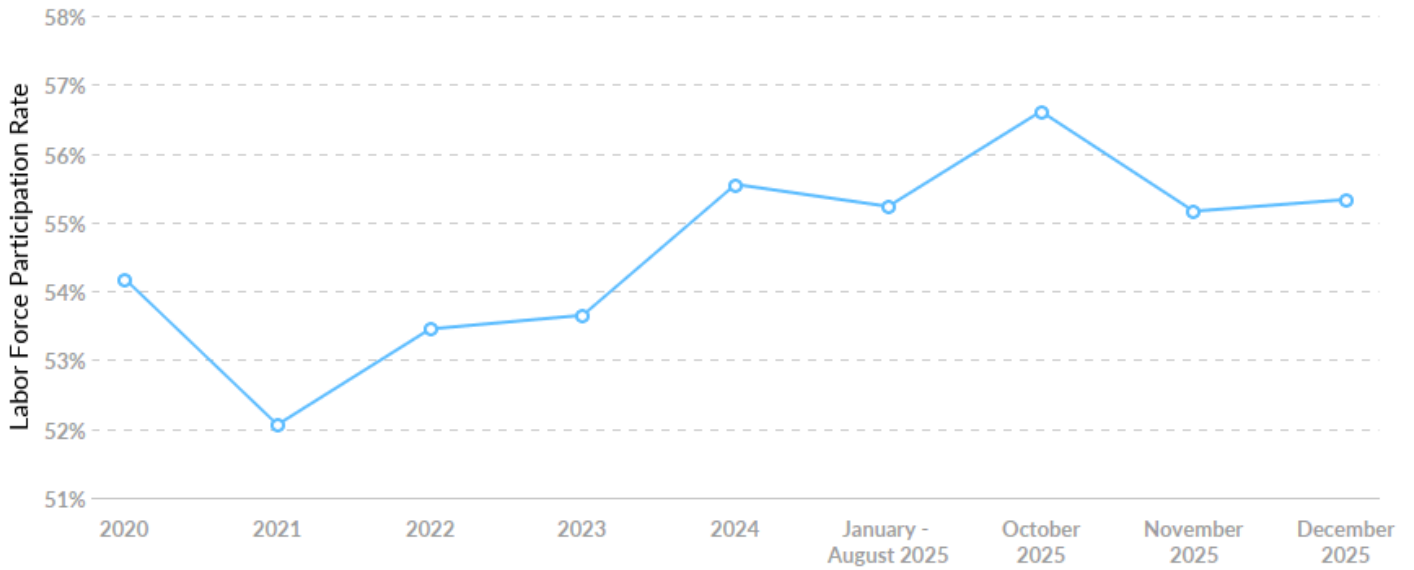
Job Trends

From 2020 to 2025, jobs increased by 5.9% in Atoka County, OK from 3,848 to 4,074. This change fell short of the national growth rate of 10.6% by 4.7%.



Timeframe	Jobs
2020	3,848
2021	3,731
2022	3,851
2023	3,846
2024	4,030
2025	4,074
2026	4,143
2027	4,196
2028	4,238
2029	4,271
2030	4,286

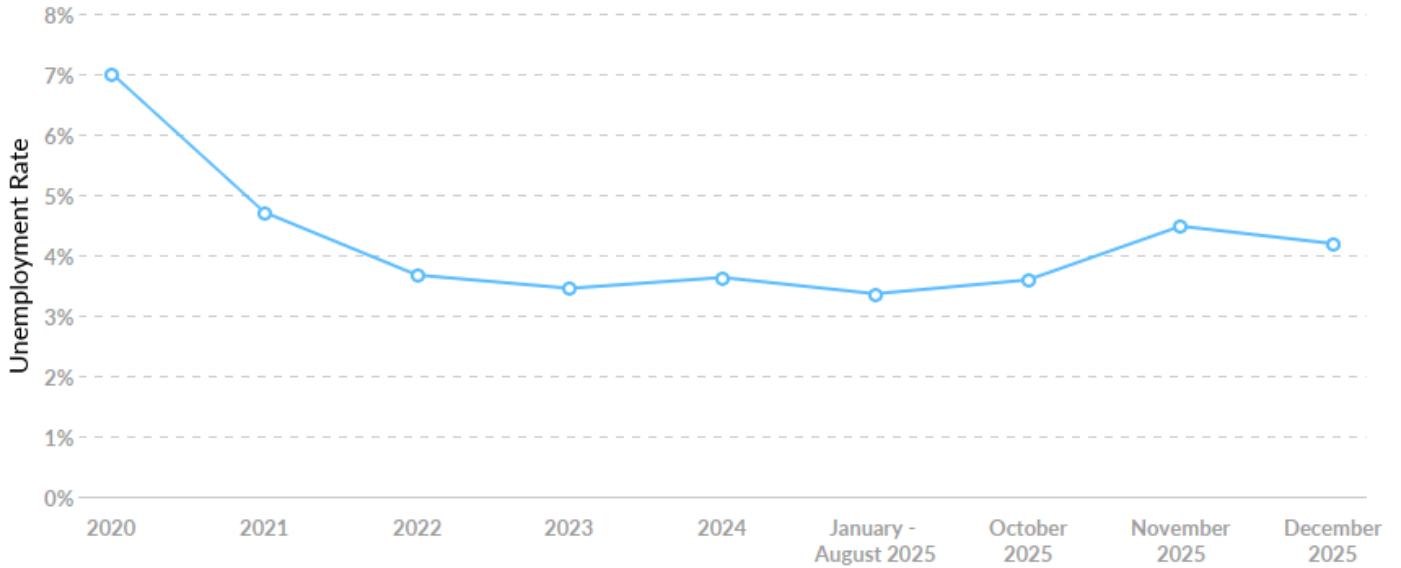
Labor Force Participation Rate Trends



Timeframe	Labor Force Participation Rate
2020	54.18%
2021	52.06%
2022	53.45%
2023	53.65%
2024	55.55%
January - August 2025	55.23%
October 2025	56.61%
November 2025	55.16%
December 2025	55.33%

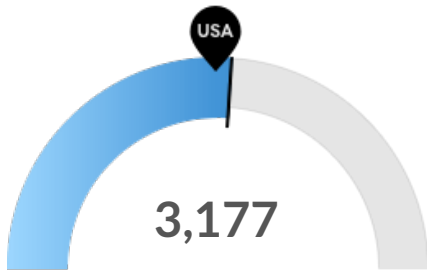
Unemployment Rate Trends

Atoka County, OK had a December 2025 unemployment rate of 4.19%, **decreasing from 7.01%** 5 years before.



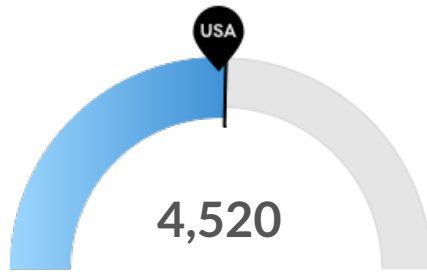
Timeframe	Unemployment Rate
2020	7.01%
2021	4.71%
2022	3.67%
2023	3.45%
2024	3.63%
January - August 2025	3.36%
October 2025	3.59%
November 2025	4.48%
December 2025	4.19%

Population Characteristics



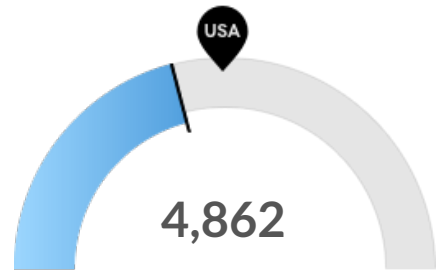
Millennials

Atoka County, OK has 3,177 millennials (ages 25-39). The national average for an area this size is 2,989.



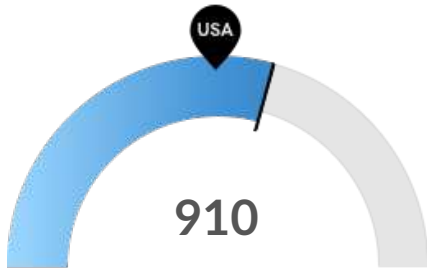
Retiring Soon

Retirement risk is about average in Atoka County, OK. The national average for an area this size is 4,415 people 55 or older, while there are 4,520 here.



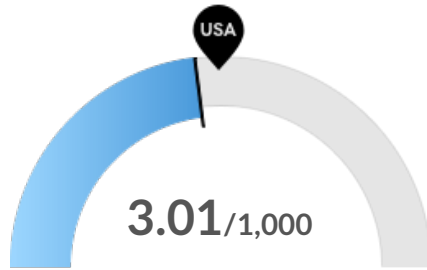
Racial Diversity

Racial diversity is low in Atoka County, OK. The national average for an area this size is 6,211 racially diverse people, while there are 4,862 here.



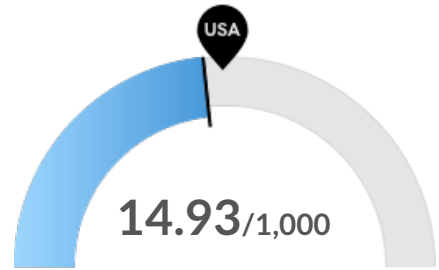
Veterans

Atoka County, OK has 910 veterans. The national average for an area this size is 715.



Violent Crime

Atoka County, OK has 3.01 violent crimes per 1,000 people. The national rate is 3.38 per 1,000 people.

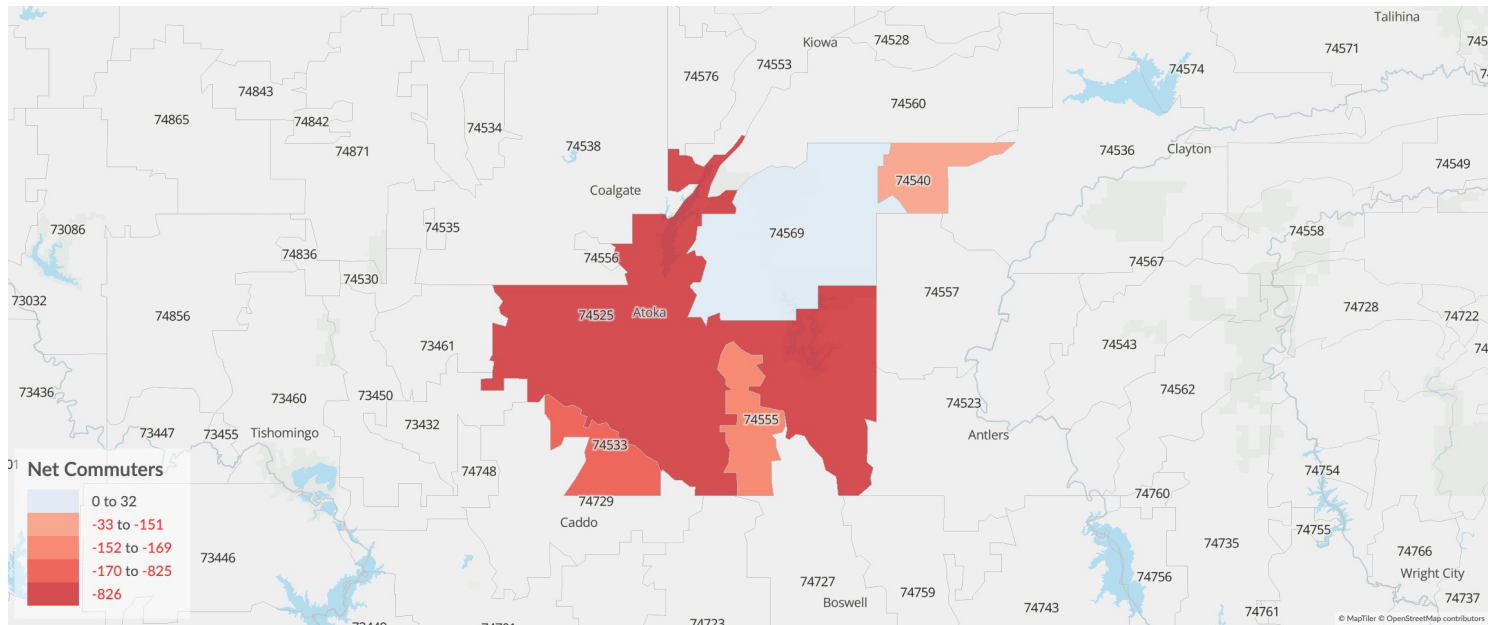


Property Crime

Atoka County, OK has 14.93 property crimes per 1,000 people. The national rate is 16.44 per 1,000 people.

Place of Work vs Place of Residence

Understanding where talent in Atoka County, OK currently works compared to where talent lives can help you optimize site decisions.



Where Talent Works

ZIP	Name	2025 Employment
74525	Atoka, OK (in Atoka cou...	3,545
74533	Caney, OK (in Atoka cou...	210
74569	Stringtown, OK (in Atok...	202
74555	Lane, OK (in Atoka coun...	92
74540	Daisy, OK (in Atoka cou...	25

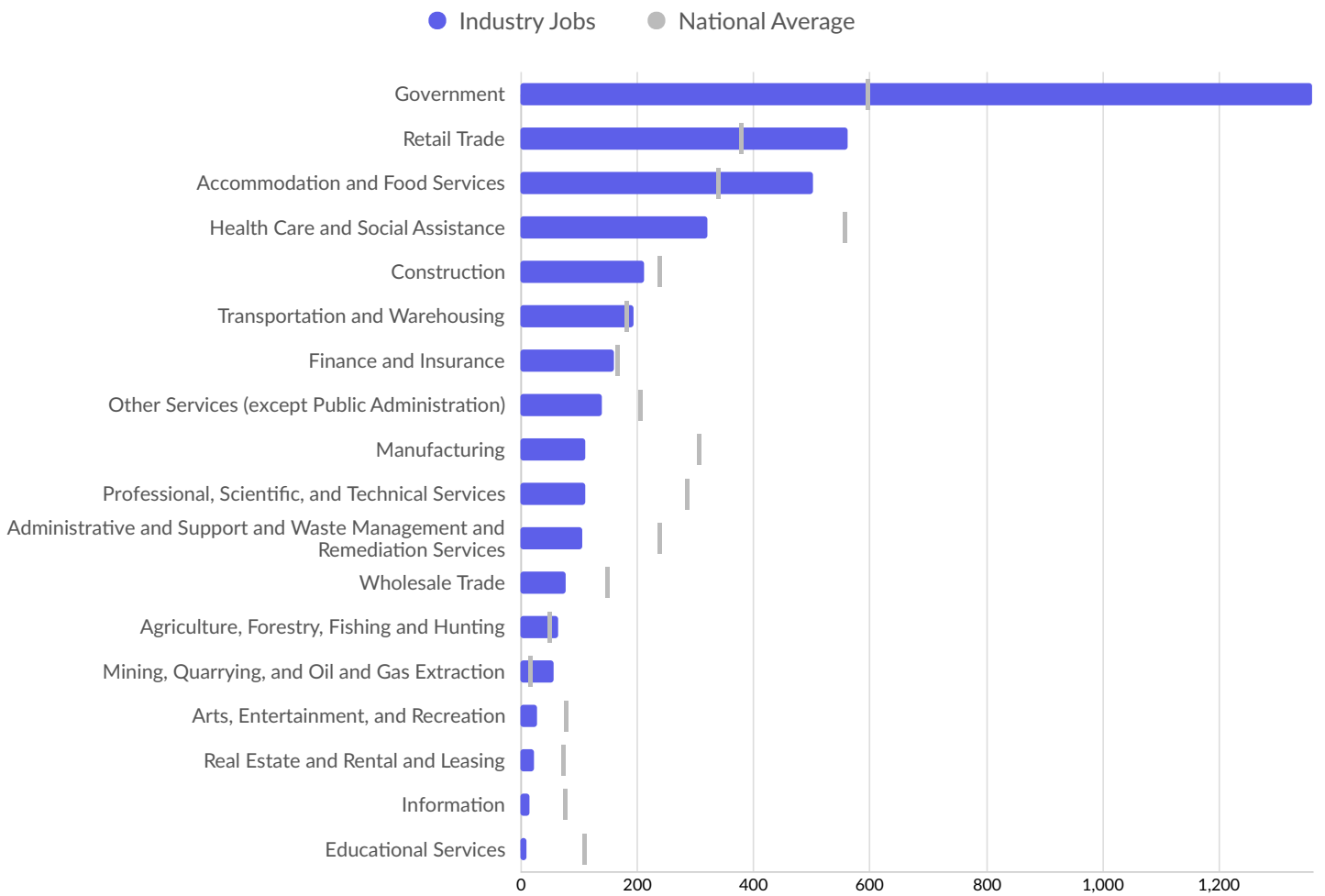
Where Talent Lives

ZIP	Name	2025 Workers
74525	Atoka, OK (in Atoka cou...	4,371
74533	Caney, OK (in Atoka cou...	379
74555	Lane, OK (in Atoka coun...	244
74569	Stringtown, OK (in Atok...	172
74540	Daisy, OK (in Atoka cou...	58

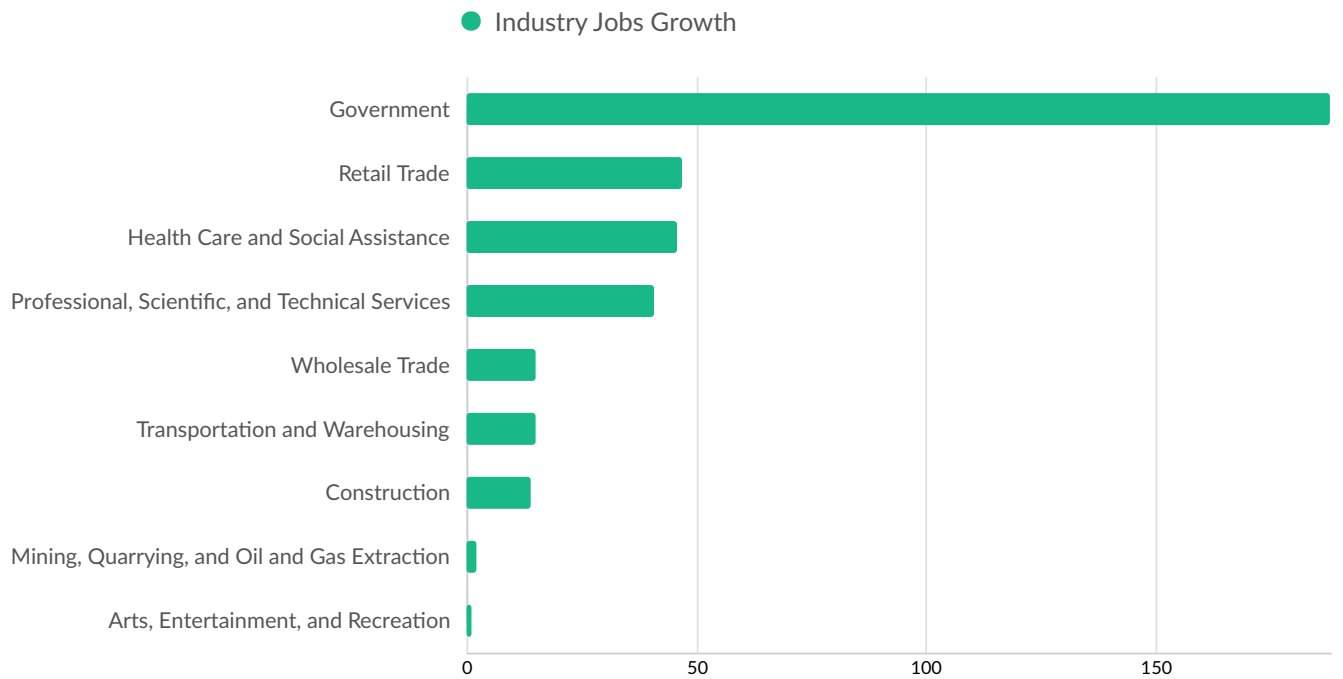
Top Previous Counties	Migrations
Beckham County, OK	5
Tarrant County, TX	5
Marshall County, OK	5
Pottawatomie County, OK	5
Harris County, TX	5
Garfield County, OK	5
Wagoner County, OK	5
Beaver County, OK	5
Caddo County, OK	5
Top Following Counties	Migrations
Bryan County, OK	133
Coal County, OK	64
Oklahoma County, OK	29
Cleveland County, OK	12
Payne County, OK	12
Pittsburg County, OK	11
Tarrant County, TX	10
Grayson County, TX	9
Tulsa County, OK	8
Muskogee County, OK	8
Le Flore County, OK	7
Polk County, AR	6
Carter County, OK	6
Garvin County, OK	5
Creek County, OK	5

Industry Characteristics

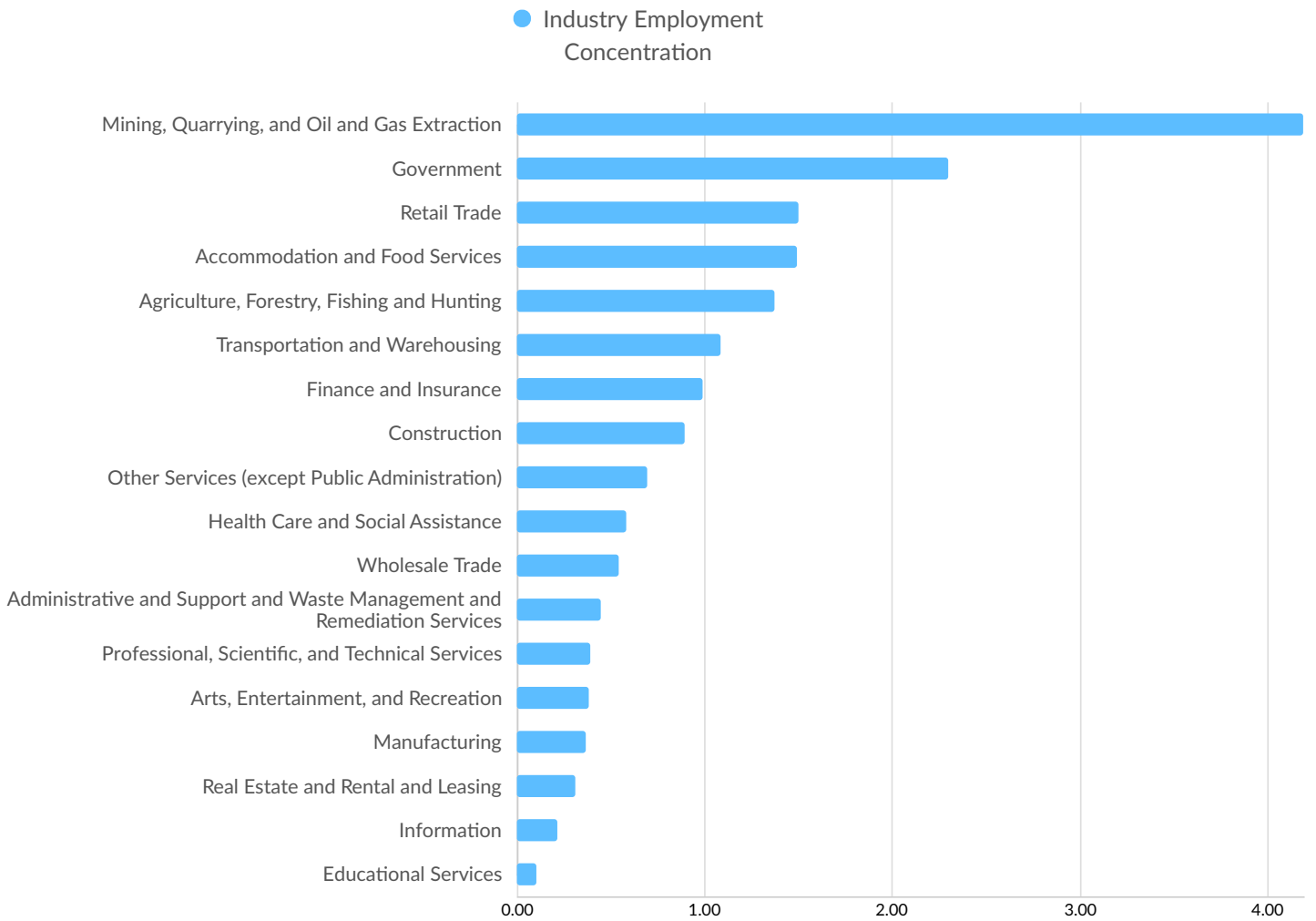
Largest Industries



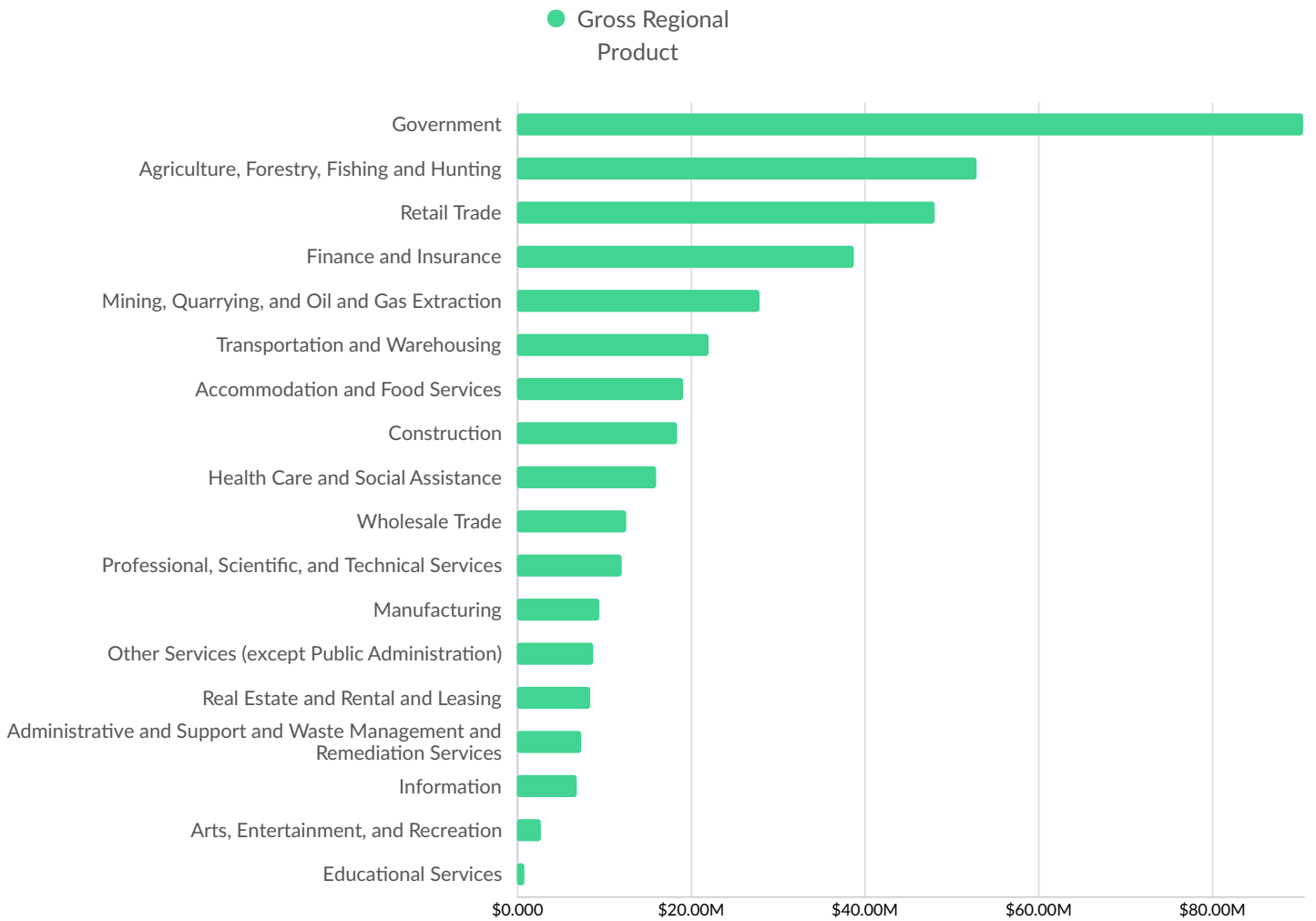
Top Growing Industries



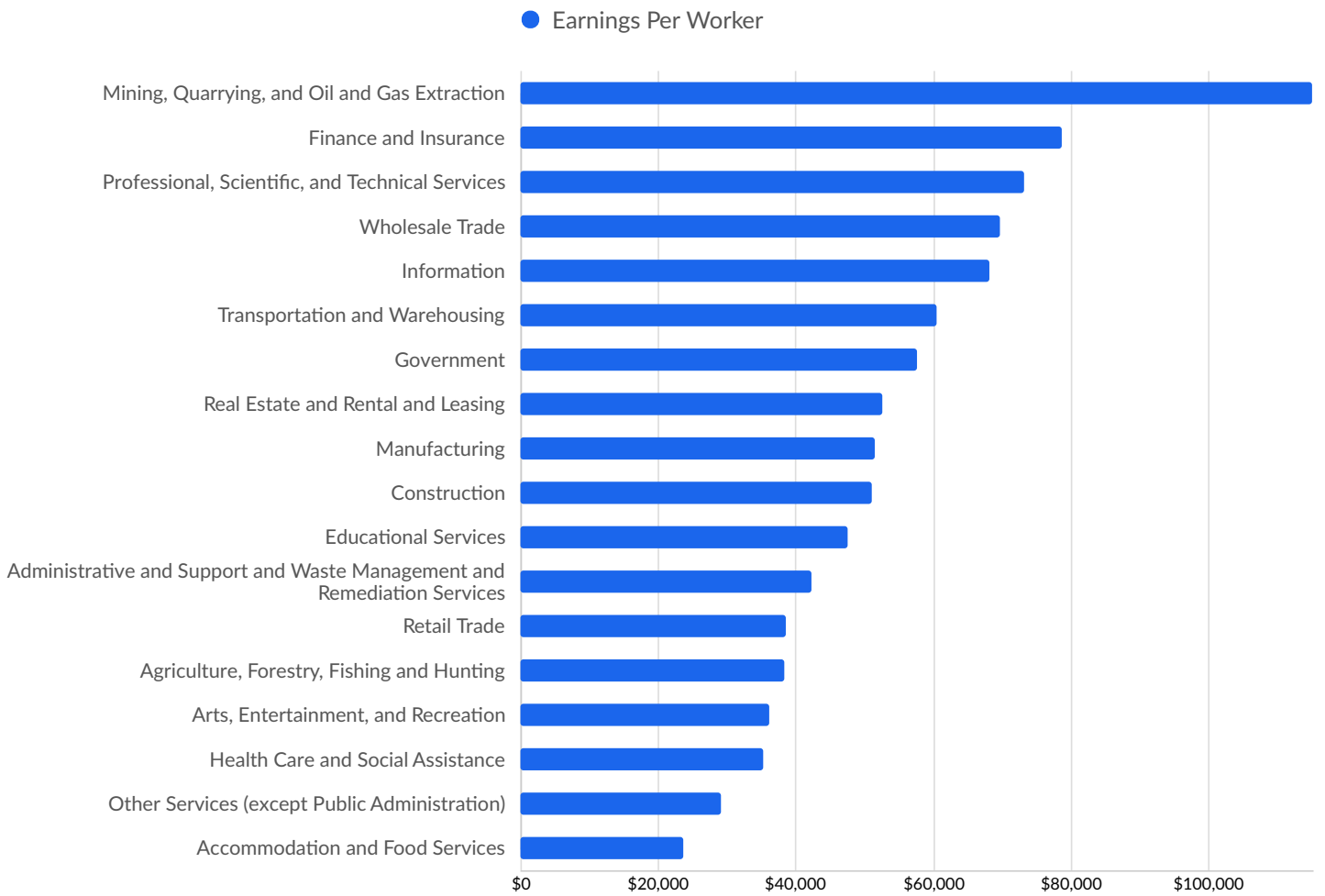
Top Industry Employment Concentration



Top Industry GRP























Top Industry Earnings



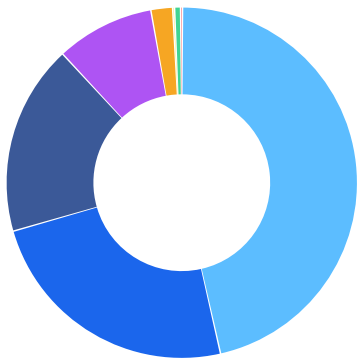
Business Characteristics

994 Companies Employ Your Workers

Online profiles for your workers mention 994 companies as employers, with the top 10 appearing below. In the last 12 months, 192 companies in Atoka County, OK posted job postings, with the top 10 appearing below.

Top Companies	Profiles	Top Companies Posting	Unique Postings
State of Oklahoma	71 	Choctaw Nation Of Oklahoma	86 
Choctaw Nation Of Oklahoma	52 	Choctaw Nation Headstart	52 
Ameristate Bank	24 	Amrize	30 
Atoka County Medical Center	20 	Walmart	22 
First Bank	20 	Pilot Company	20 
Atoka Public Schools	18 	Taco Bell	20 
Walmart	16 	Chili's Grill & Bar	19 
Tushka Public Schools	14 	Bct Greater Austin And The Stat...	16 
Sonic Drive-In	10 	Dollar General	15 
Diamond Attachments	9 	State of Oklahoma	13 

Business Size

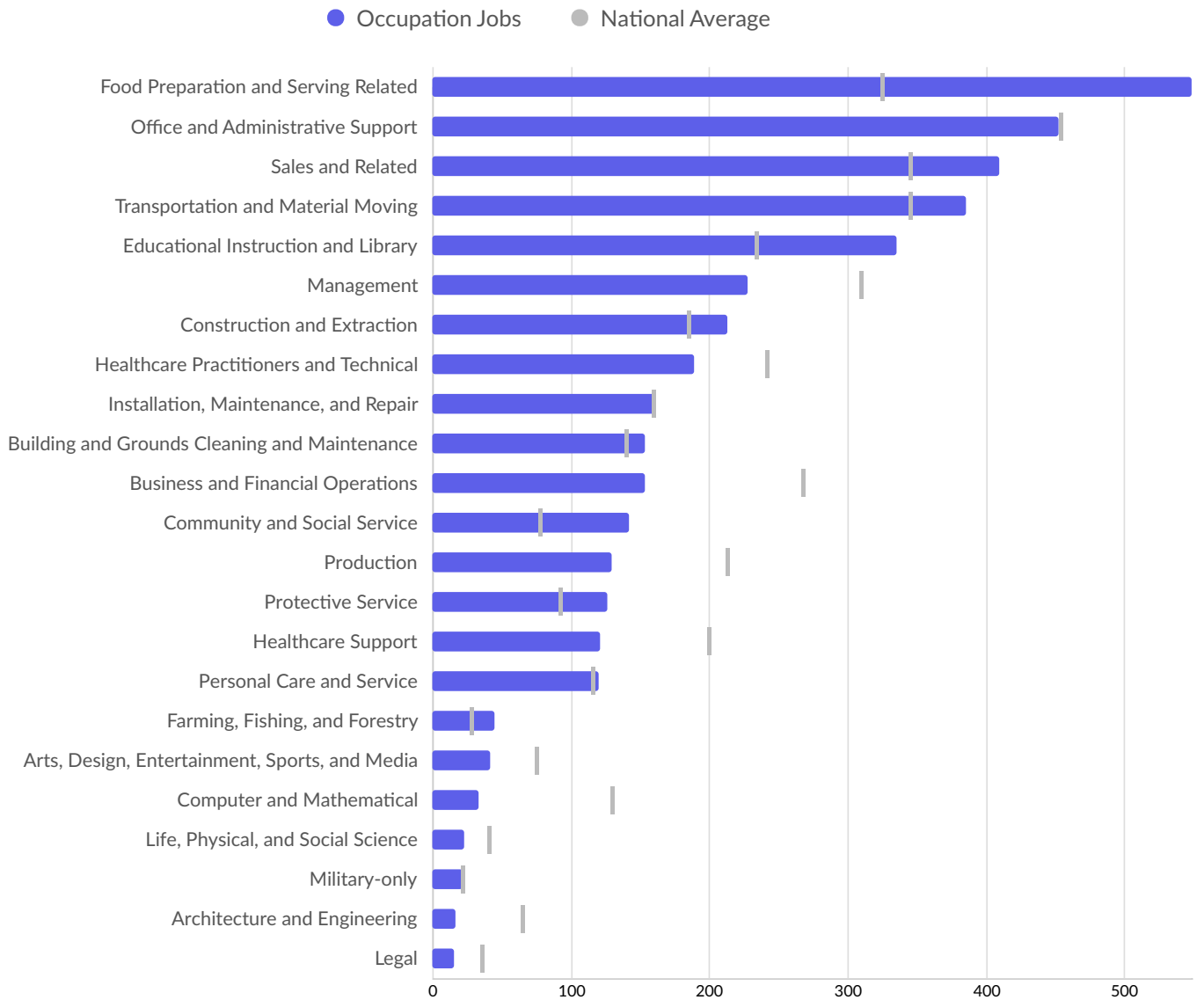


	Percentage	Business Count
● 1 to 4 employees	46.4%	256
● 5 to 9 employees	24.1%	133
● 10 to 19 employees	17.6%	97
● 20 to 49 employees	9.1%	50
● 50 to 99 employees	2.0%	11
● 100 to 249 employees	0.2%	1
● 250 to 499 employees	0.5%	3
● 500+ employees	0.2%	1

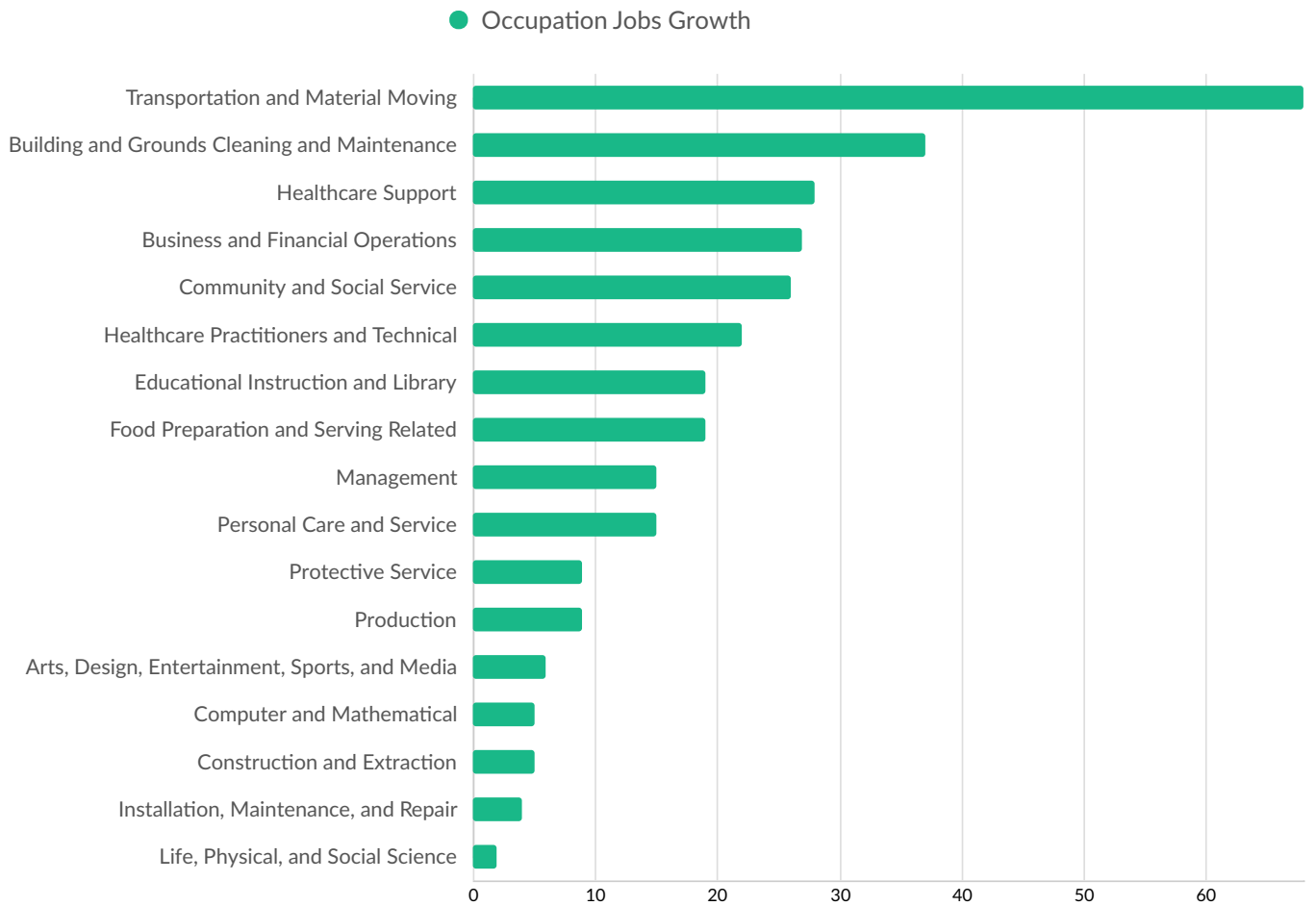
**Business Data by DatabaseUSA.com is third-party data provided by Lightcast to its customers as a convenience, and Lightcast does not endorse or warrant its accuracy or consistency with other published Lightcast data. In most cases, the Business Count will not match total companies with profiles on the summary tab.*

Workforce Characteristics

Largest Occupations

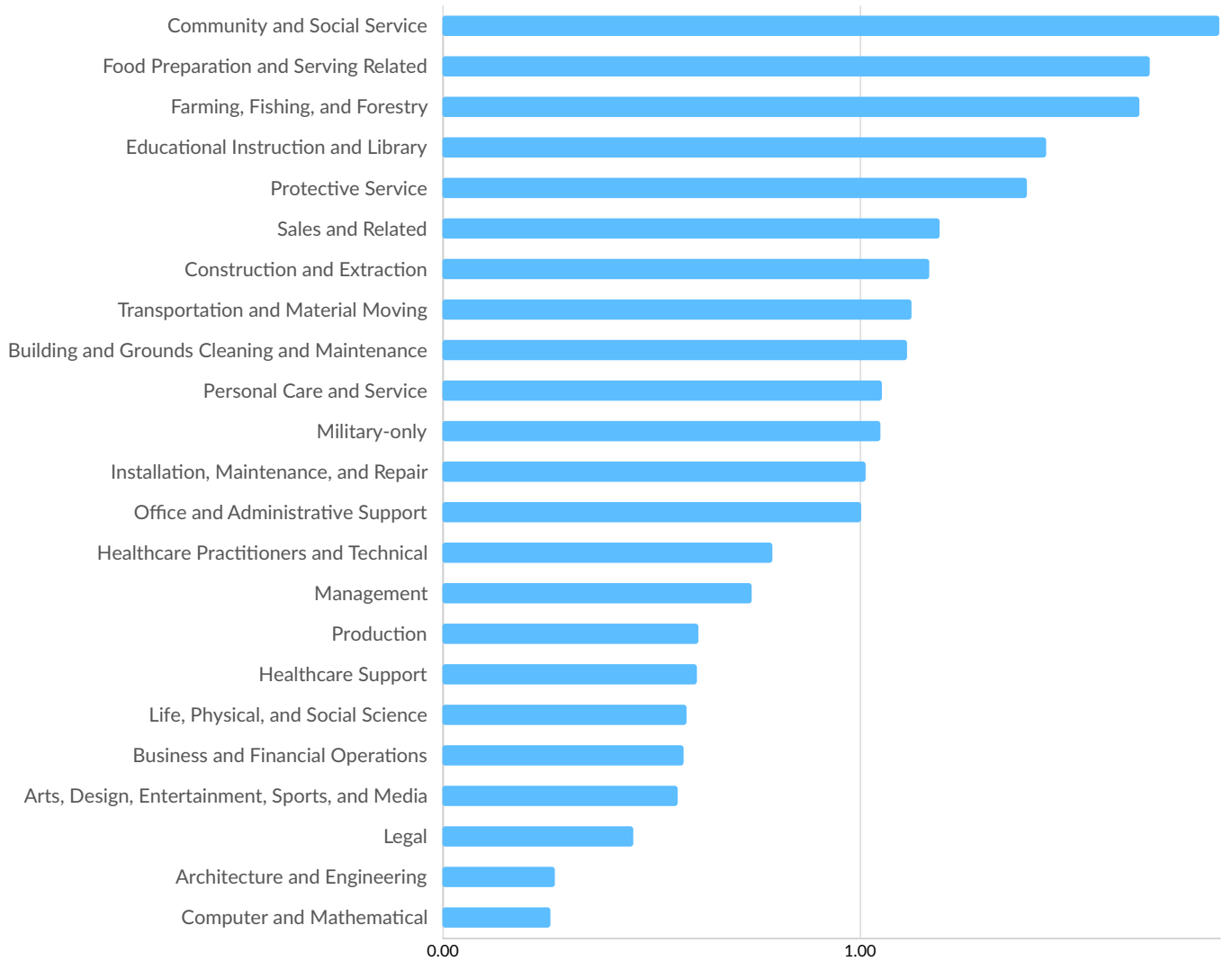


Top Growing Occupations



Top Occupation Employment Concentration

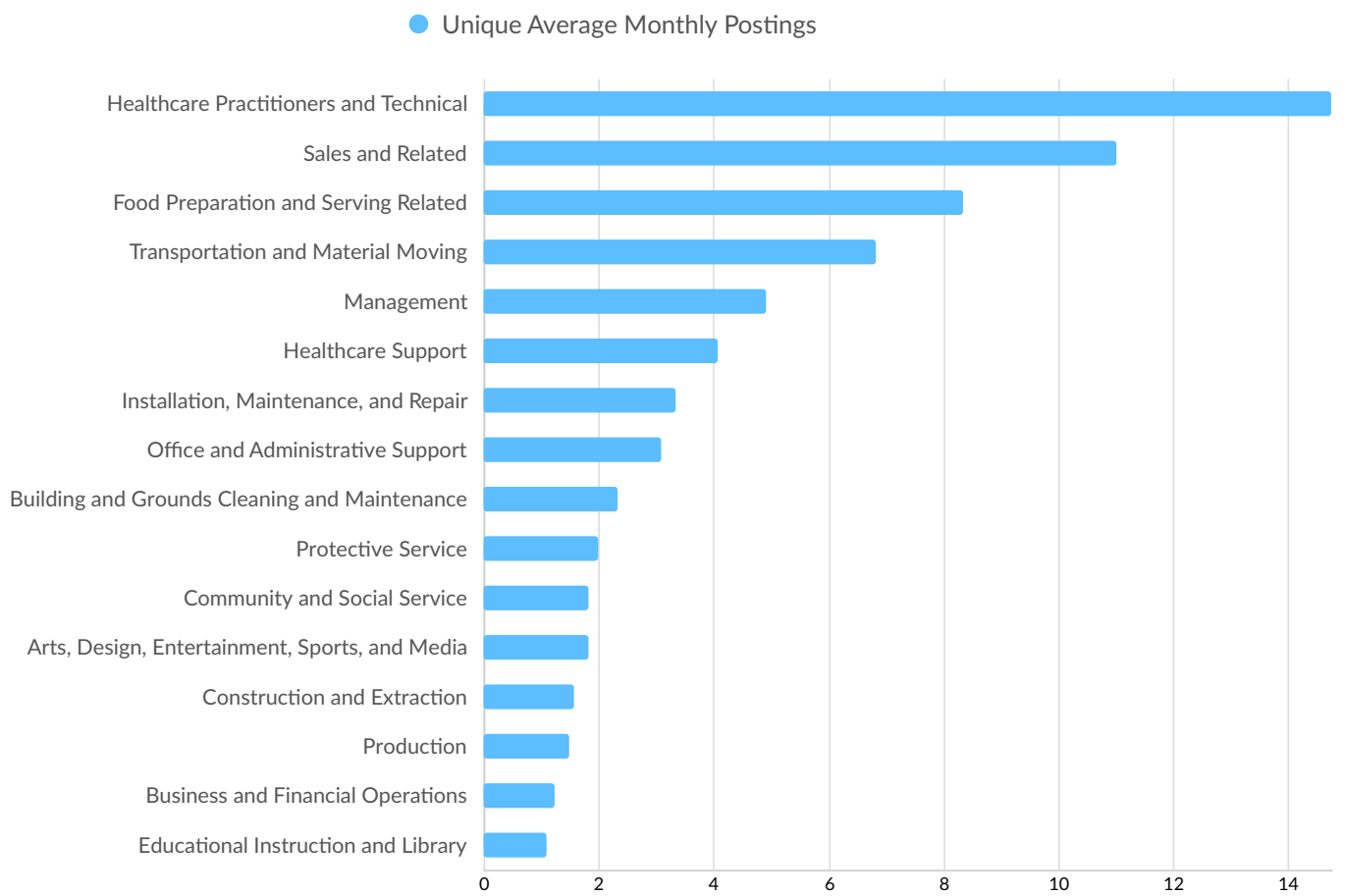
● Occupation Employment Concentration



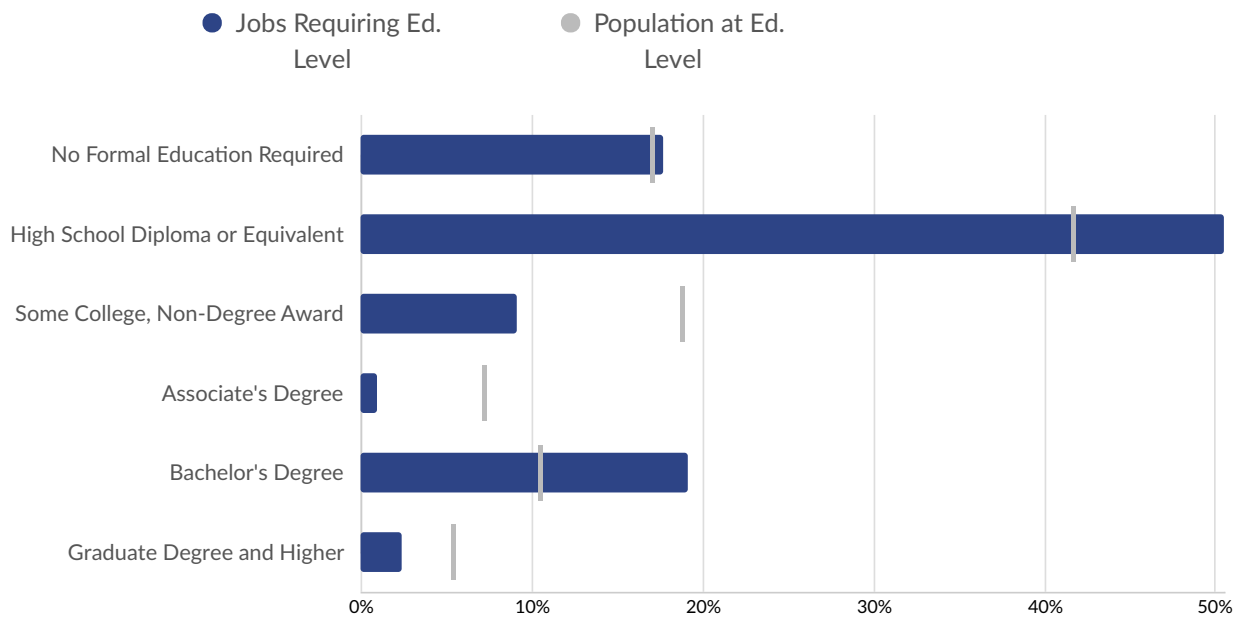
Top Occupation Earnings



Top Posted Occupations



Underemployment



Educational Pipeline

Over the last 5 years, no schools in Atoka County, OK produced graduates.

In-Demand Skills

