



# Haskell County, OK

Choctaw Nation Economic Development Partnership



**Choctaw Nation**

Business & Economic Development

PO Box 1210  
2807 Enterprise Blvd  
Durant, Oklahoma 74702-1210

# Contents

Report Parameters .....	1
Economy Overview .....	2
Unemployment by Demographics .....	4
Historic & Projected Trends .....	8
Population Characteristics .....	12
Inbound and Outbound Migration .....	14
Industry Characteristics .....	16
Business Characteristics .....	21
Workforce Characteristics .....	23
Educational Pipeline .....	28
In-Demand Skills .....	29

## Report Parameters

### 1 County

40061 Haskell County, OK

---

### Class of Worker

QCEW Employees, Non-QCEW Employees, and Self-Employed

The information in this report pertains to the chosen geographical area.

## Economy Overview

**11,778**

**Population (2025)**

Population **grew by 226** over the last 5 years but is projected to **decrease by 94** over the next 5 years.

**3,735**

**Total Regional Employment**

Jobs **decreased by 262** over the last 5 years but are projected to **grow by 152** over the next 5 years.

**\$49.9K**

**Median Household Income (2023)**

Median household income is **\$28.6K below** the national median household income of \$78.5K.

### Takeaways

- As of 2025 the region's population **increased by 2.0%** since 2020, growing by 226. Population is expected to **decrease by 0.8%** between 2025 and 2030, losing 94.
- From 2020 to 2025, jobs **declined by 6.6%** in Haskell County, OK from 3,997 to **3,735**. This change **fell short of the national growth rate of 10.6% by 17.2%**. As the number of jobs declined, the **labor force participation rate decreased from 51.8% to 47.3% between 2020 and 2025**.
- Concerning educational attainment, **10.9% of Haskell County, OK residents possess a Bachelor's Degree** (11.0% below the national average), and **10.8% hold an Associate's Degree** (1.9% above the national average).
- The top three industries in 2025 are Education and Hospitals (Local Government), Local Government, Excluding Education and Hospitals, and Warehouse Clubs, Supercenters, and Other General Merchandise Retailers.

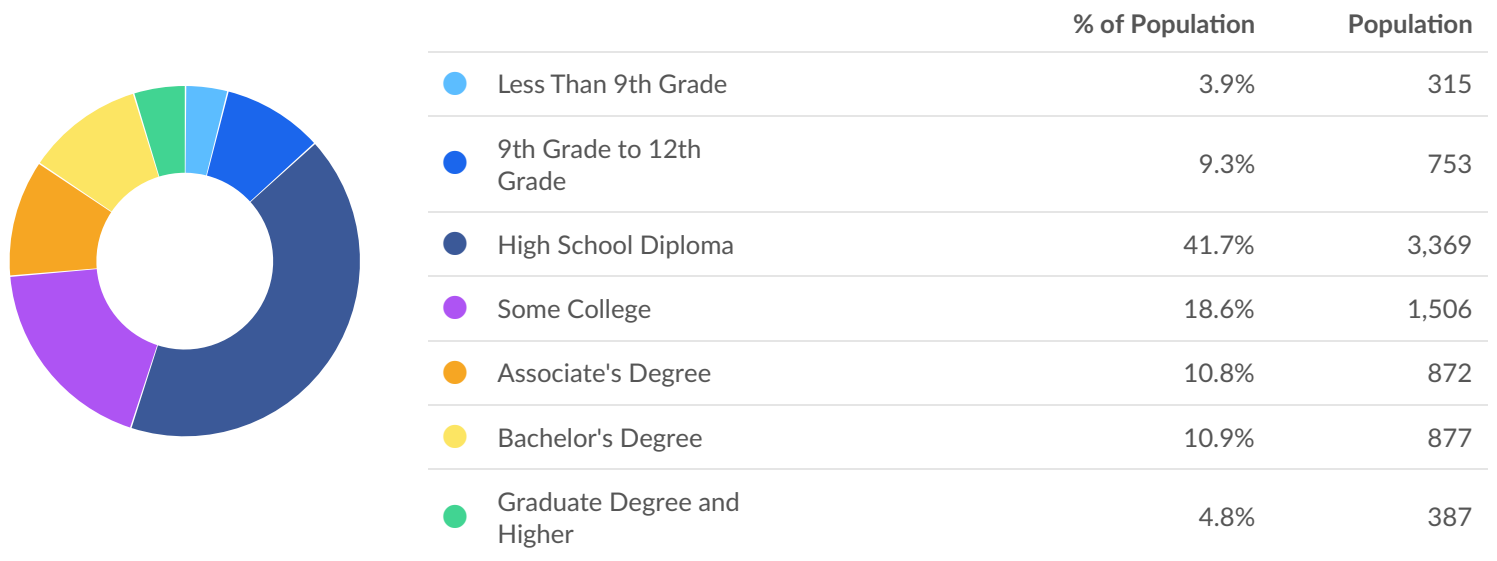
	Population (2025)	Labor Force (Dec 2025)	Jobs (2025)	Cost of Living	GRP	Imports	Exports
Region	11,778	4,378	3,735	89.2	\$450.46M	\$782.74M	\$585.57M
State	4,122,977	2,002,981	1,964,442	93.3	\$270.50B	\$266.82B	\$321.02B

## Dec 2025 Labor Force Breakdown



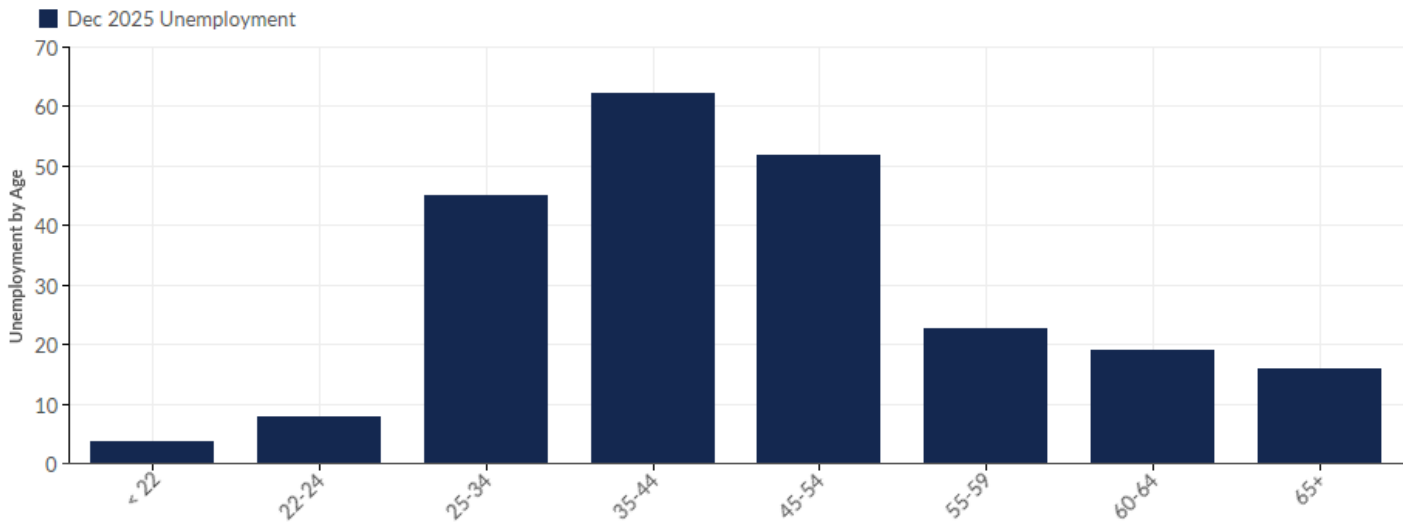
## Educational Attainment

Concerning educational attainment, **10.9% of Haskell County, OK residents possess a Bachelor's Degree** (11.0% below the national average), and **10.8% hold an Associate's Degree** (1.9% above the national average).



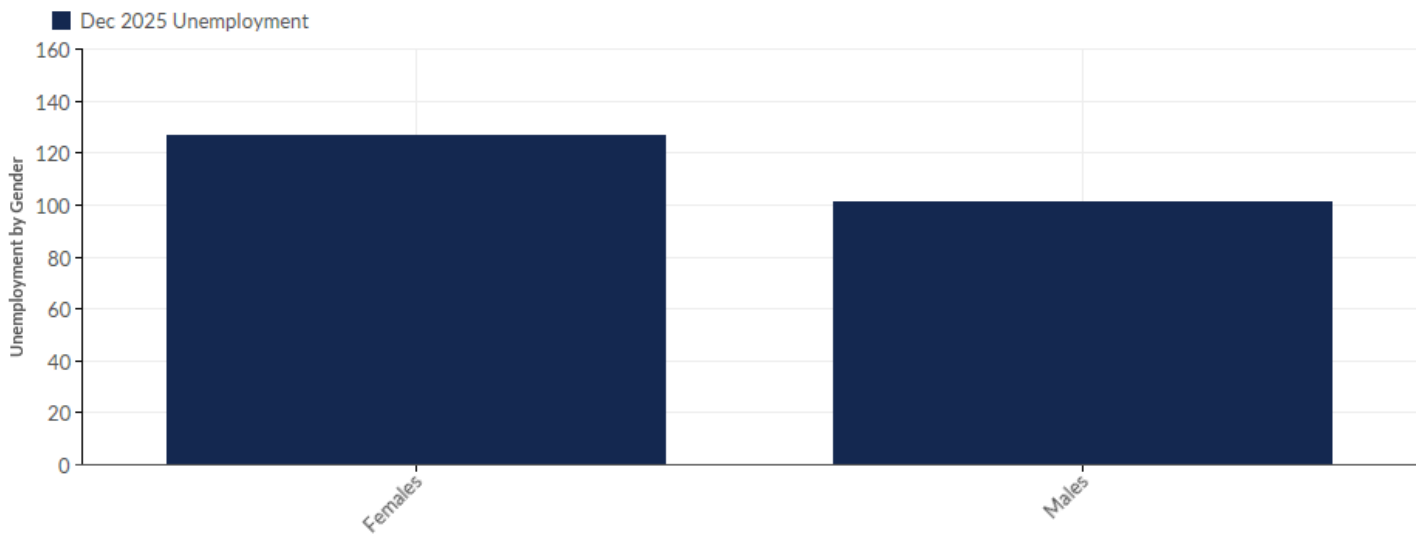
# Unemployment by Demographics

## Unemployment by Age



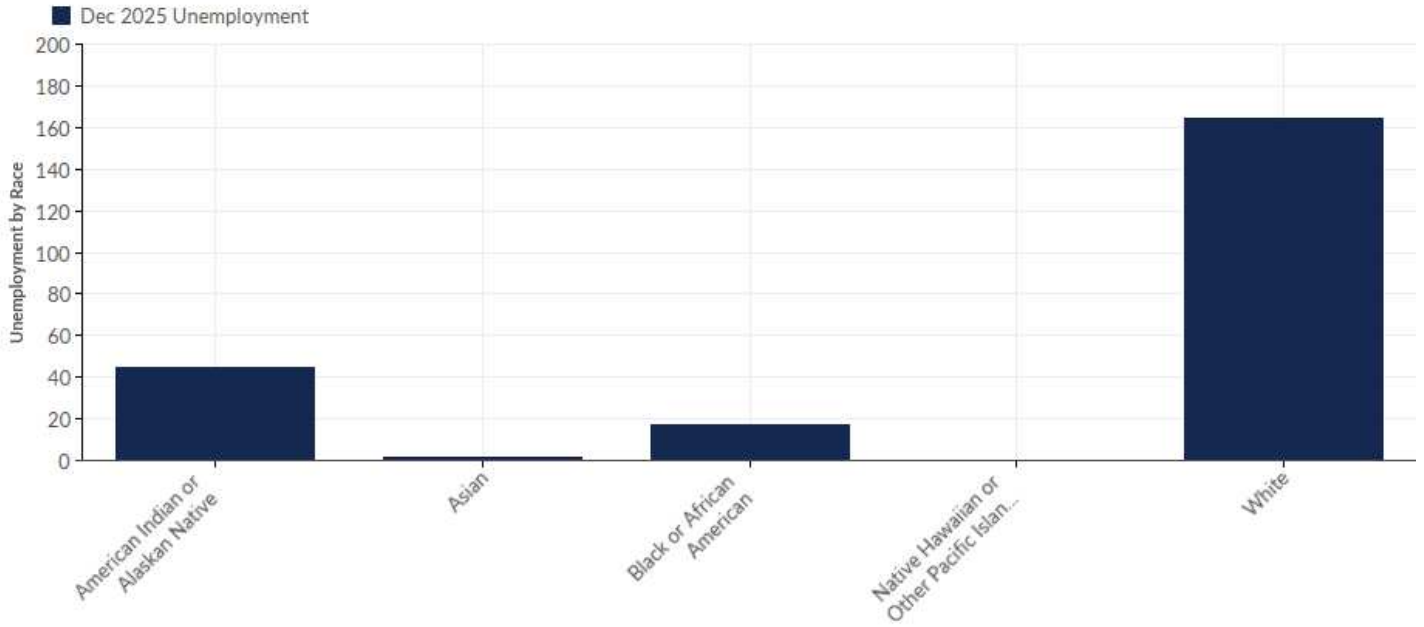
Age	Unemployment (Dec 2025)	% of Unemployed
< 22	4	1.75%
22-24	8	3.51%
25-34	45	19.74%
35-44	62	27.19%
45-54	52	22.81%
55-59	23	10.09%
60-64	19	8.33%
65+	16	7.02%
<b>Total</b>	<b>228</b>	<b>100.00%</b>

## Unemployment by Gender



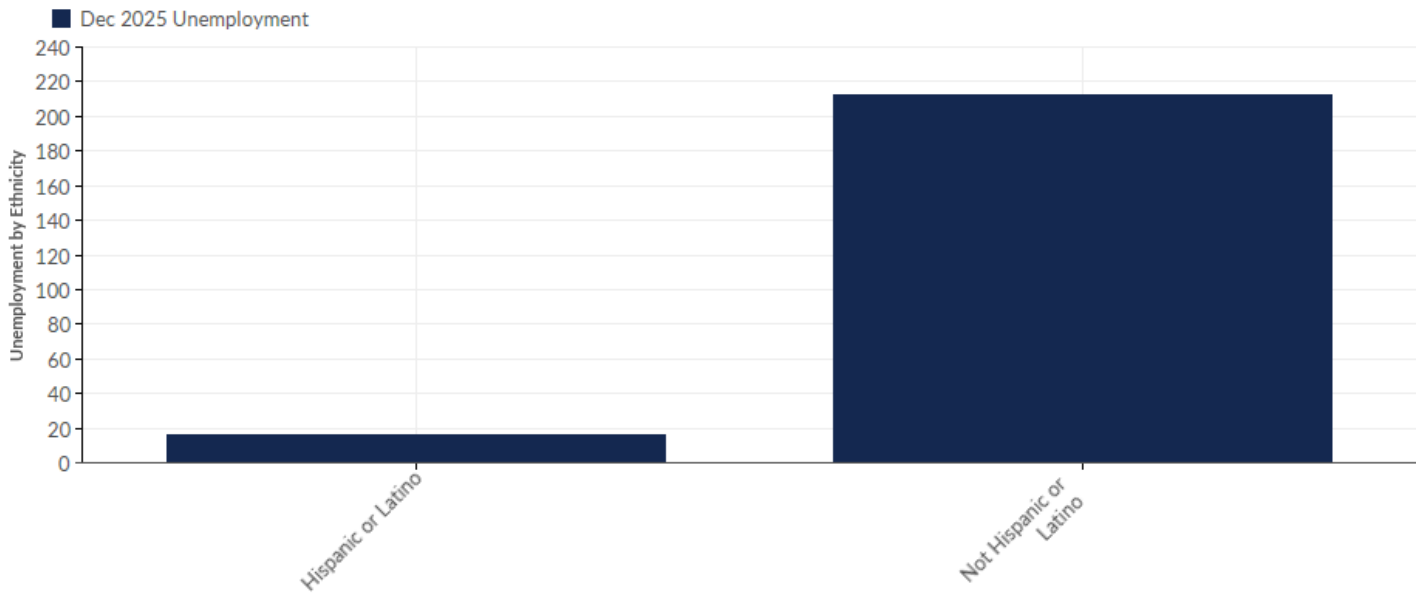
Gender	Unemployment (Dec 2025)	% of Unemployed
Females	127	55.70%
Males	101	44.30%
Total	228	100.00%

## Unemployment by Race



Race	Unemployment (Dec 2025)	% of Unemployed
American Indian or Alaskan Native	45	19.74%
Asian	2	0.88%
Black or African American	17	7.46%
Native Hawaiian or Other Pacific Islander	0	0.00%
White	164	71.93%
Total	228	100.00%

## Unemployment by Ethnicity

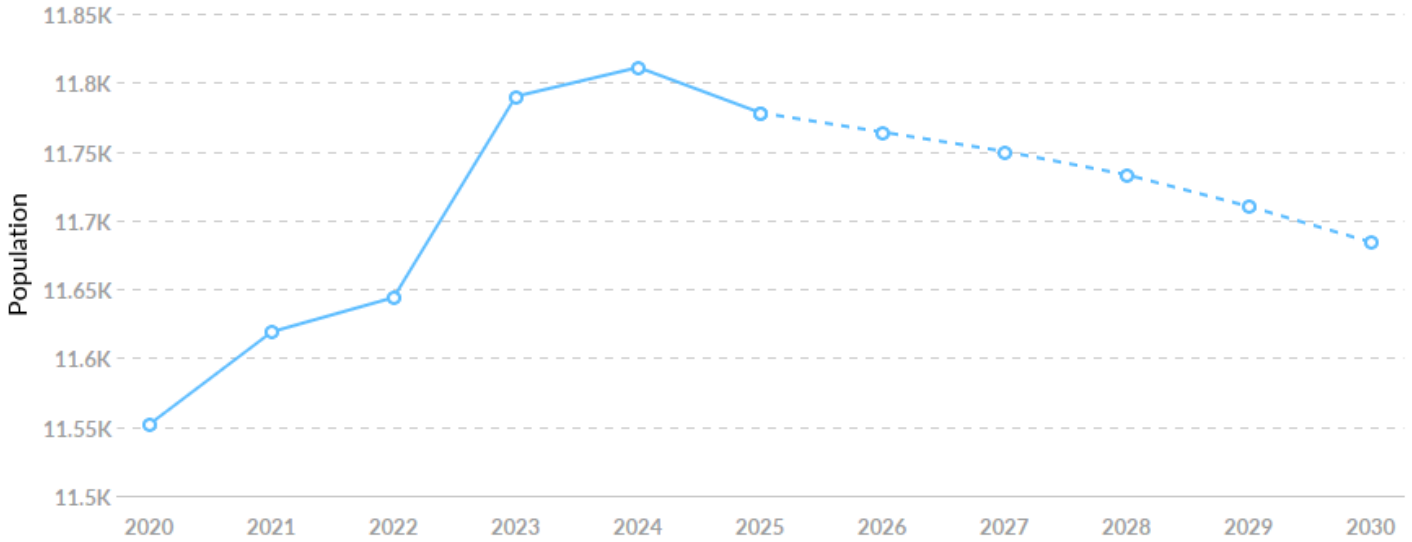


Ethnicity	Unemployment (Dec 2025)	% of Unemployed
Hispanic or Latino	16	7.02%
Not Hispanic or Latino	212	92.98%
Total	228	100.00%

# Historic & Projected Trends

## Population Trends

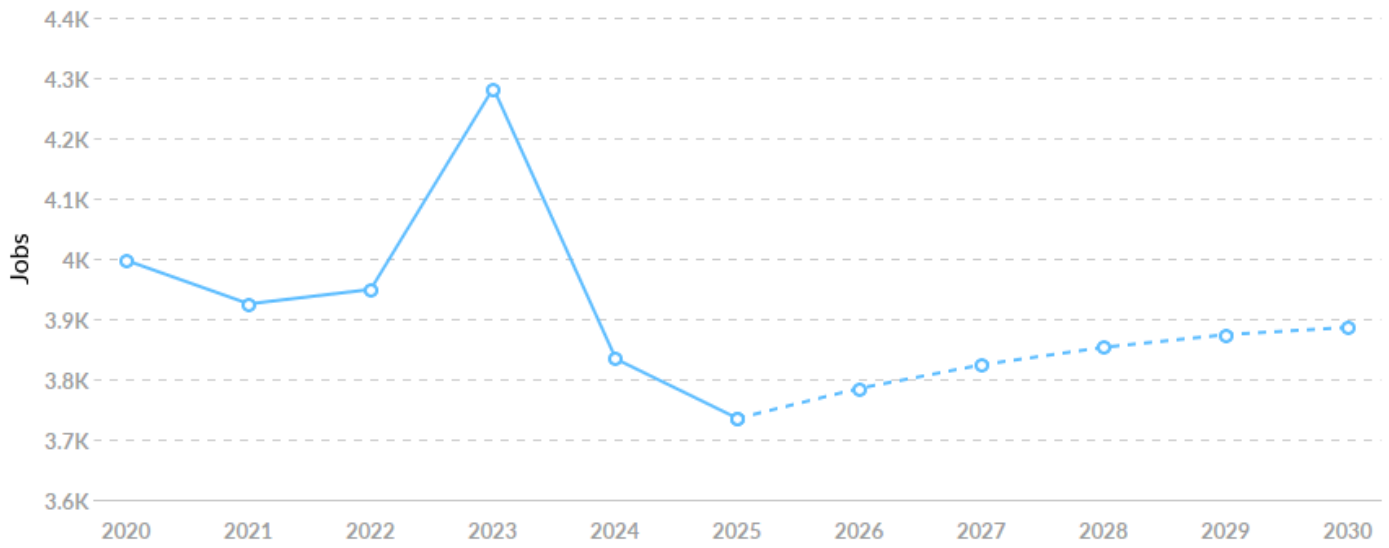
As of 2025 the region's population **increased by 2.0%** since 2020, growing by 226. Population is expected to **decrease by 0.8%** between 2025 and 2030, losing 94.



Timeframe	Population
2020	11,552
2021	11,619
2022	11,644
2023	11,790
2024	11,811
2025	11,778
2026	11,764
2027	11,750
2028	11,733
2029	11,710
2030	11,684

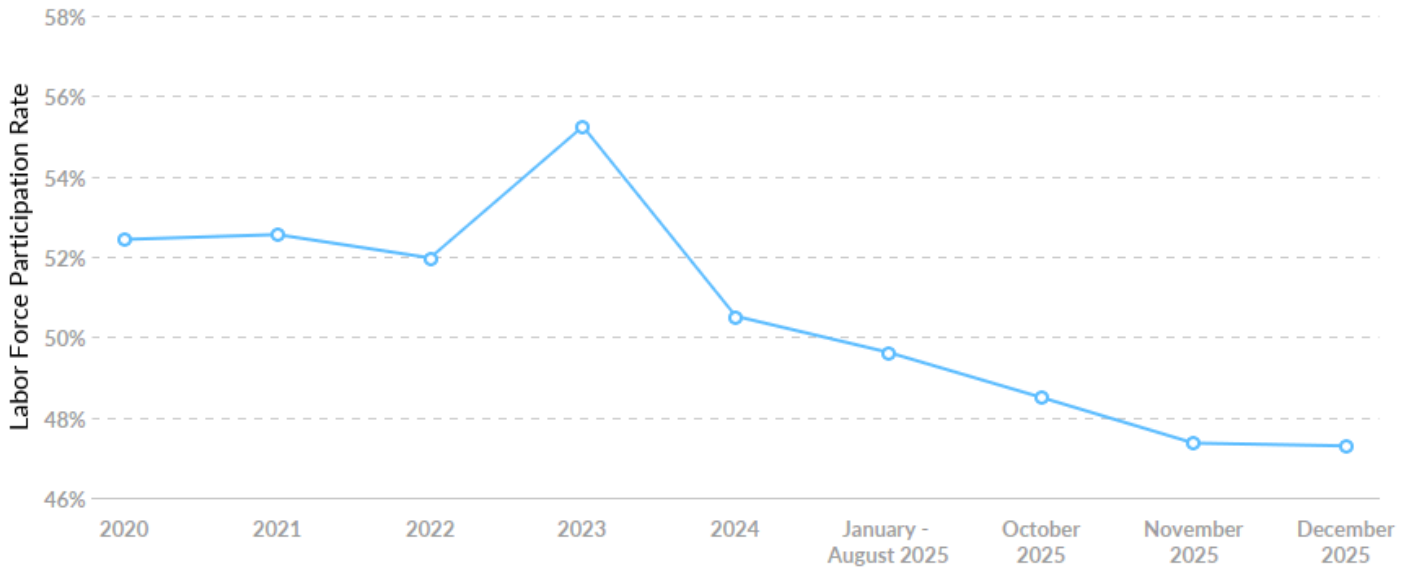
## Job Trends

From 2020 to 2025, jobs declined by 6.6% in Haskell County, OK from 3,997 to 3,735. This change fell short of the national growth rate of 10.6% by 17.2%.



Timeframe	Jobs
2020	3,997
2021	3,925
2022	3,949
2023	4,282
2024	3,834
2025	3,735
2026	3,785
2027	3,824
2028	3,853
2029	3,874
2030	3,886

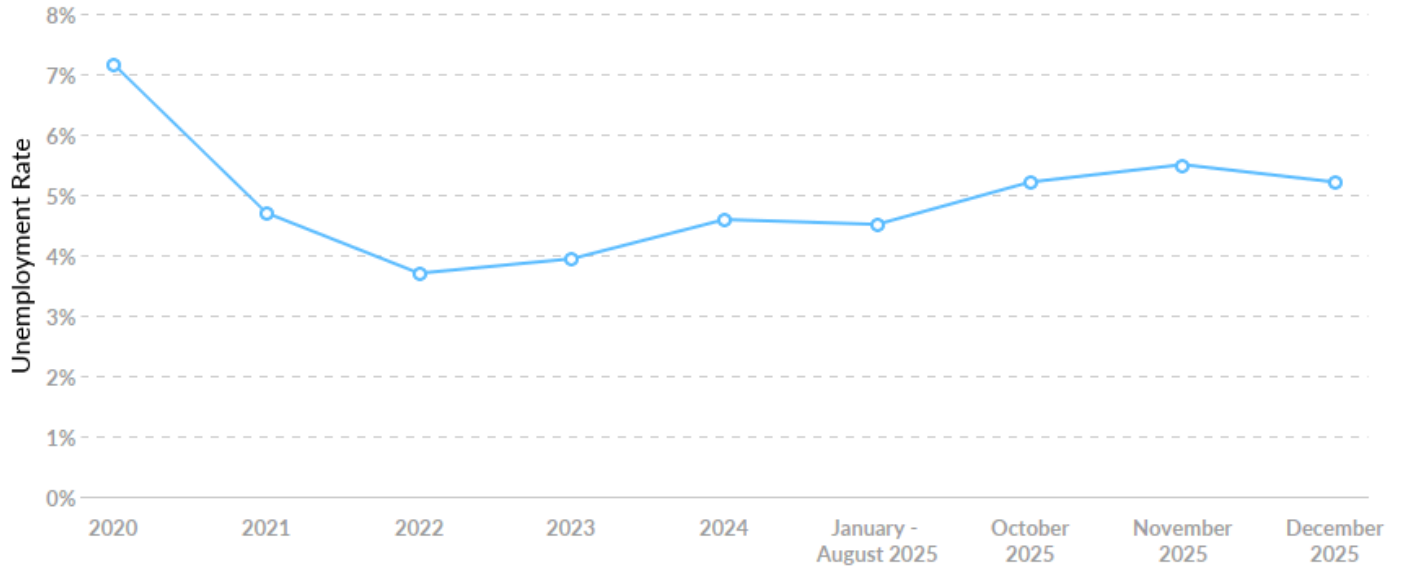
## Labor Force Participation Rate Trends



Timeframe	Labor Force Participation Rate
2020	52.43%
2021	52.55%
2022	51.97%
2023	55.24%
2024	50.52%
January - August 2025	49.62%
October 2025	48.50%
November 2025	47.36%
December 2025	47.29%

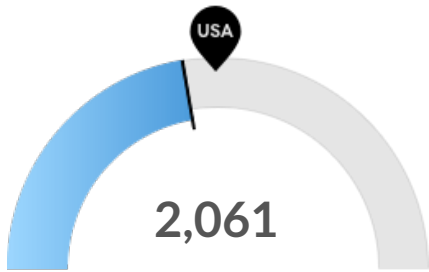
## Unemployment Rate Trends

Haskell County, OK had a December 2025 unemployment rate of 5.21%, **decreasing from 7.16%** 5 years before.



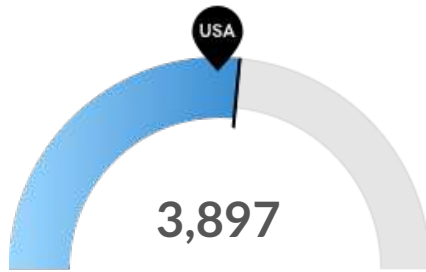
Timeframe	Unemployment Rate
2020	7.16%
2021	4.70%
2022	3.70%
2023	3.94%
2024	4.59%
January - August 2025	4.51%
October 2025	5.21%
November 2025	5.50%
December 2025	5.21%

## Population Characteristics



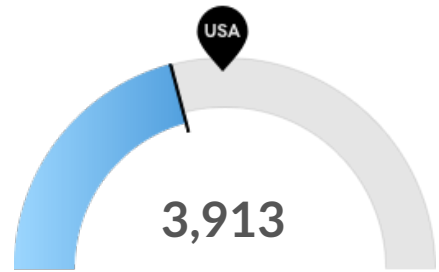
**Millennials**

Haskell County, OK has 2,061 millennials (ages 25-39). The national average for an area this size is 2,418.



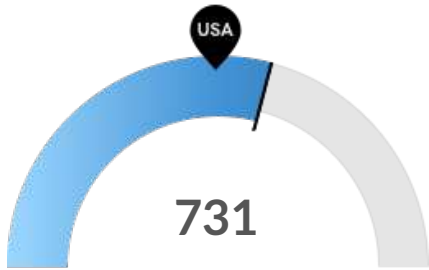
**Retiring Soon**

Retirement risk is about average in Haskell County, OK. The national average for an area this size is 3,571 people 55 or older, while there are 3,897 here.



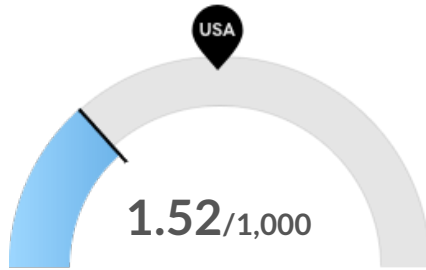
**Racial Diversity**

Racial diversity is low in Haskell County, OK. The national average for an area this size is 5,024 racially diverse people, while there are 3,913 here.



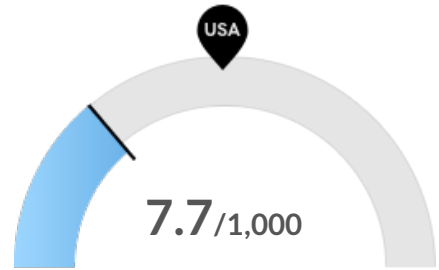
**Veterans**

Haskell County, OK has 731 veterans. The national average for an area this size is 580.



**Violent Crime**

Haskell County, OK has 1.52 violent crimes per 1,000 people. The national rate is 3.38 per 1,000 people.

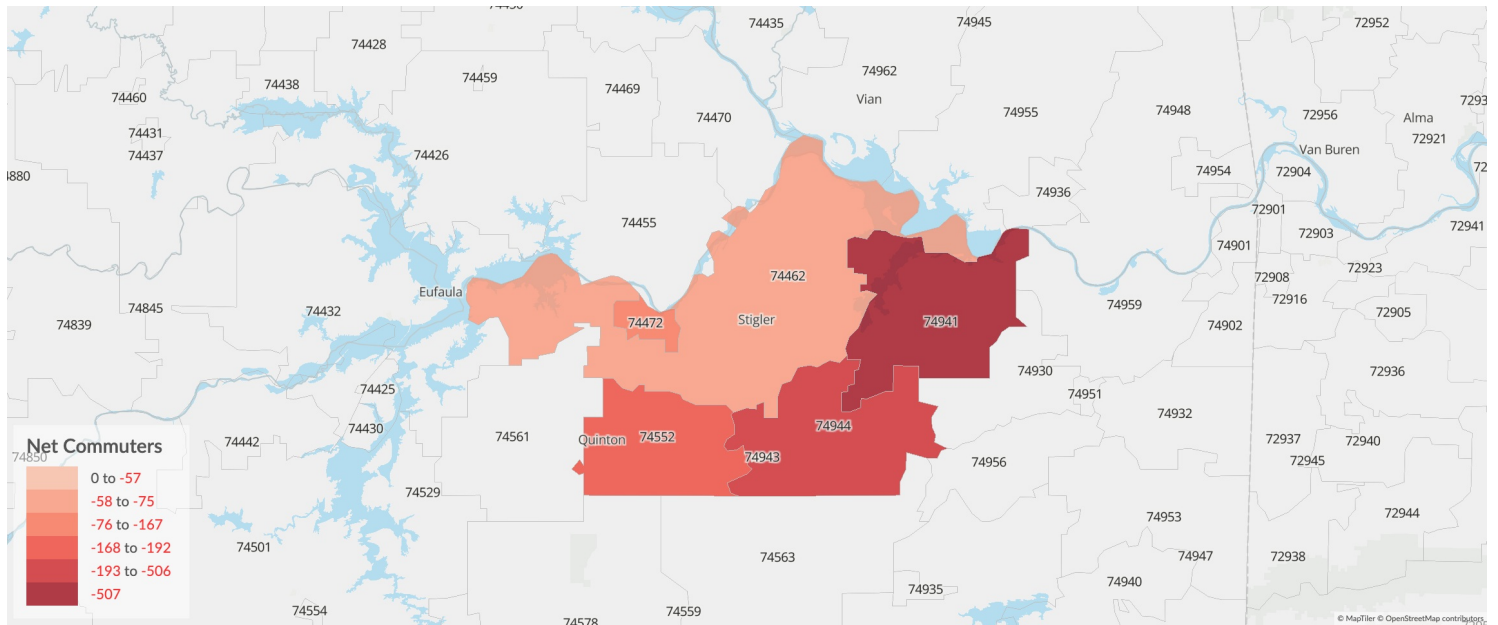


**Property Crime**

Haskell County, OK has 7.7 property crimes per 1,000 people. The national rate is 16.44 per 1,000 people.

## Place of Work vs Place of Residence

Understanding where talent in Haskell County, OK currently works compared to where talent lives can help you optimize site decisions.



### Where Talent Works

ZIP	Name	2025 Employment
74462	Stigler, OK (in Haskell c...	2,904
74941	Keota, OK (in Haskell co...	429
74944	Mccurtain, OK (in Haske...	142
74552	Kinta, OK (in Haskell co...	131
74472	Whitefield, OK (in Hask...	126

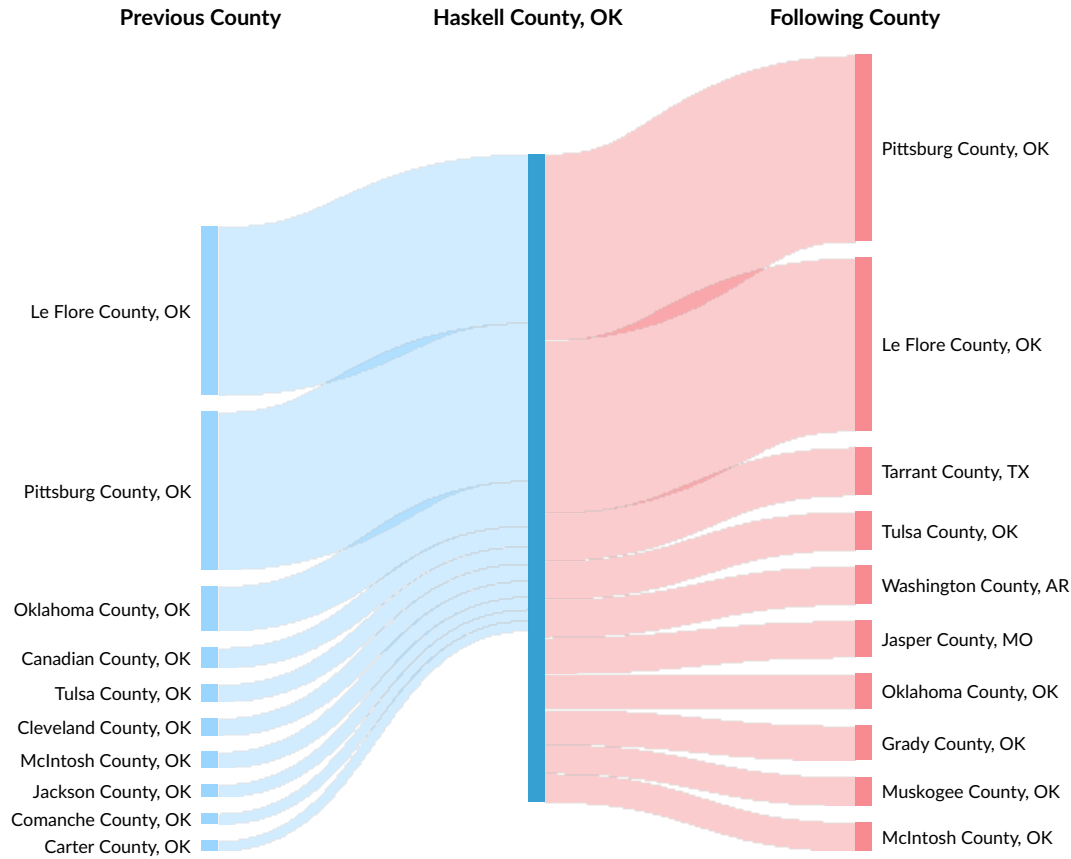
### Where Talent Lives

ZIP	Name	2025 Workers
74462	Stigler, OK (in Haskell c...	2,962
74941	Keota, OK (in Haskell co...	935
74944	Mccurtain, OK (in Haske...	335
74552	Kinta, OK (in Haskell co...	299
74472	Whitefield, OK (in Hask...	202

# Inbound and Outbound Migration

The table below analyzes past and current residents of Haskell County, OK. The left column shows residents of other counties migrating to Haskell County, OK. The right column shows residents migrating from Haskell County, OK to other counties.

As of 2022, **68** people have migrated from Le Flore County, OK to Haskell County, OK. In the same year, **75** people left Haskell County, OK migrating to Pittsburg County, OK. The total Net Migration for Haskell County, OK in 2022 was **51**.

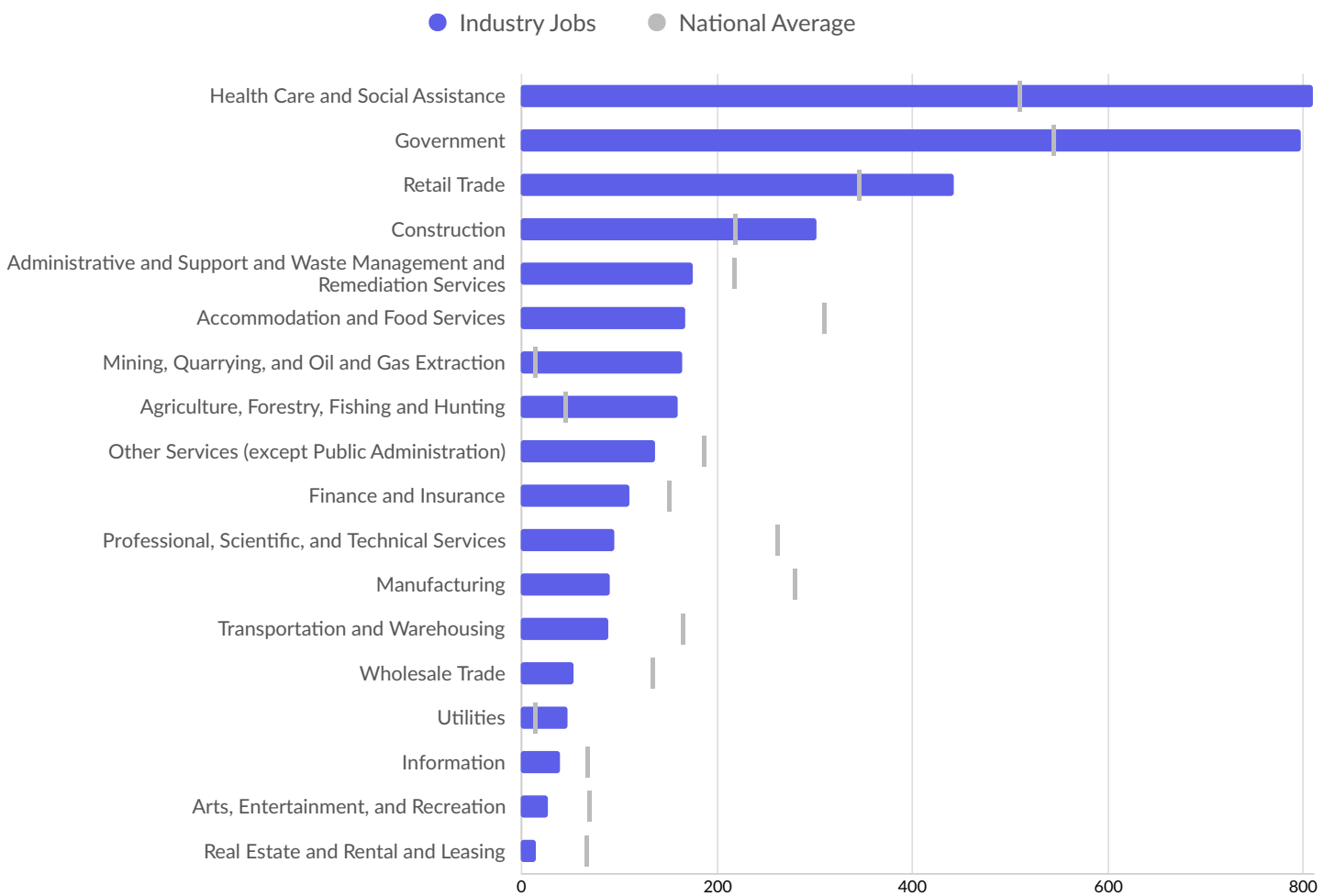


Top Previous Counties	Migrations
Le Flore County, OK	68
Pittsburg County, OK	64
Oklahoma County, OK	18
Canadian County, OK	8
Tulsa County, OK	7
Cleveland County, OK	7

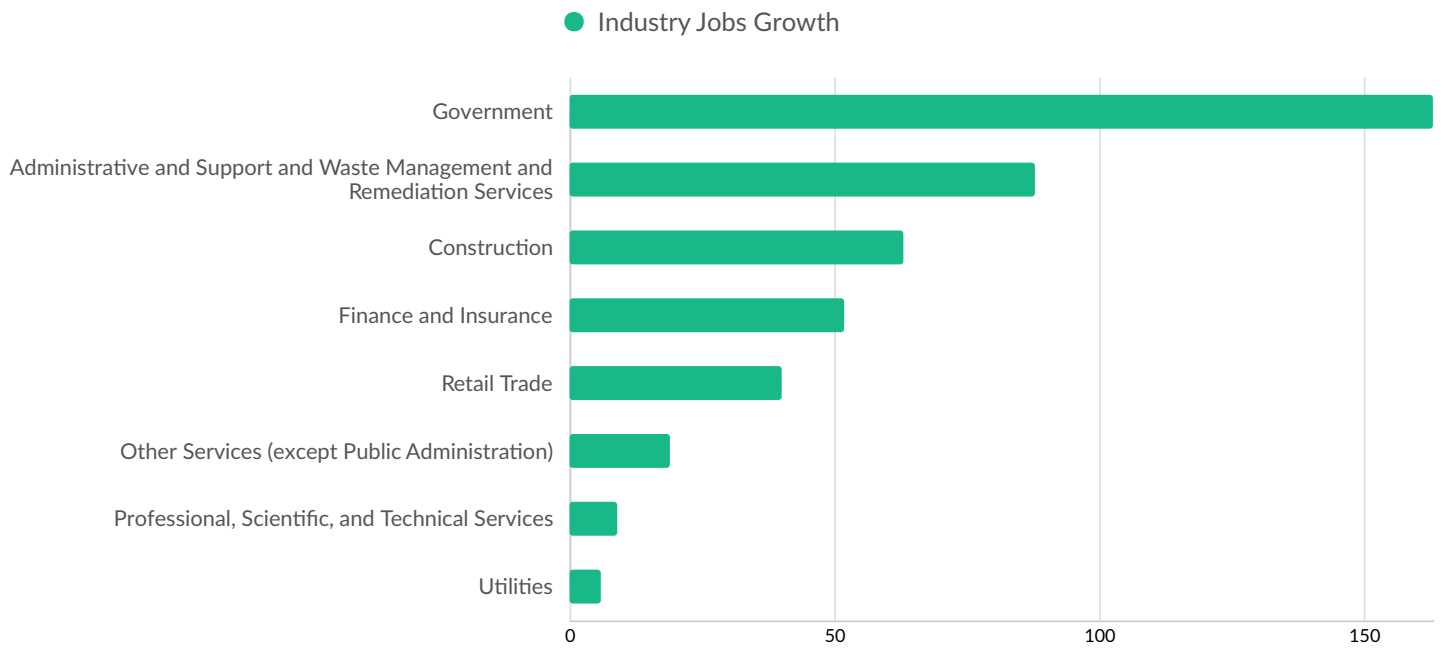
Top Previous Counties	Migrations
McIntosh County, OK	7
Jackson County, OK	5
Comanche County, OK	4
Carter County, OK	4
Payne County, OK	4
Muskogee County, OK	4
Harris County, TX	4
Pottawatomie County, OK	4
Creek County, OK	4
Top Following Counties	Migrations
Pittsburg County, OK	75
Le Flore County, OK	70
Tarrant County, TX	19
Tulsa County, OK	15
Washington County, AR	15
Jasper County, MO	15
Oklahoma County, OK	14
Grady County, OK	14
Muskogee County, OK	12
McIntosh County, OK	12
Cleveland County, OK	10
Wagoner County, OK	7
Ware County, GA	6
Virginia Beach City County, VA	6
Cherokee County, OK	5

# Industry Characteristics

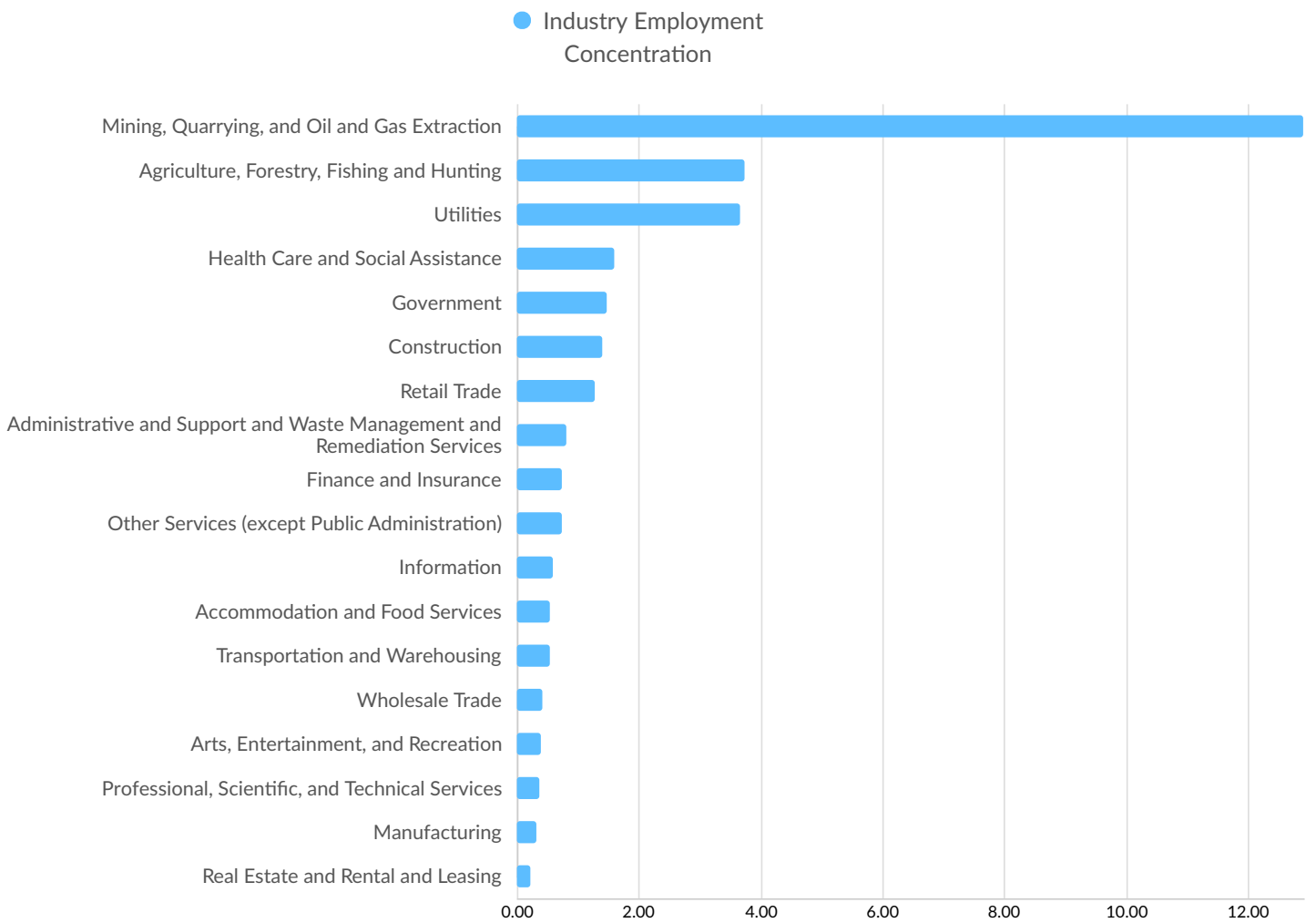
## Largest Industries



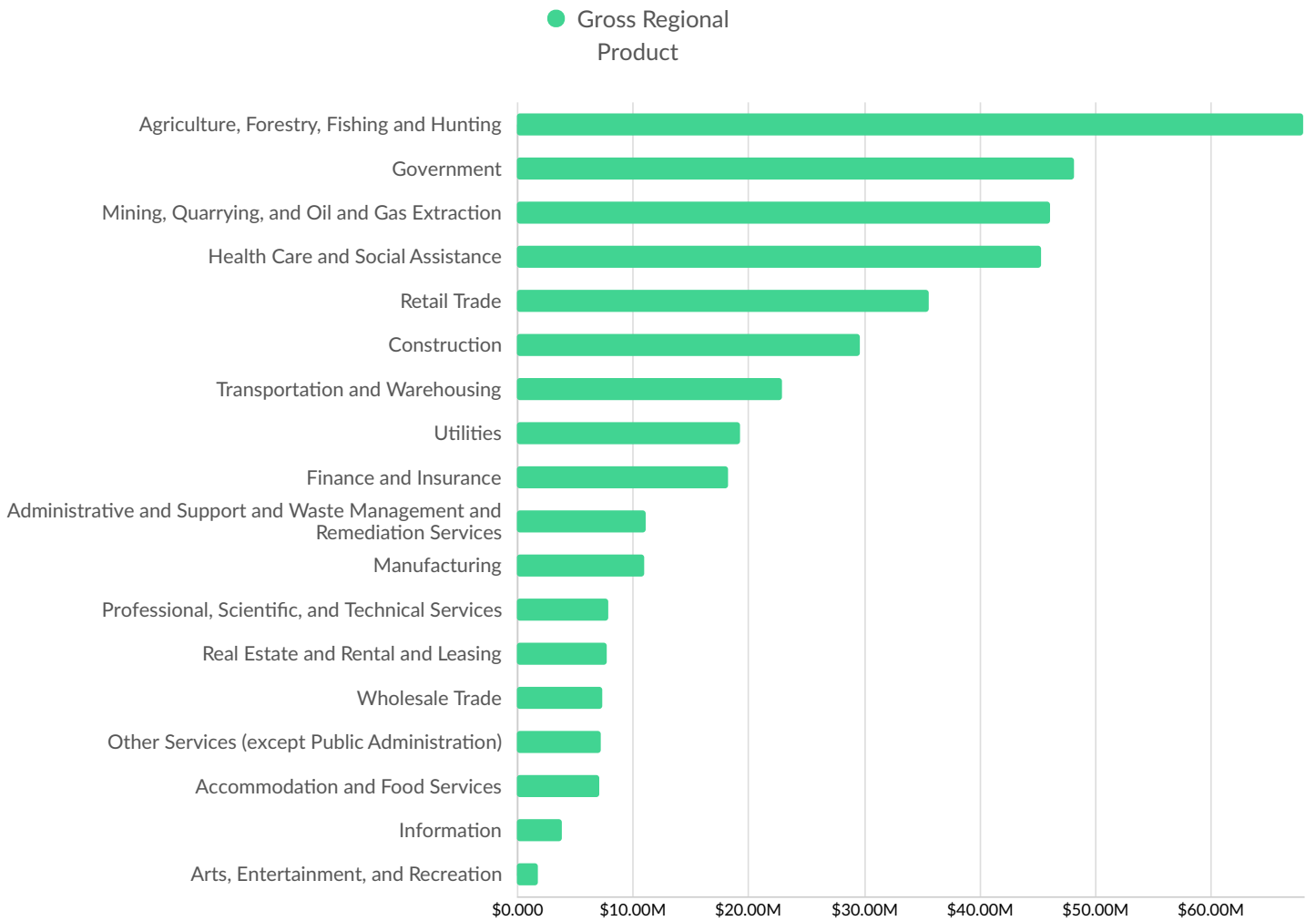
## Top Growing Industries



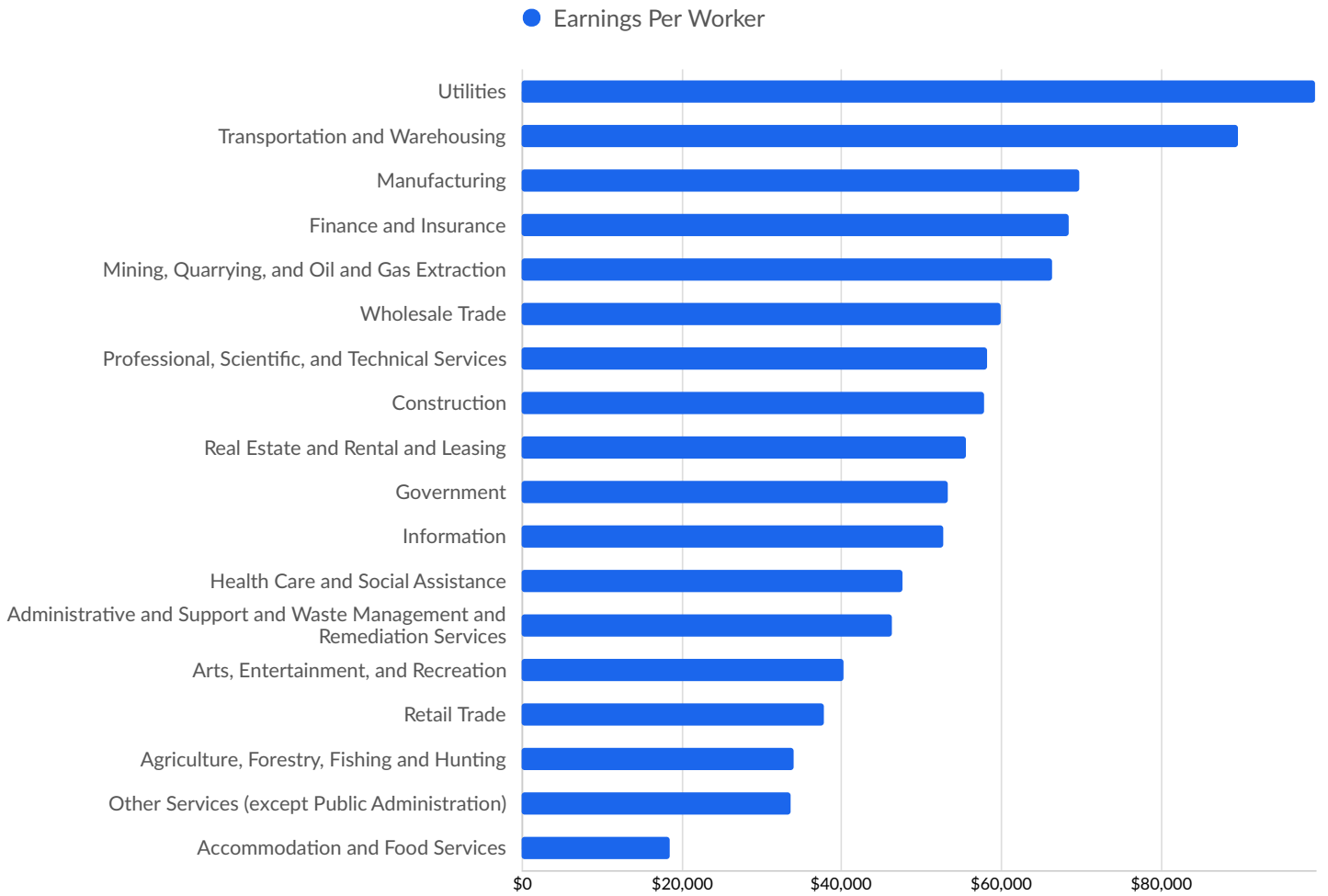
## Top Industry Employment Concentration



## Top Industry GRP























## Top Industry Earnings



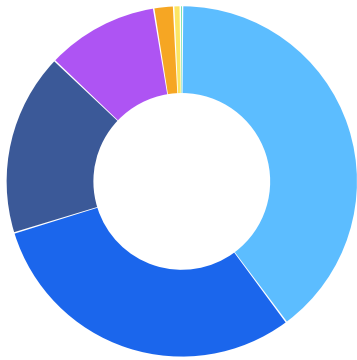
# Business Characteristics

## 908 Companies Employ Your Workers

Online profiles for your workers mention 908 companies as employers, with the top 10 appearing below. In the last 12 months, 103 companies in Haskell County, OK posted job postings, with the top 10 appearing below.

Top Companies	Profiles	Top Companies Posting	Unique Postings
Stigler Public Schools	35 	Dollar General	44 
Ki Bois Community Action Foun...	30 	Choctaw Nation Of Oklahoma	37 
State of Oklahoma	26 	Walmart	32 
Stigler Printing	26 	Taco Bell	23 
Choctaw Nation Of Oklahoma	25 	Choctaw Nation Headstart	20 
Cross Family Of Companies	20 	E-Z Mart	20 
Walmart	20 	GPM Investments	20 
Stigler Health And Wellness Cen...	17 	Livestock Nutrition Center	20 
United States Army	15 	Agape Care Group	16 
Rosewood Industries	13 	Vetted Health	15 

## Business Size

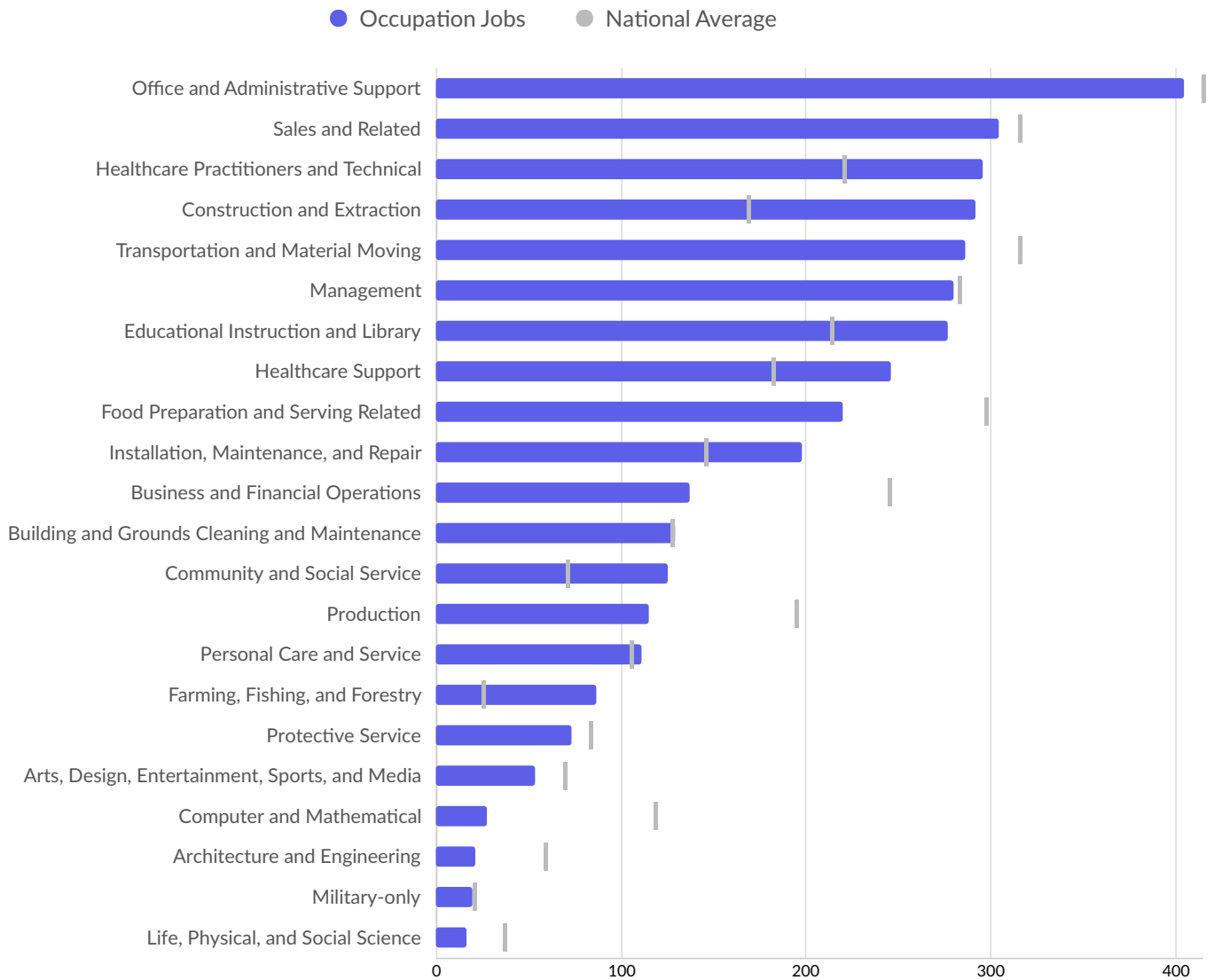


	Percentage	Business Count
● 1 to 4 employees	39.8%	196
● 5 to 9 employees	30.4%	150
● 10 to 19 employees	16.8%	83
● 20 to 49 employees	10.3%	51
● 50 to 99 employees	1.8%	9
● 100 to 249 employees	0.6%	3
● 250 to 499 employees	0.2%	1

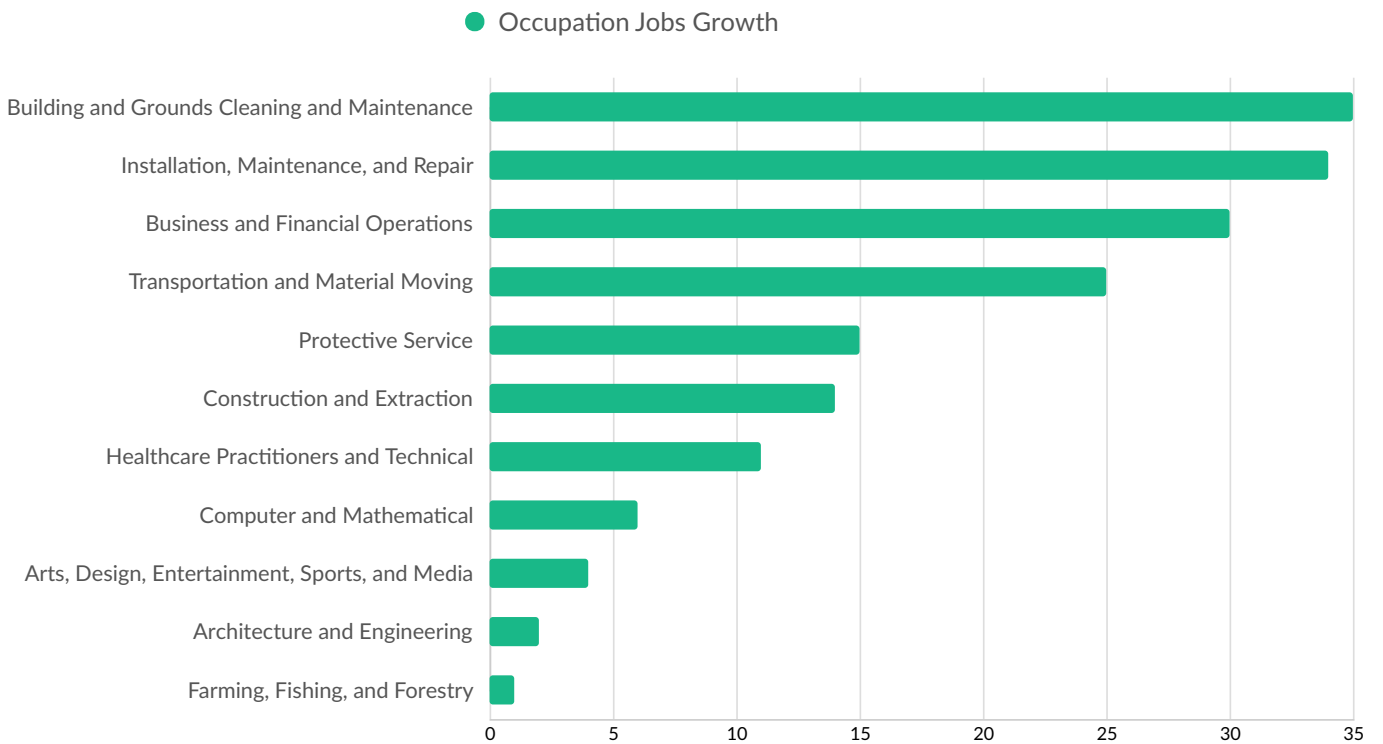
*\*Business Data by DatabaseUSA.com is third-party data provided by Lightcast to its customers as a convenience, and Lightcast does not endorse or warrant its accuracy or consistency with other published Lightcast data. In most cases, the Business Count will not match total companies with profiles on the summary tab.*

# Workforce Characteristics

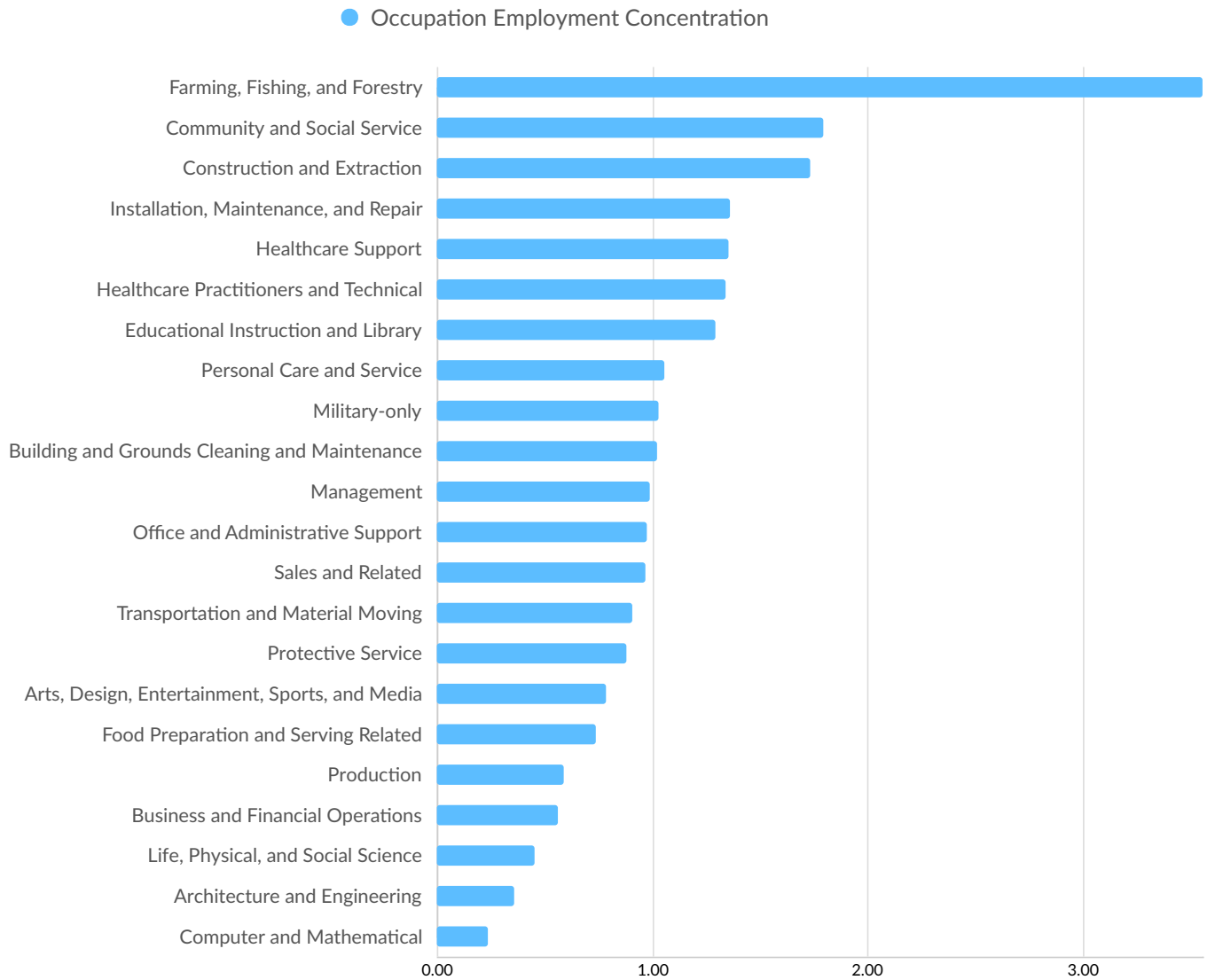
## Largest Occupations



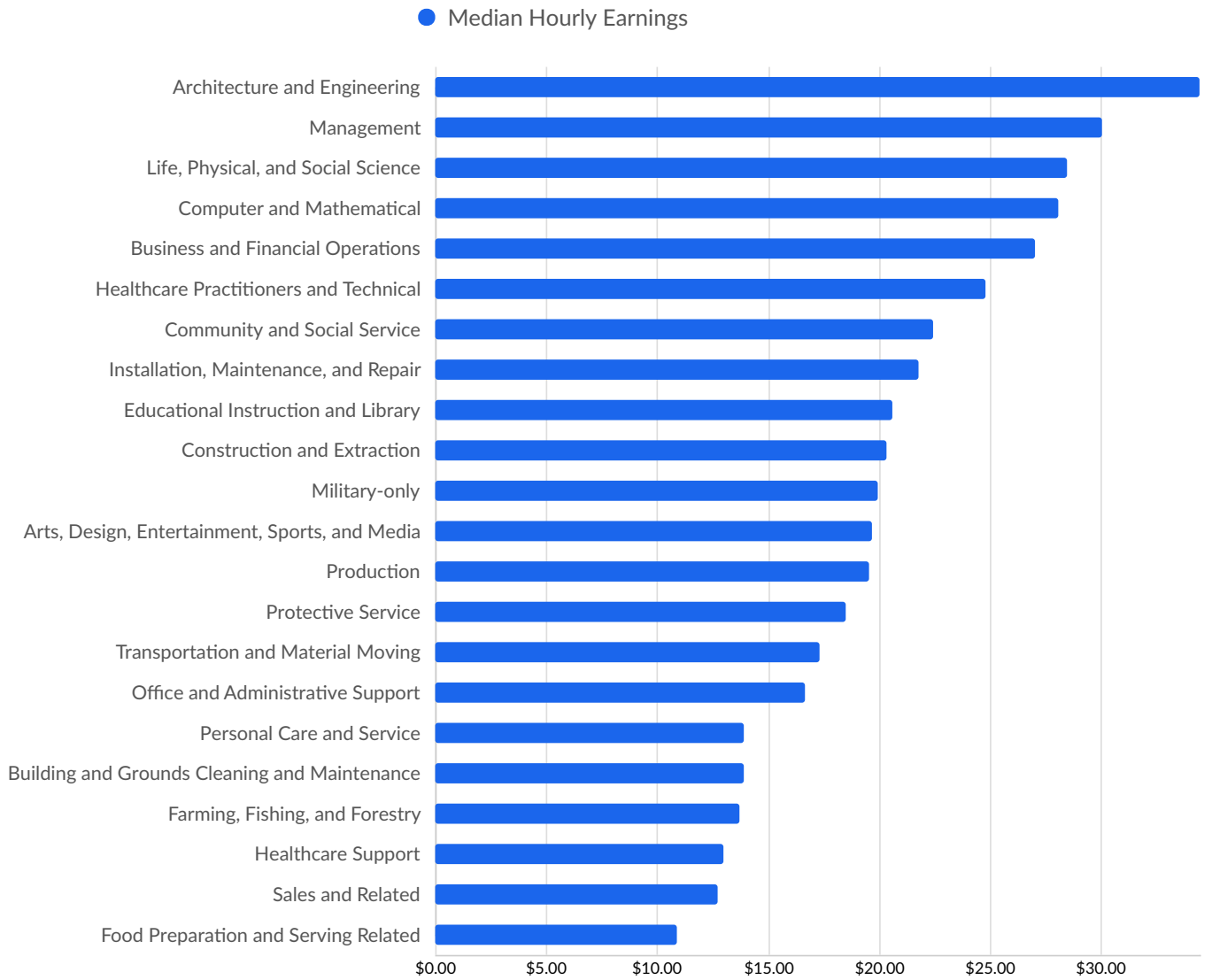
## Top Growing Occupations



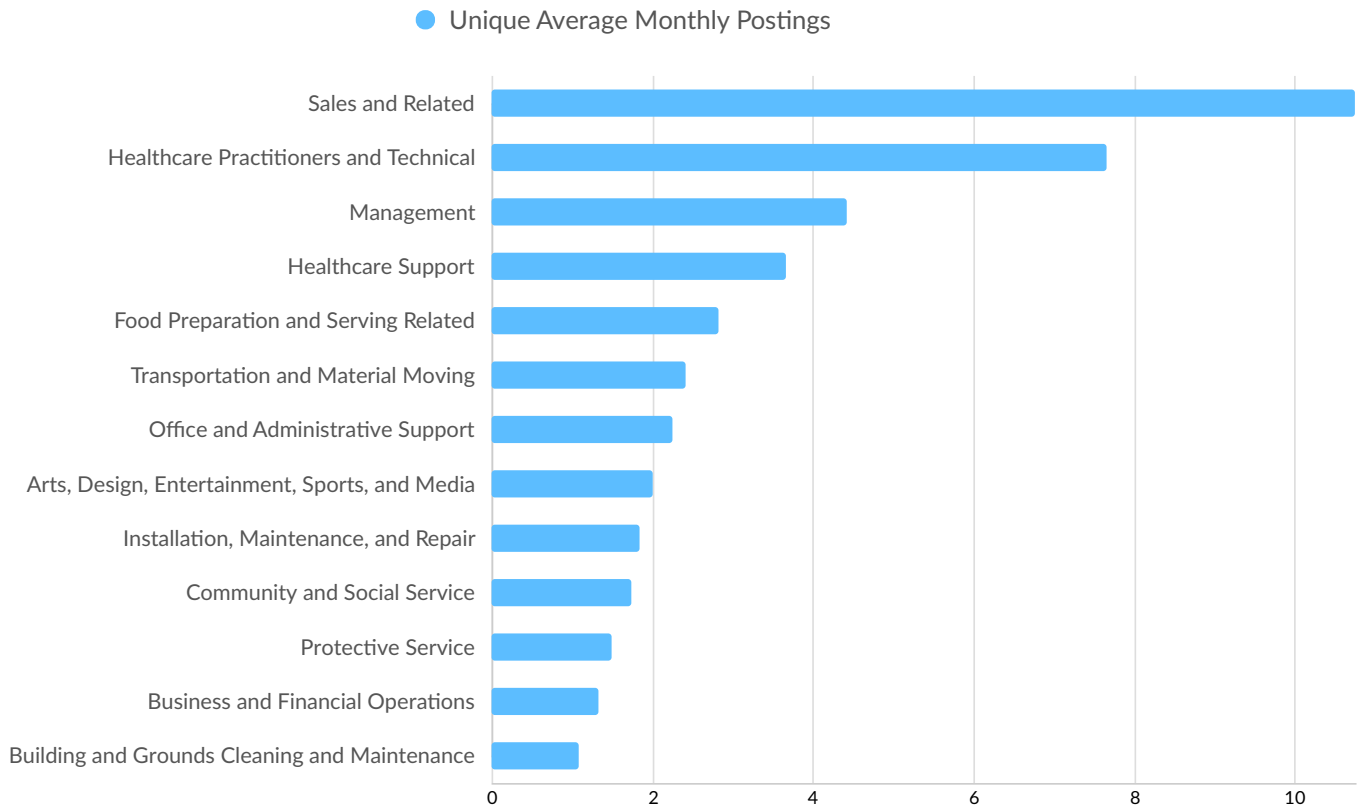
## Top Occupation Employment Concentration



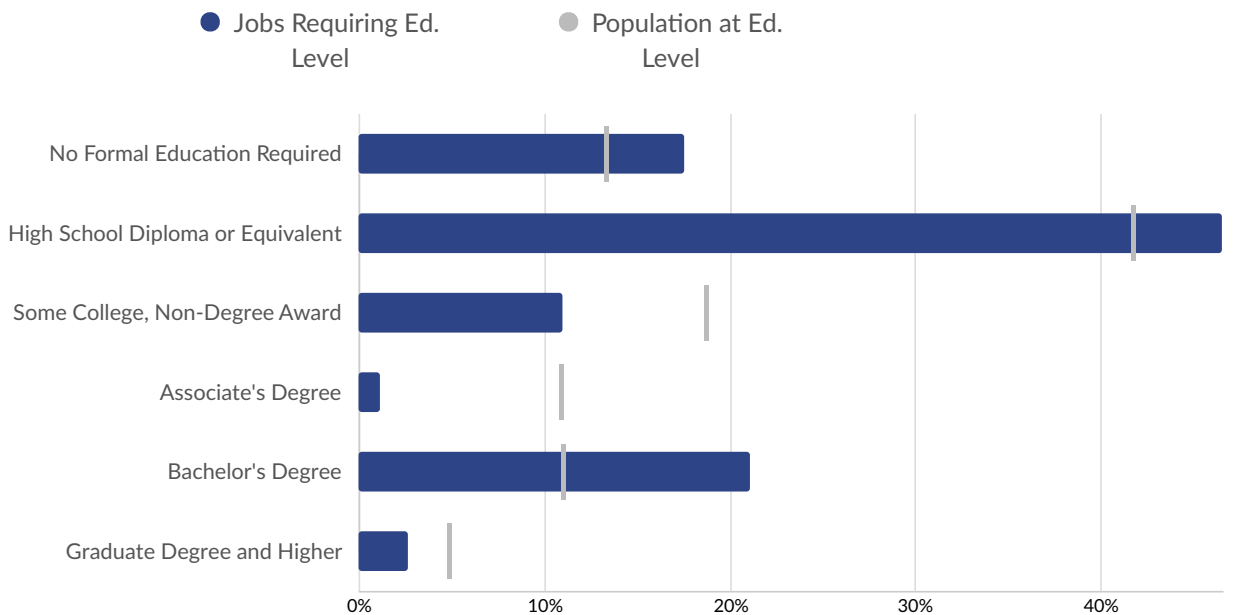
## Top Occupation Earnings



## Top Posted Occupations



## Underemployment



## Educational Pipeline

Over the last 5 years, no schools in Haskell County, OK produced graduates.

# In-Demand Skills

