



Latimer County, OK

Choctaw Nation Economic Development Partnership



Choctaw Nation

Business & Economic Development

PO Box 1210
2807 Enterprise Blvd
Durant, Oklahoma 74702-1210

Contents

Report Parameters	1
Economy Overview	2
Unemployment by Demographics	4
Historic & Projected Trends	8
Population Characteristics	12
Inbound and Outbound Migration	14
Industry Characteristics	16
Business Characteristics	21
Workforce Characteristics	23
Educational Pipeline	28
In-Demand Skills	29

Report Parameters

1 County

40077 Latimer County, OK

Class of Worker

QCEW Employees, Non-QCEW Employees, and Self-Employed

The information in this report pertains to the chosen geographical area.

Economy Overview

9,494

Population (2025)

Population **grew by 10** over the last 5 years but is projected to **decrease by 33** over the next 5 years.

3,672

Total Regional Employment

Jobs **grew by 761** over the last 5 years and are projected to **grow by 429** over the next 5 years.

\$41.0K

Median Household Income (2023)

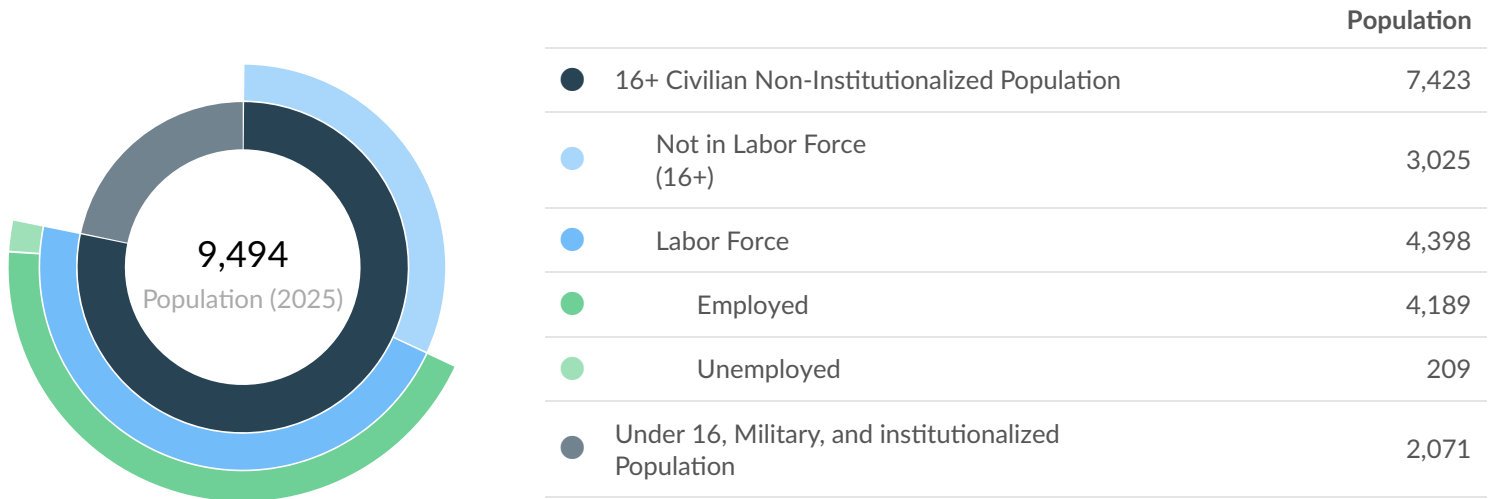
Median household income is **\$37.5K below** the national median household income of \$78.5K.

Takeaways

- As of 2025 the region's population **increased by 0.1%** since 2020, growing by 10. Population is expected to **decrease by 0.3%** between 2025 and 2030, losing 33.
- From 2020 to 2025, jobs **increased by 26.1%** in Latimer County, OK from 2,911 to **3,672**. This change **outpaced the national growth rate of 10.6% by 15.5%**. As the number of jobs increased, the **labor force participation rate increased from 48.9% to 59.2% between 2020 and 2025**.
- Concerning educational attainment, **6.7% of Latimer County, OK residents possess a Bachelor's Degree** (15.1% below the national average), and **15.6% hold an Associate's Degree** (6.7% above the national average).
- The top three industries in 2025 are Local Government, Excluding Education and Hospitals, Education and Hospitals (Local Government), and Education and Hospitals (State Government).

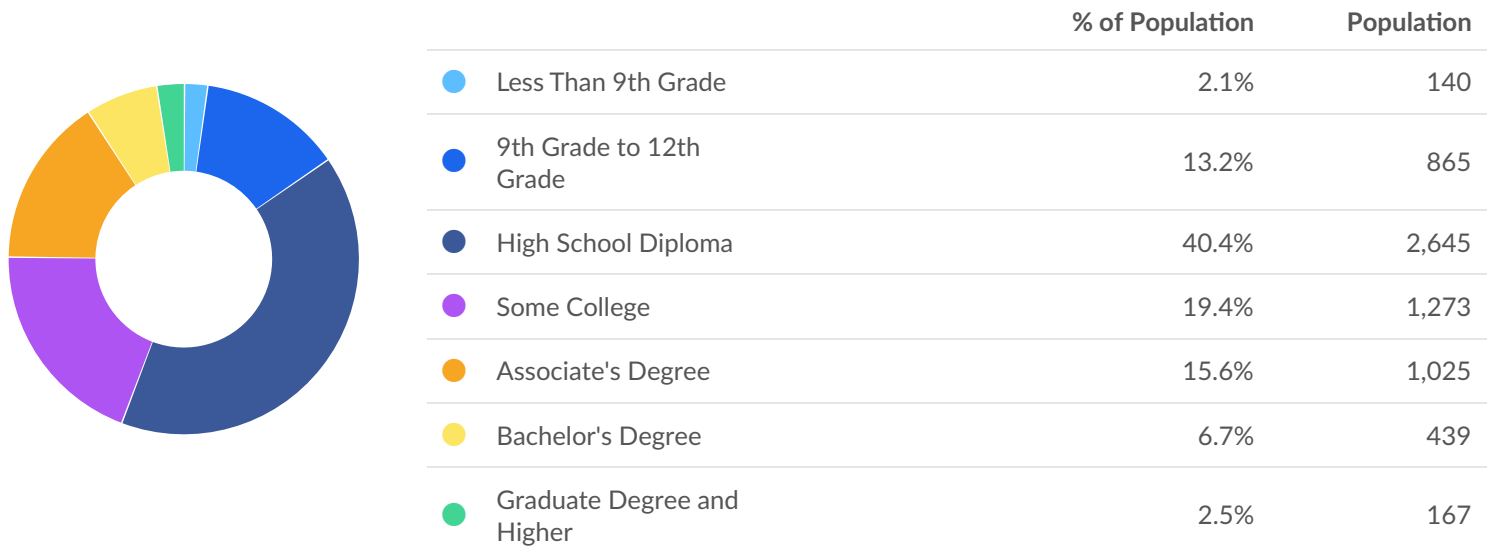
	Population (2025)	Labor Force (Dec 2025)	Jobs (2025)	Cost of Living	GRP	Imports	Exports
Region	9,494	4,398	3,672	88.5	\$443.25M	\$839.13M	\$771.68M
State	4,122,977	2,002,981	1,964,442	93.3	\$270.50B	\$266.82B	\$321.02B

Dec 2025 Labor Force Breakdown



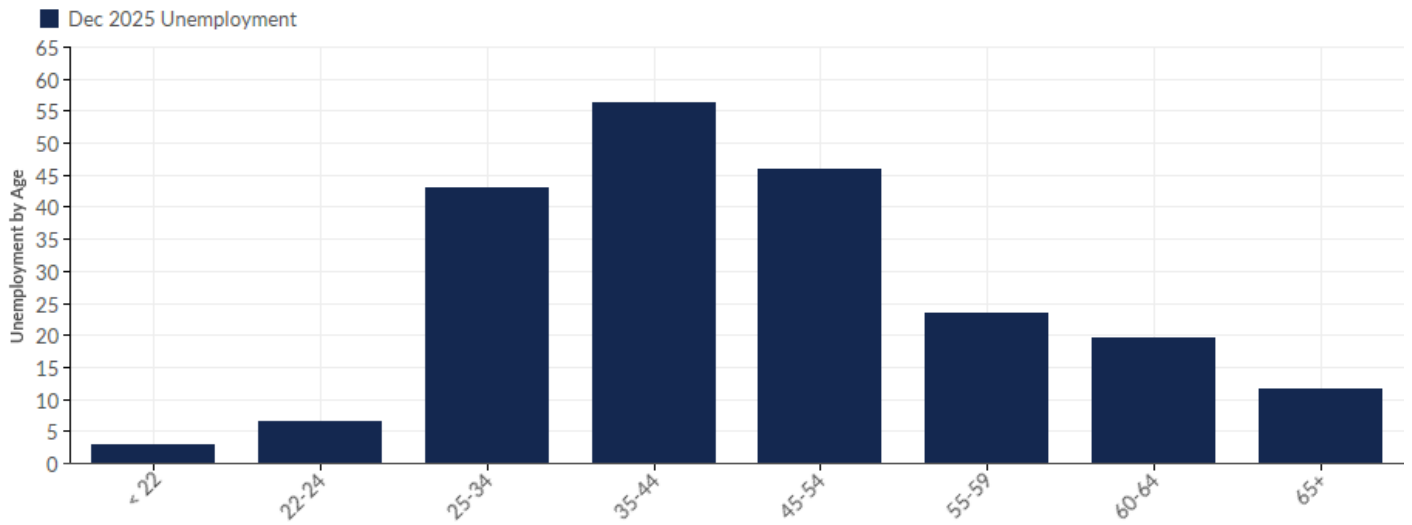
Educational Attainment

Concerning educational attainment, **6.7% of Latimer County, OK residents possess a Bachelor's Degree** (15.1% below the national average), and **15.6% hold an Associate's Degree** (6.7% above the national average).



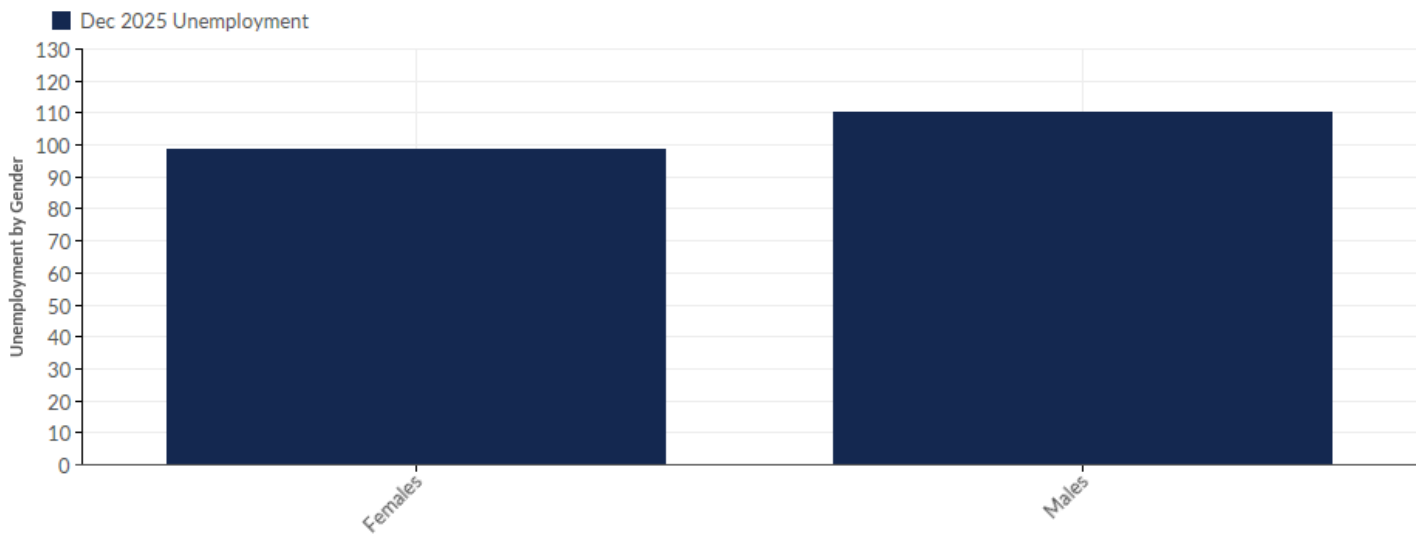
Unemployment by Demographics

Unemployment by Age



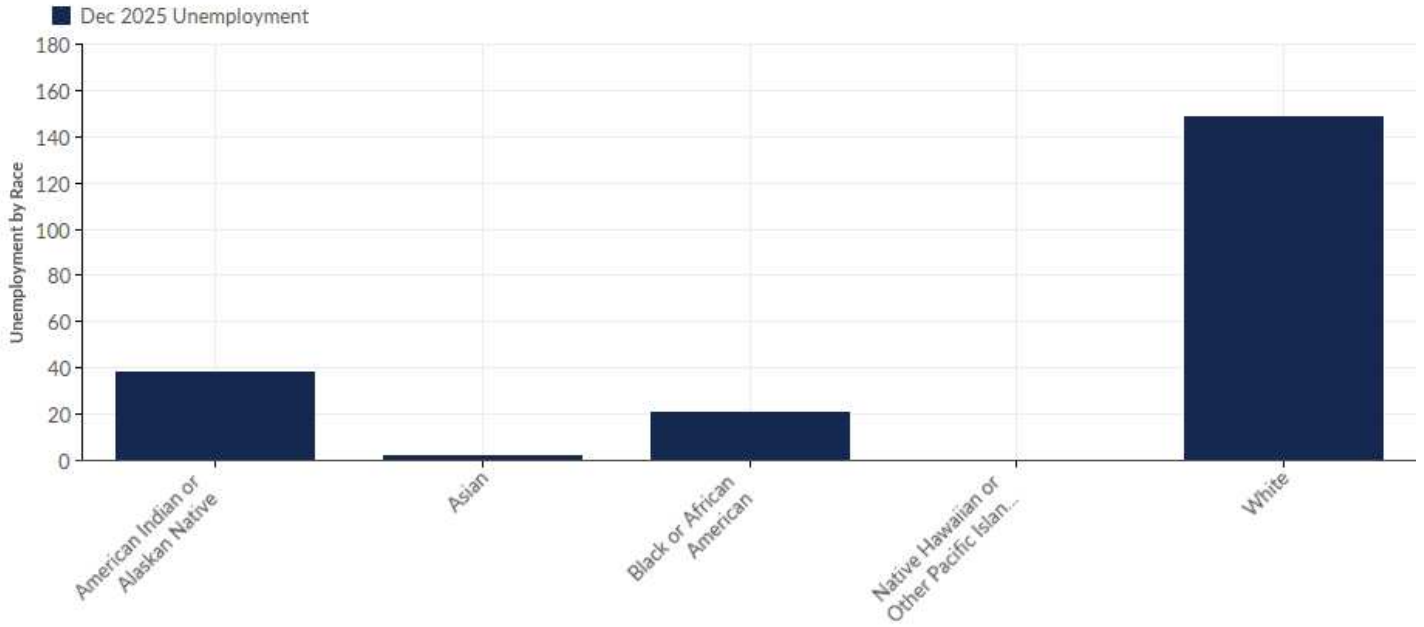
Age	Unemployment (Dec 2025)	% of Unemployed
< 22	3	1.44%
22-24	6	2.87%
25-34	43	20.57%
35-44	56	26.79%
45-54	46	22.01%
55-59	23	11.00%
60-64	20	9.57%
65+	12	5.74%
Total	209	100.00%

Unemployment by Gender



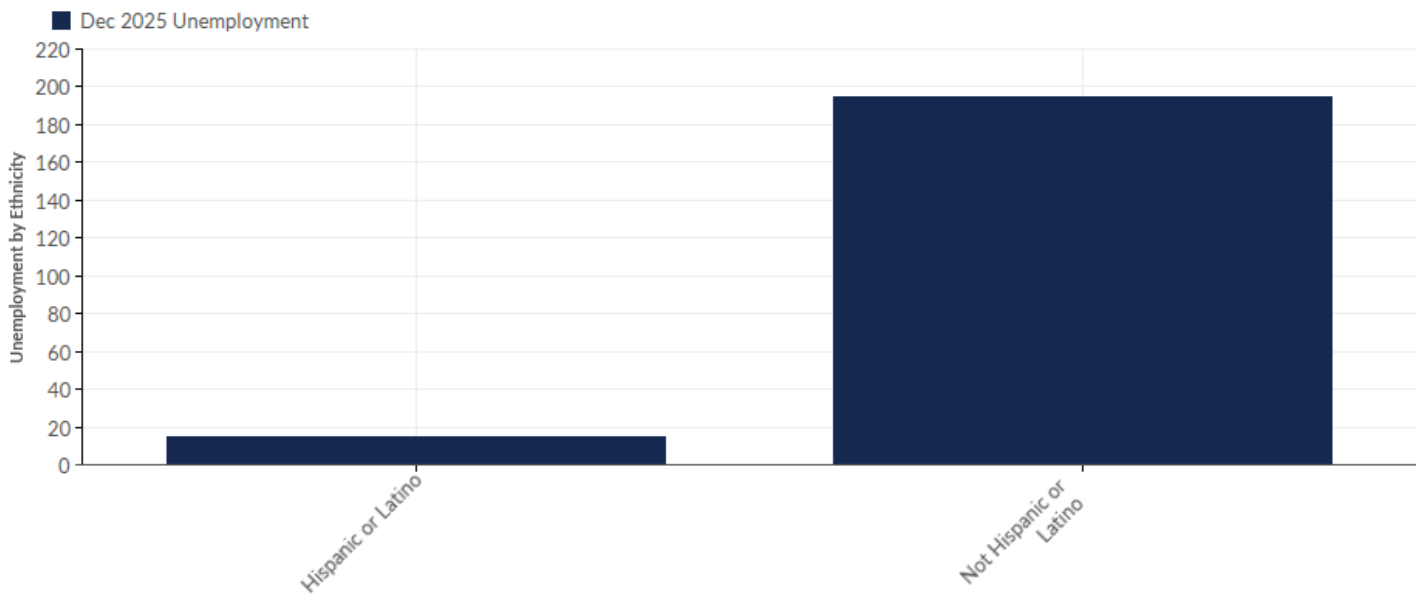
Gender	Unemployment (Dec 2025)	% of Unemployed
Females	99	47.37%
Males	110	52.63%
Total	209	100.00%

Unemployment by Race



Race	Unemployment (Dec 2025)	% of Unemployed
American Indian or Alaskan Native	38	18.18%
Asian	2	0.96%
Black or African American	21	10.05%
Native Hawaiian or Other Pacific Islander	0	0.00%
White	148	70.81%
Total	209	100.00%

Unemployment by Ethnicity

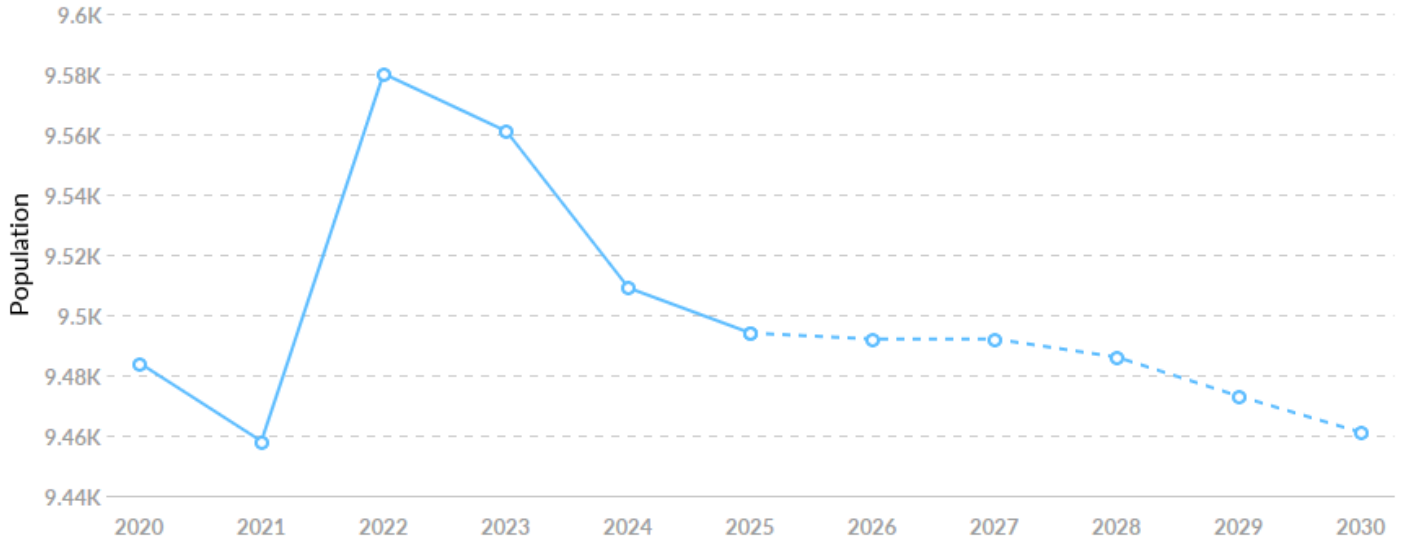


Ethnicity	Unemployment (Dec 2025)	% of Unemployed
Hispanic or Latino	14	6.70%
Not Hispanic or Latino	195	93.30%
Total	209	100.00%

Historic & Projected Trends

Population Trends

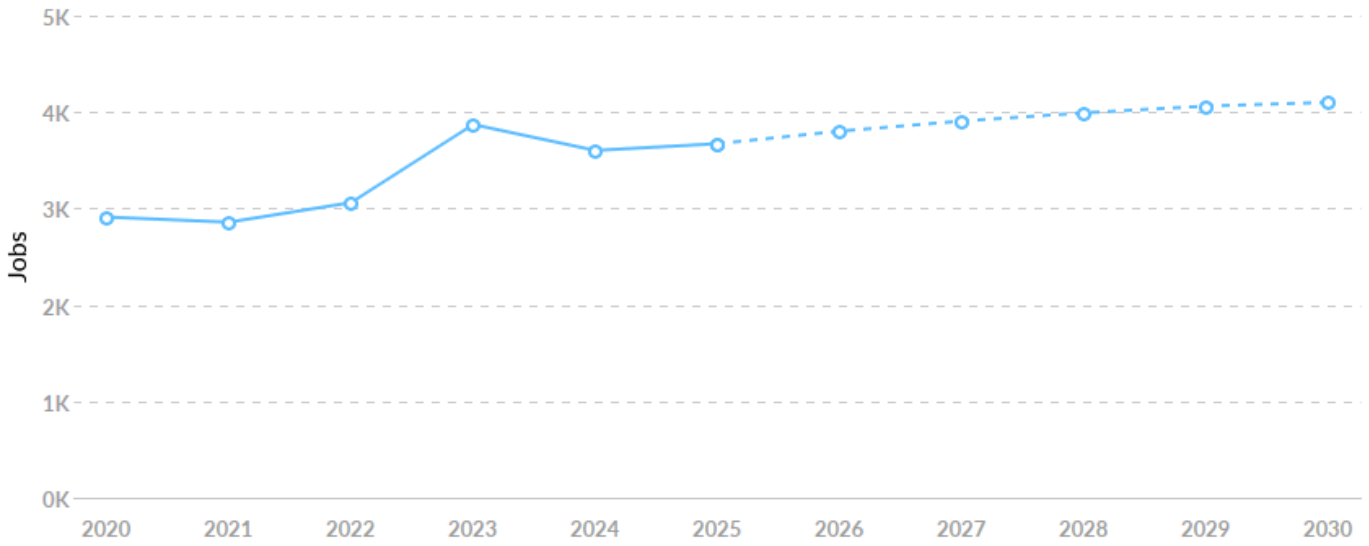
As of 2025 the region's population increased by 0.1% since 2020, growing by 10. Population is expected to decrease by 0.3% between 2025 and 2030, losing 33.



Timeframe	Population
2020	9,484
2021	9,458
2022	9,580
2023	9,561
2024	9,509
2025	9,494
2026	9,492
2027	9,492
2028	9,486
2029	9,473
2030	9,461

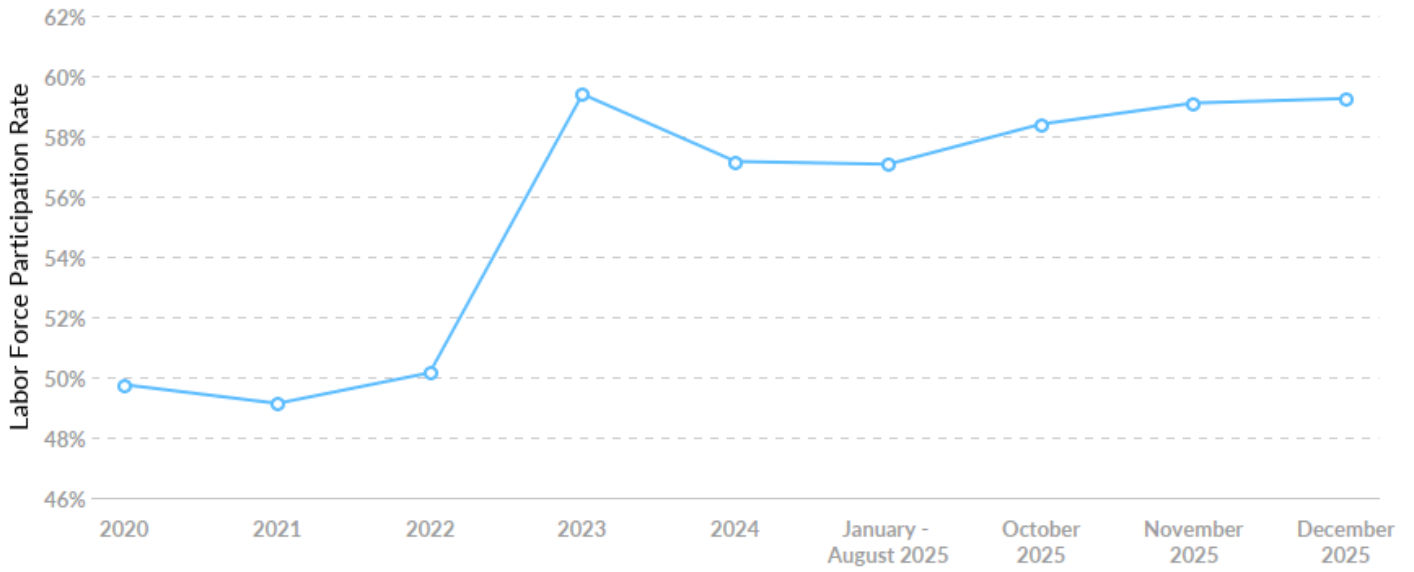
Job Trends

From 2020 to 2025, jobs increased by 26.1% in Latimer County, OK from 2,911 to 3,672. This change outpaced the national growth rate of 10.6% by 15.5%.



Timeframe	Jobs
2020	2,911
2021	2,858
2022	3,061
2023	3,871
2024	3,602
2025	3,672
2026	3,802
2027	3,907
2028	3,992
2029	4,062
2030	4,101

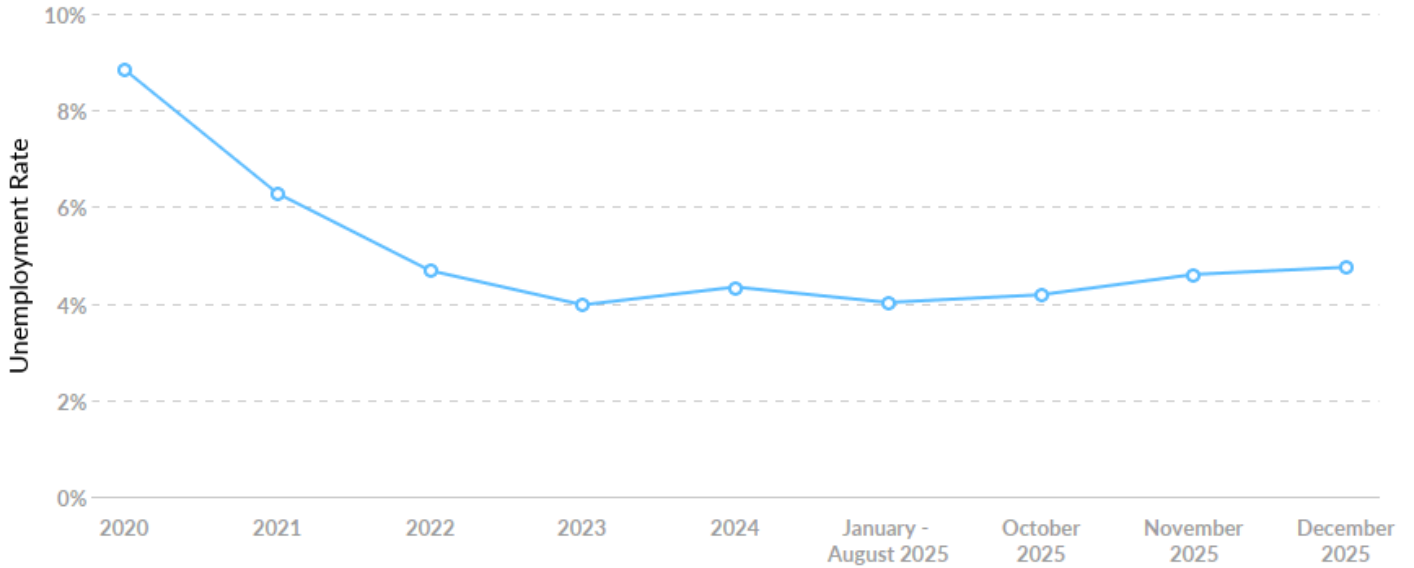
Labor Force Participation Rate Trends



Timeframe	Labor Force Participation Rate
2020	49.75%
2021	49.13%
2022	50.15%
2023	59.39%
2024	57.16%
January - August 2025	57.07%
October 2025	58.40%
November 2025	59.10%
December 2025	59.25%

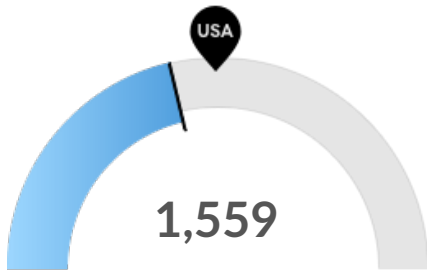
Unemployment Rate Trends

Latimer County, OK had a December 2025 unemployment rate of 4.75%, **decreasing from 8.84%** 5 years before.



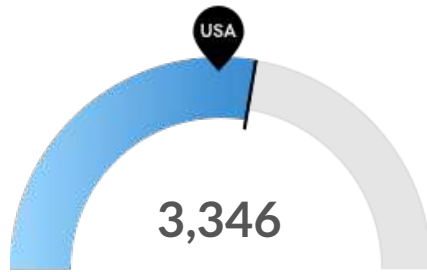
Timeframe	Unemployment Rate
2020	8.84%
2021	6.28%
2022	4.68%
2023	3.97%
2024	4.34%
January - August 2025	4.02%
October 2025	4.18%
November 2025	4.60%
December 2025	4.75%

Population Characteristics



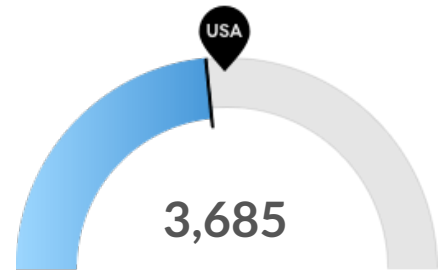
Millennials

Latimer County, OK has 1,559 millennials (ages 25-39). The national average for an area this size is 1,947.



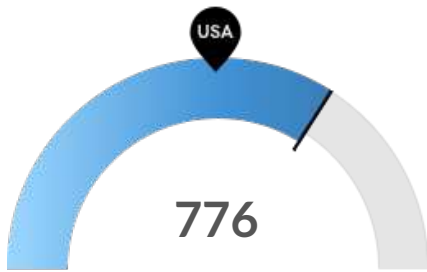
Retiring Soon

Retirement risk is high in Latimer County, OK. The national average for an area this size is 2,875 people 55 or older, while there are 3,346 here.



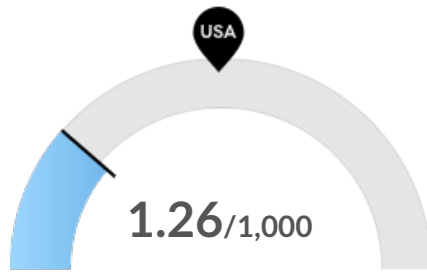
Racial Diversity

Racial diversity is about average in Latimer County, OK. The national average for an area this size is 4,045 racially diverse people, while there are 3,685 here.



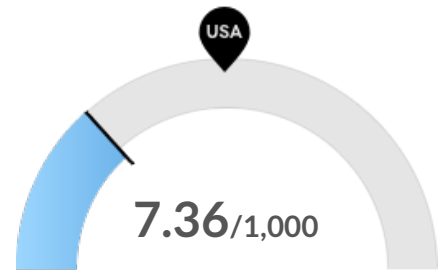
Veterans

Latimer County, OK has 776 veterans. The national average for an area this size is 470.



Violent Crime

Latimer County, OK has 1.26 violent crimes per 1,000 people. The national rate is 3.38 per 1,000 people.

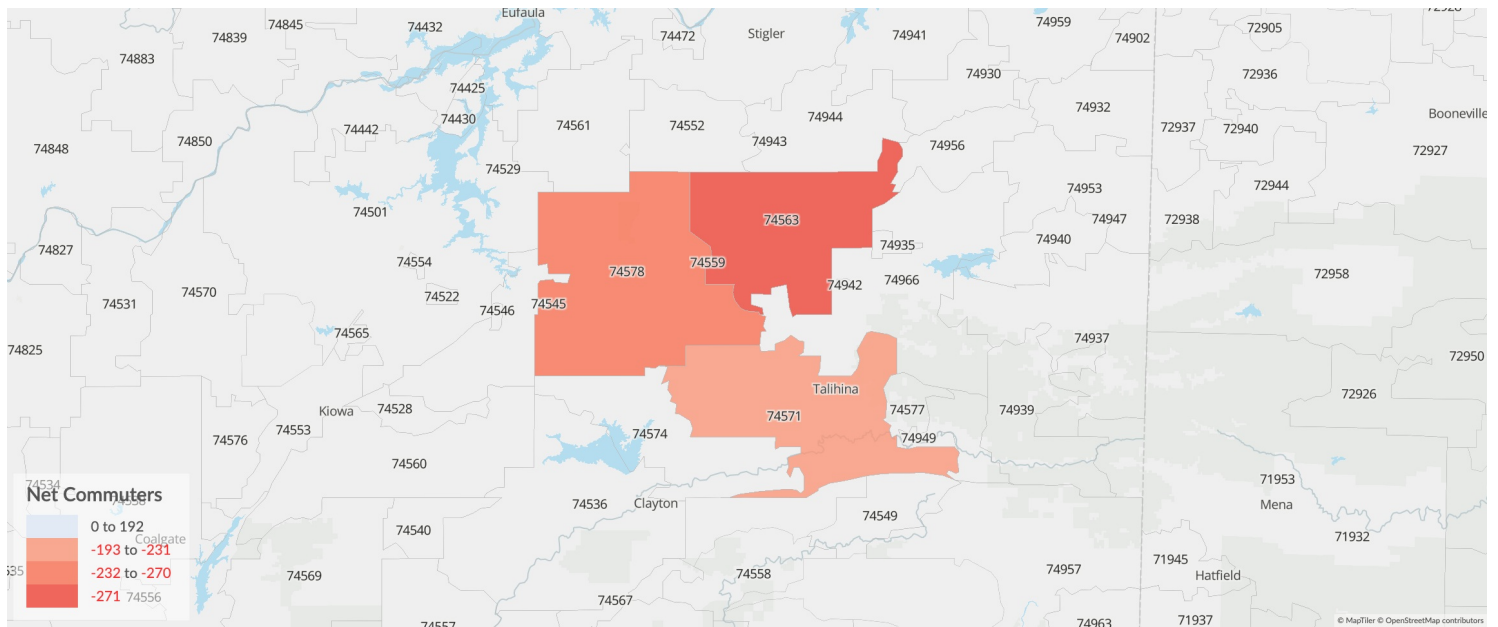


Property Crime

Latimer County, OK has 7.36 property crimes per 1,000 people. The national rate is 16.44 per 1,000 people.

Place of Work vs Place of Residence

Understanding where talent in Latimer County, OK currently works compared to where talent lives can help you optimize site decisions.



Where Talent Works

ZIP	Name	2025 Employment
74578	Wilburton, OK (in Latim...	2,195
74571	Talihina, OK (in Latimer ...	967
74563	Red Oak, OK (in Latimer...	471
74559	Panola, OK (in Latimer c...	39
74545	Gowen, OK (in Latimer ...	0

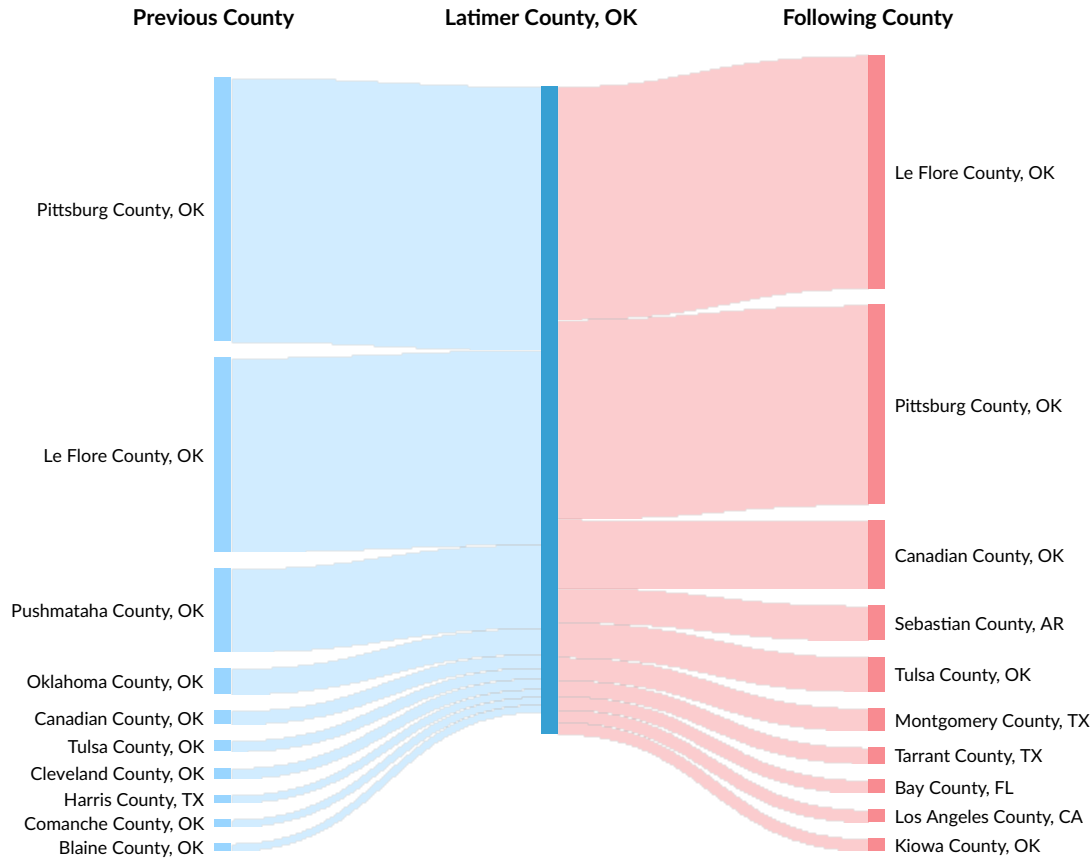
Where Talent Lives

ZIP	Name	2025 Workers
74578	Wilburton, OK (in Latim...	2,427
74571	Talihina, OK (in Latimer ...	1,160
74563	Red Oak, OK (in Latimer...	743
74559	Panola, OK (in Latimer c...	39
74545	Gowen, OK (in Latimer ...	0

Inbound and Outbound Migration

The table below analyzes past and current residents of Latimer County, OK. The left column shows residents of other counties migrating to Latimer County, OK. The right column shows residents migrating from Latimer County, OK to other counties.

As of 2022, 127 people have migrated from Pittsburg County, OK to Latimer County, OK. In the same year, 112 people left Latimer County, OK migrating to Le Flore County, OK. The total Net Migration for Latimer County, OK in 2022 was 154.

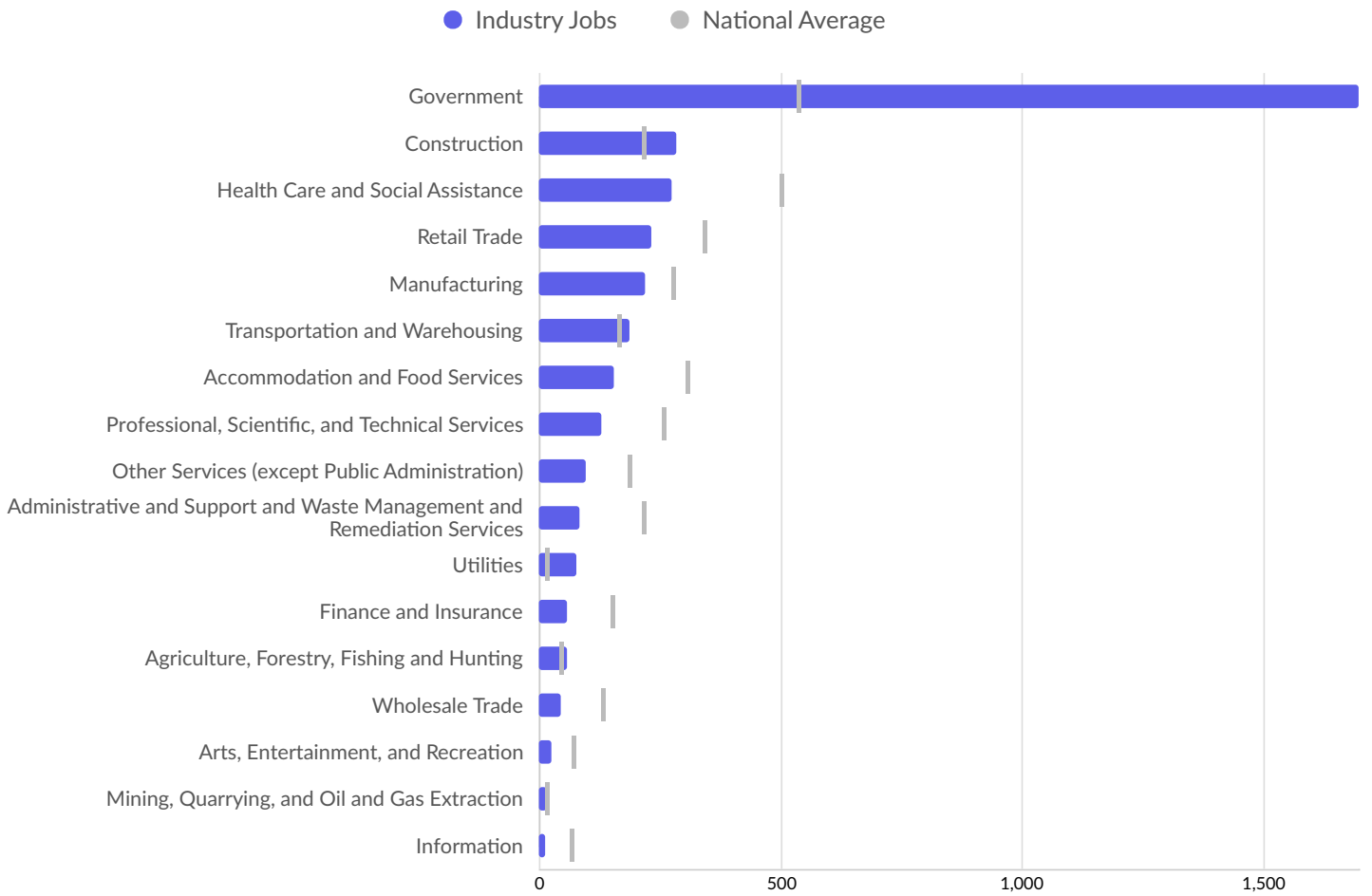


Top Previous Counties	Migrations
Pittsburg County, OK	127
Le Flore County, OK	93
Pushmataha County, OK	40
Oklahoma County, OK	12
Canadian County, OK	7
Tulsa County, OK	5

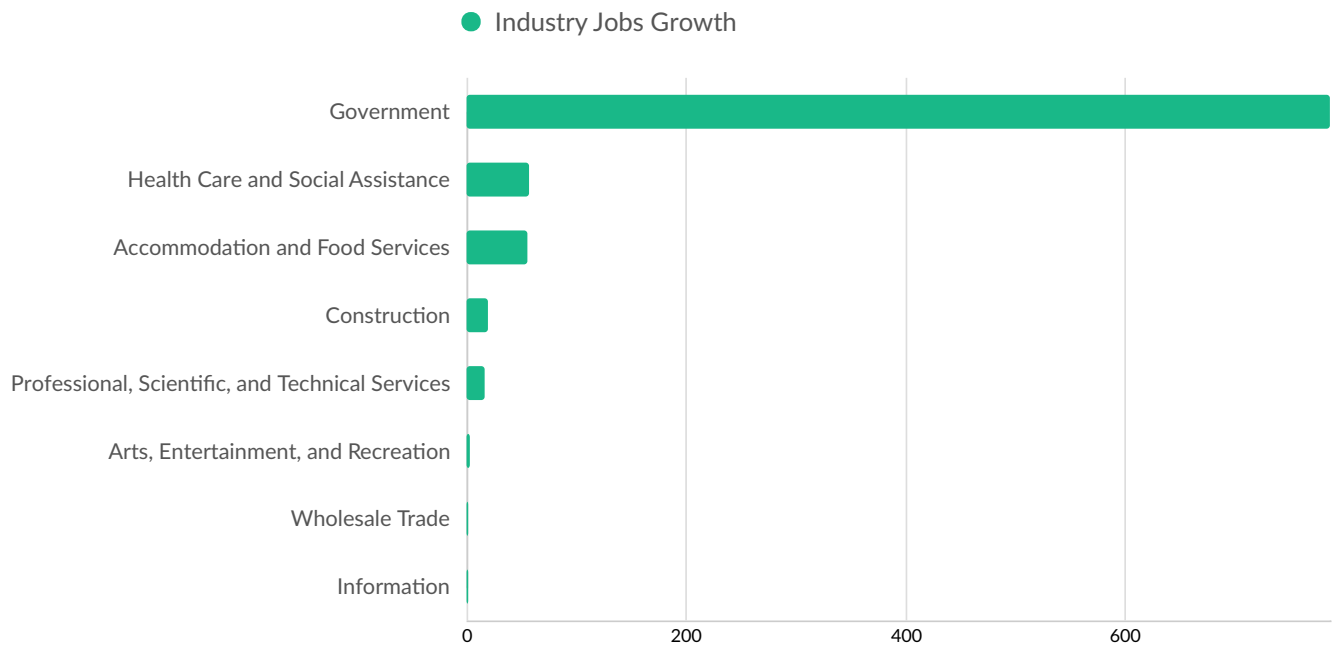
Top Previous Counties	Migrations
Cleveland County, OK	5
Harris County, TX	4
Comanche County, OK	4
Blaine County, OK	4
Payne County, OK	3
Creek County, OK	3
Muskogee County, OK	3
Pottawatomie County, OK	3
Tarrant County, TX	3
Top Following Counties	Migrations
Le Flore County, OK	112
Pittsburg County, OK	96
Canadian County, OK	33
Sebastian County, AR	17
Tulsa County, OK	17
Montgomery County, TX	11
Tarrant County, TX	8
Bay County, FL	6
Los Angeles County, CA	6
Kiowa County, OK	6
Cherokee County, OK	5
Oklahoma County, OK	4
Pushmataha County, OK	4
Travis County, TX	4
Granville County, NC	4

Industry Characteristics

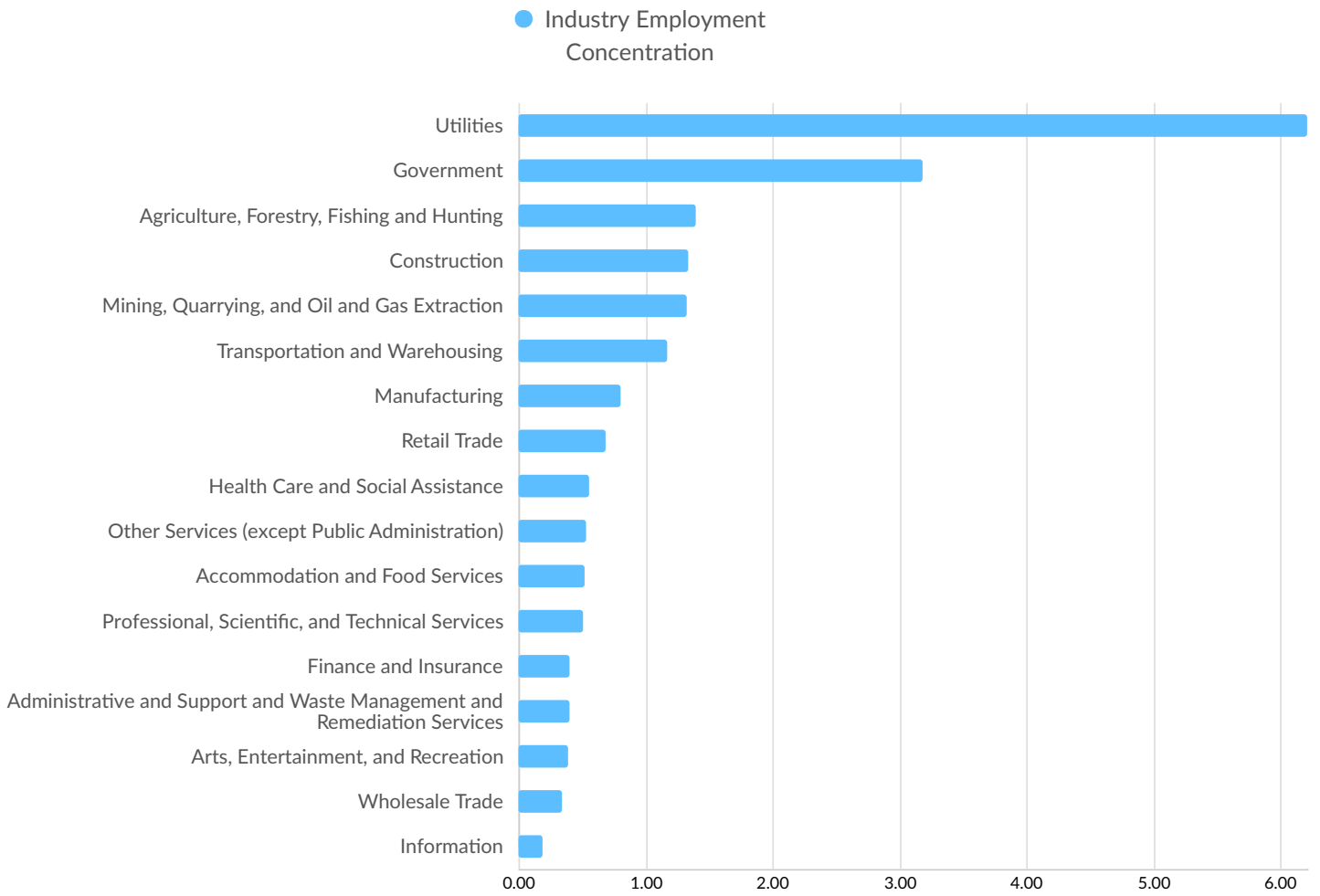
Largest Industries



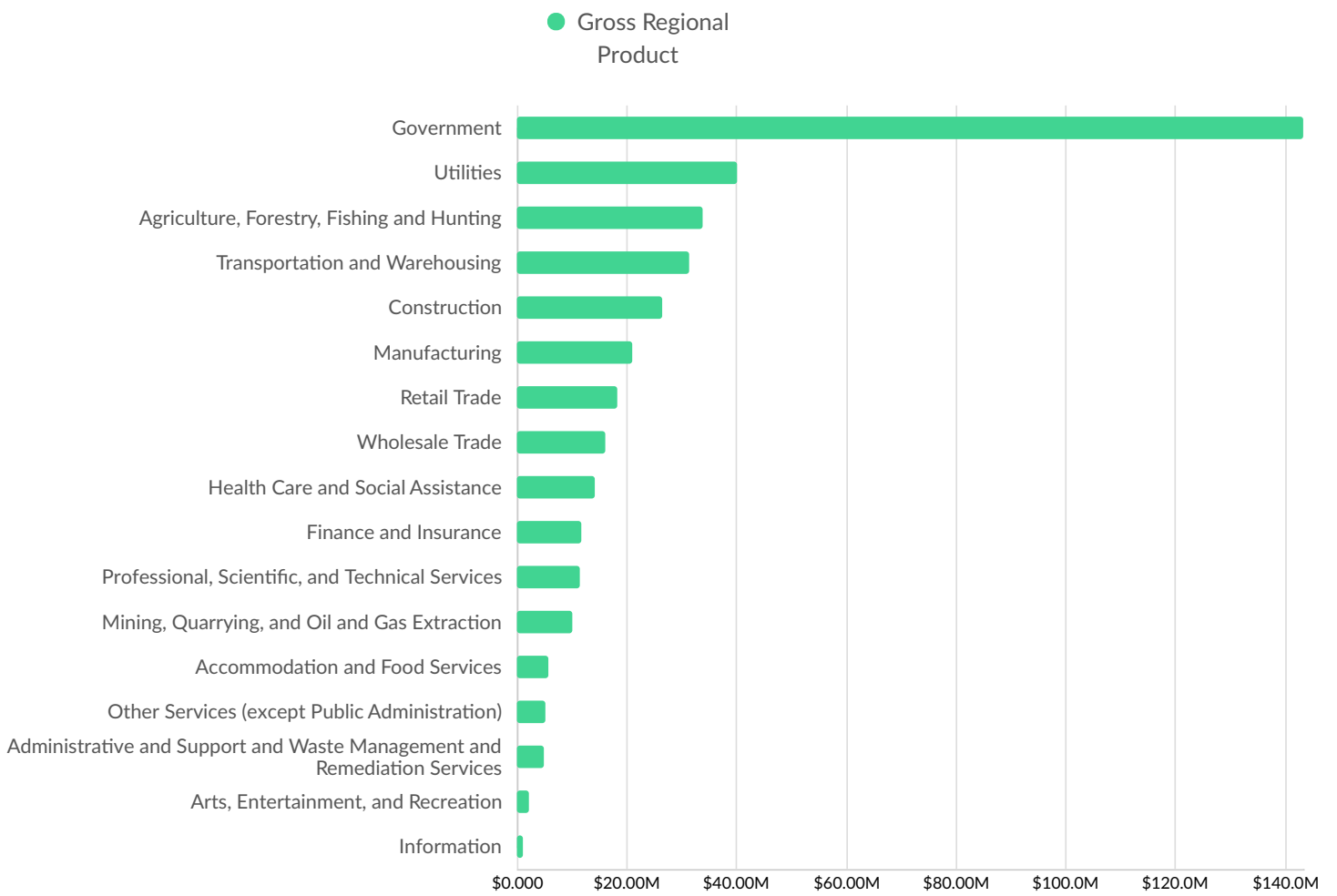
Top Growing Industries



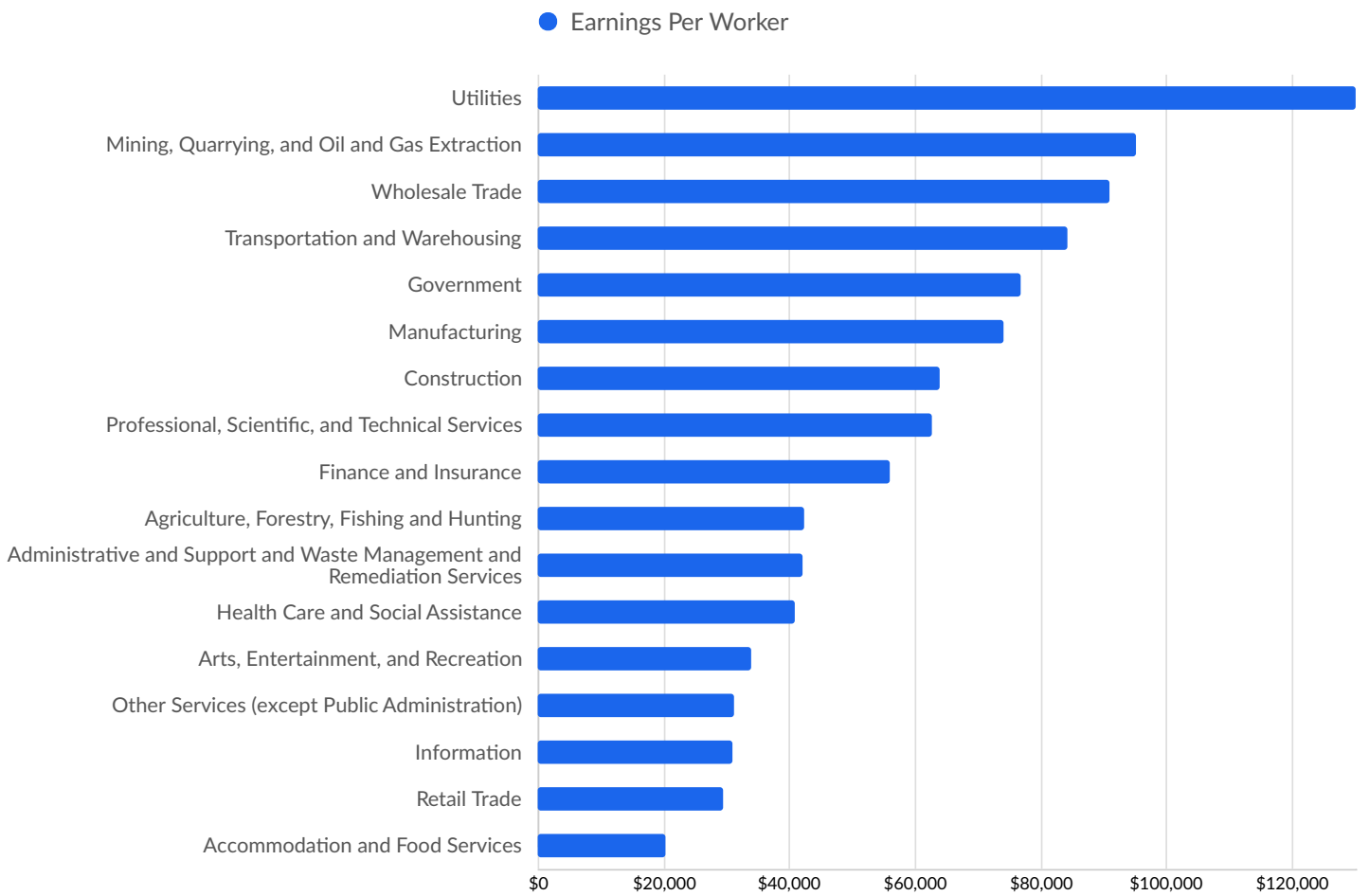
Top Industry Employment Concentration



Top Industry GRP













Top Industry Earnings













Business Characteristics

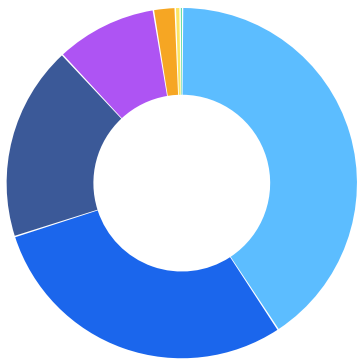
682 Companies Employ Your Workers

Online profiles for your workers mention 682 companies as employers, with the top 10 appearing below. In the last 12 months, 128 companies in Latimer County, OK posted job postings, with the top 10 appearing below.

Top Companies	Profiles
Choctaw Nation Of Oklahoma	123 
Eastern Oklahoma State College	71 
Choctaw Nation Health Authority	58 
Franklin Electric	41 
Choctaw Nation Health Services...	31 
BP	16 
State of Oklahoma	15 
Talihina Public School	15 
Dollar General	10 
McDonald's	10 

Top Companies Posting	Unique Postings
Choctaw Nation Of Oklahoma	171 
Choctaw Nation Headstart	97 
Dollar General	36 
Eastern Oklahoma State College	35 
GPM Investments	25 
E-Z Mart	24 
Franklin Electric	20 
Elara Caring	12 
TMC Transportation	12 
Bct Greater Austin And The Stat...	11 

Business Size

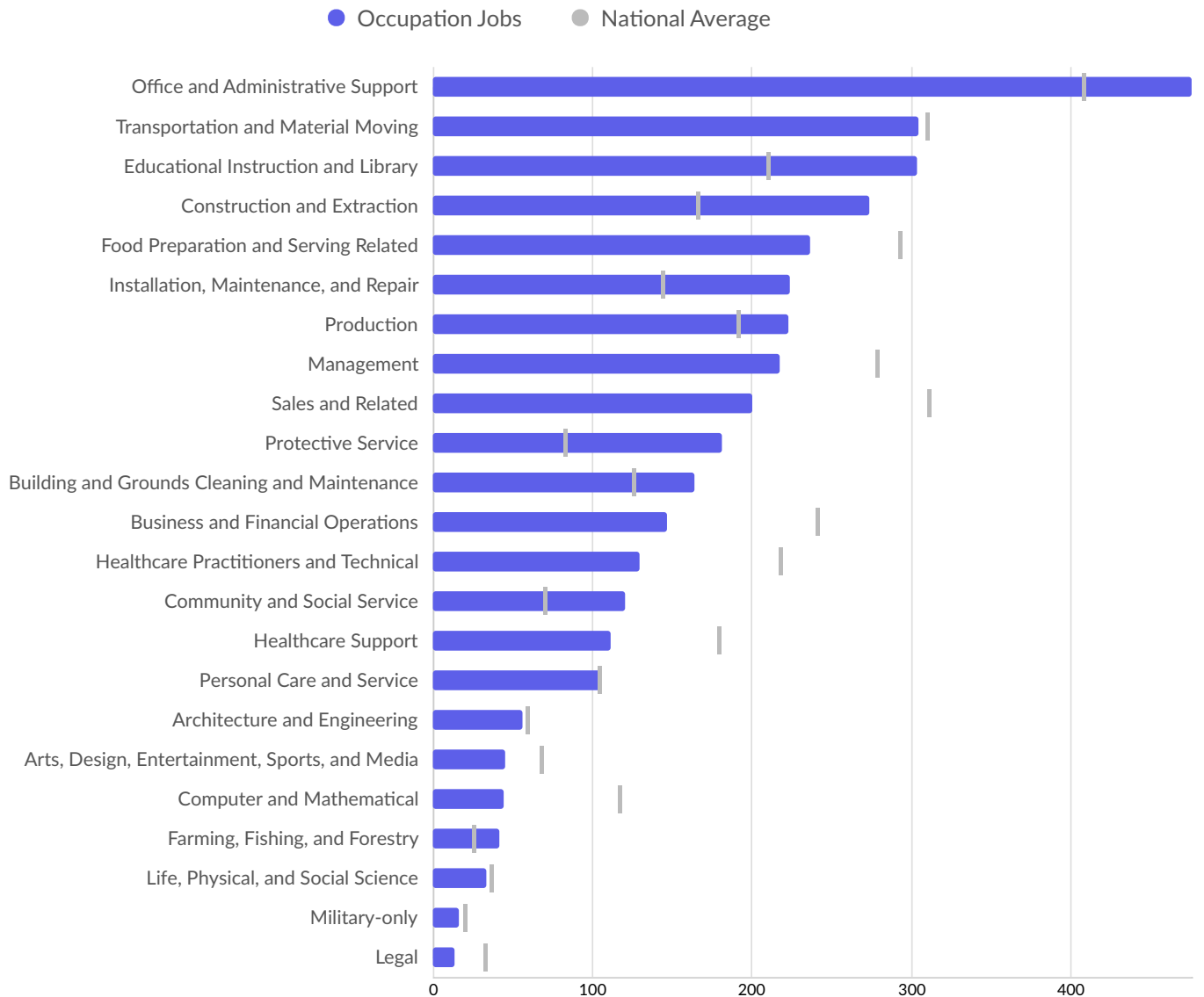


	Percentage	Business Count
1 to 4 employees	40.7%	183
5 to 9 employees	29.3%	132
10 to 19 employees	18.0%	81
20 to 49 employees	9.3%	42
50 to 99 employees	2.0%	9
100 to 249 employees	0.4%	2
500+ employees	0.2%	1

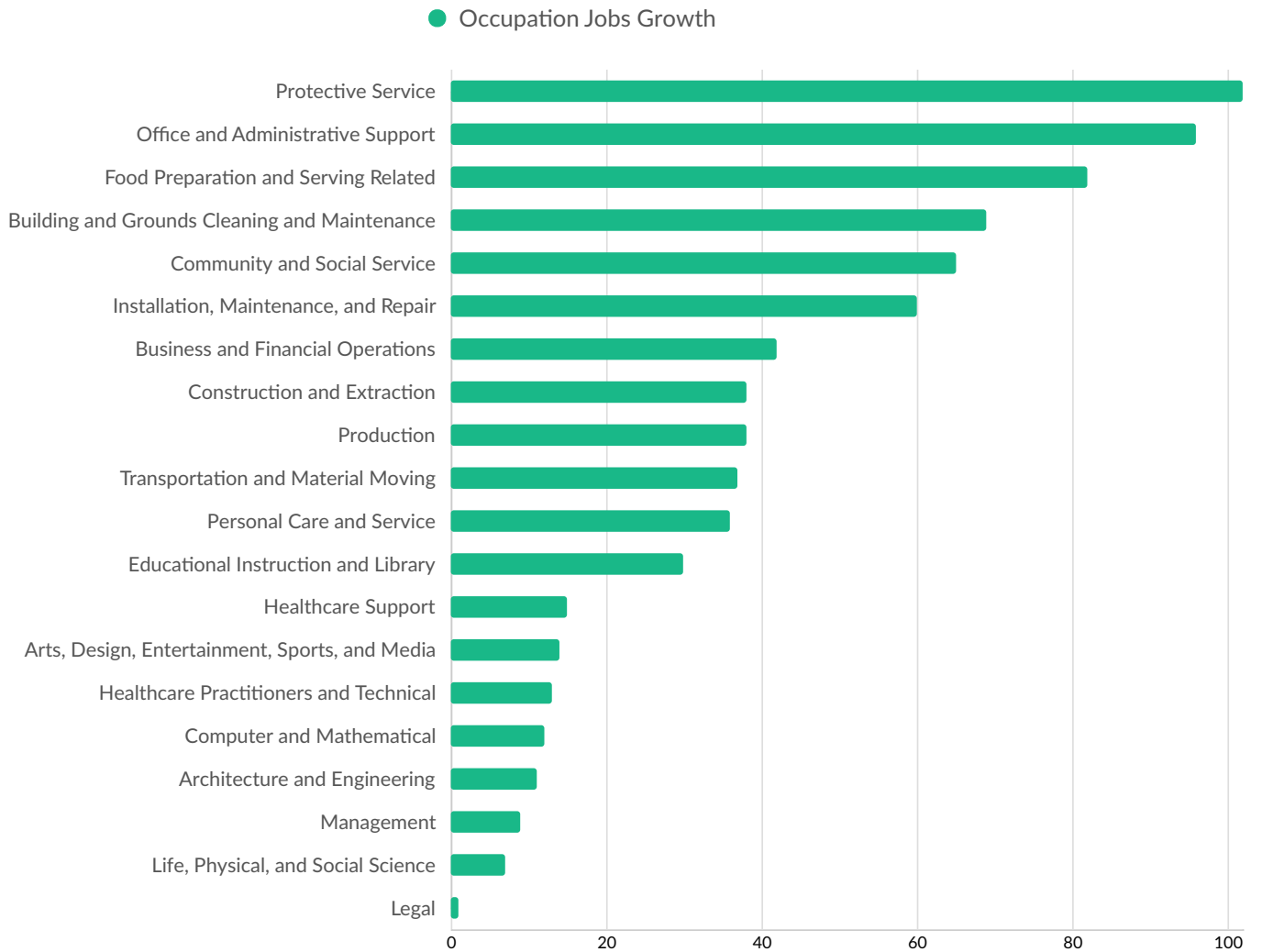
*Business Data by DatabaseUSA.com is third-party data provided by Lightcast to its customers as a convenience, and Lightcast does not endorse or warrant its accuracy or consistency with other published Lightcast data. In most cases, the Business Count will not match total companies with profiles on the summary tab.

Workforce Characteristics

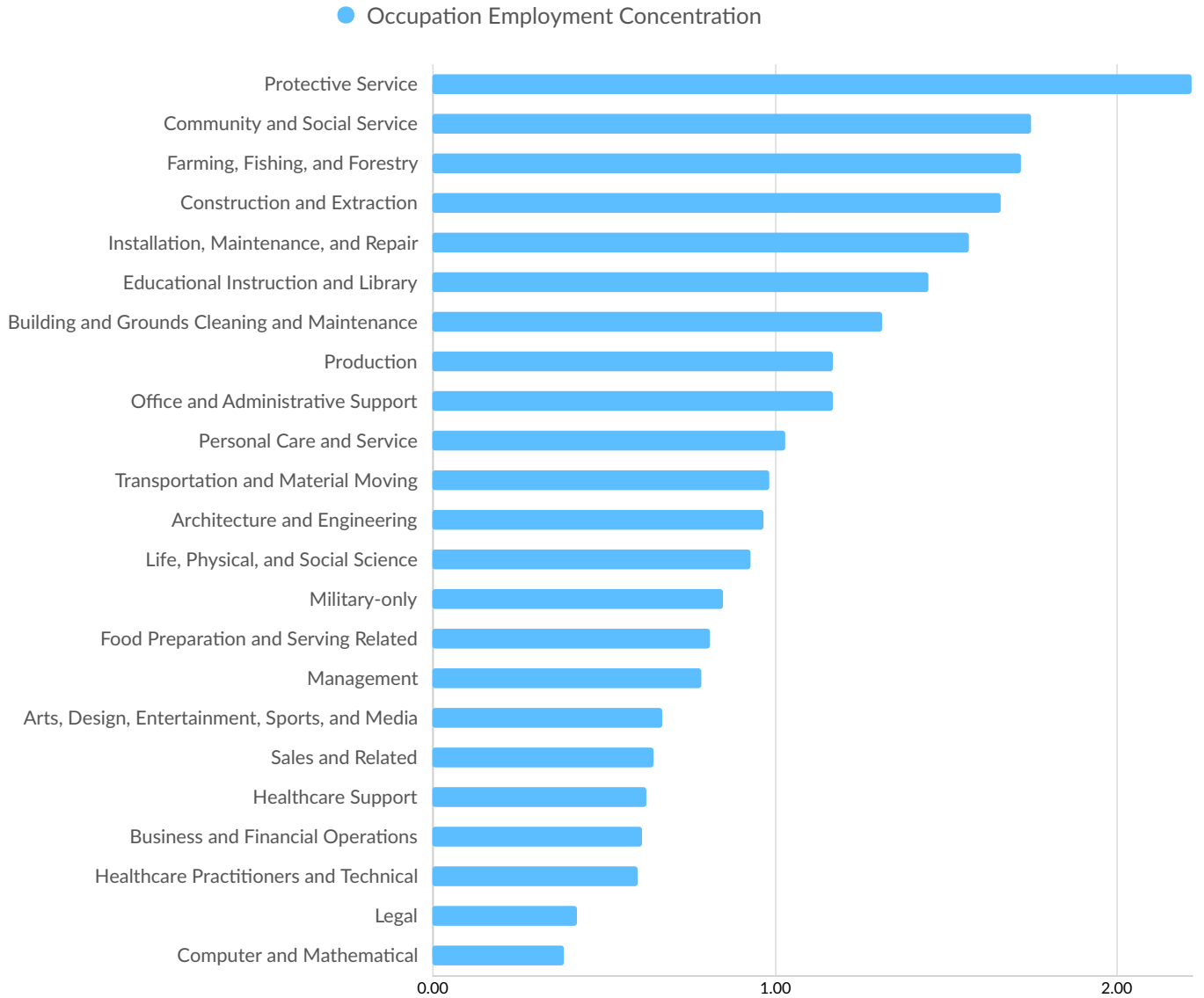
Largest Occupations



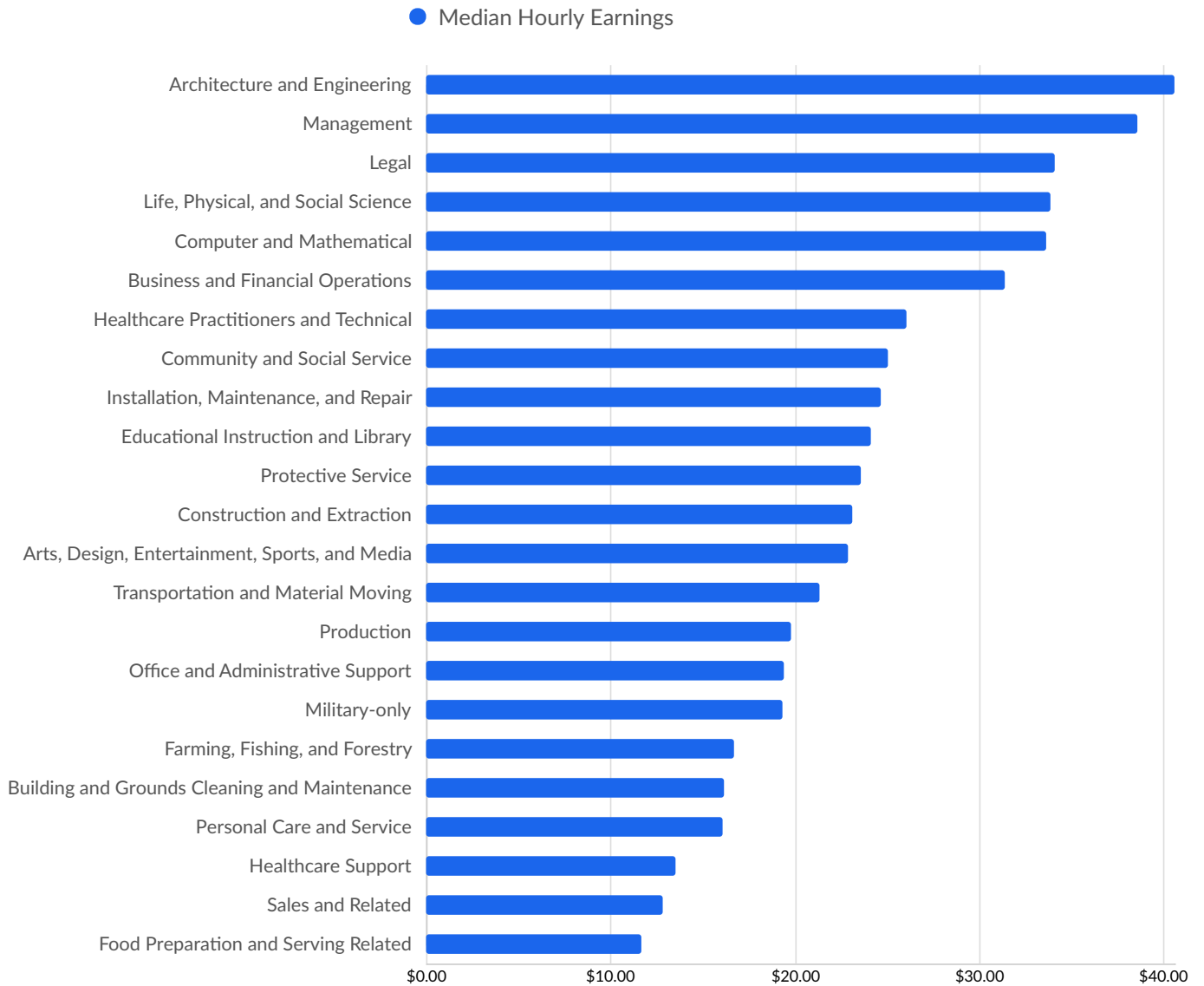
Top Growing Occupations



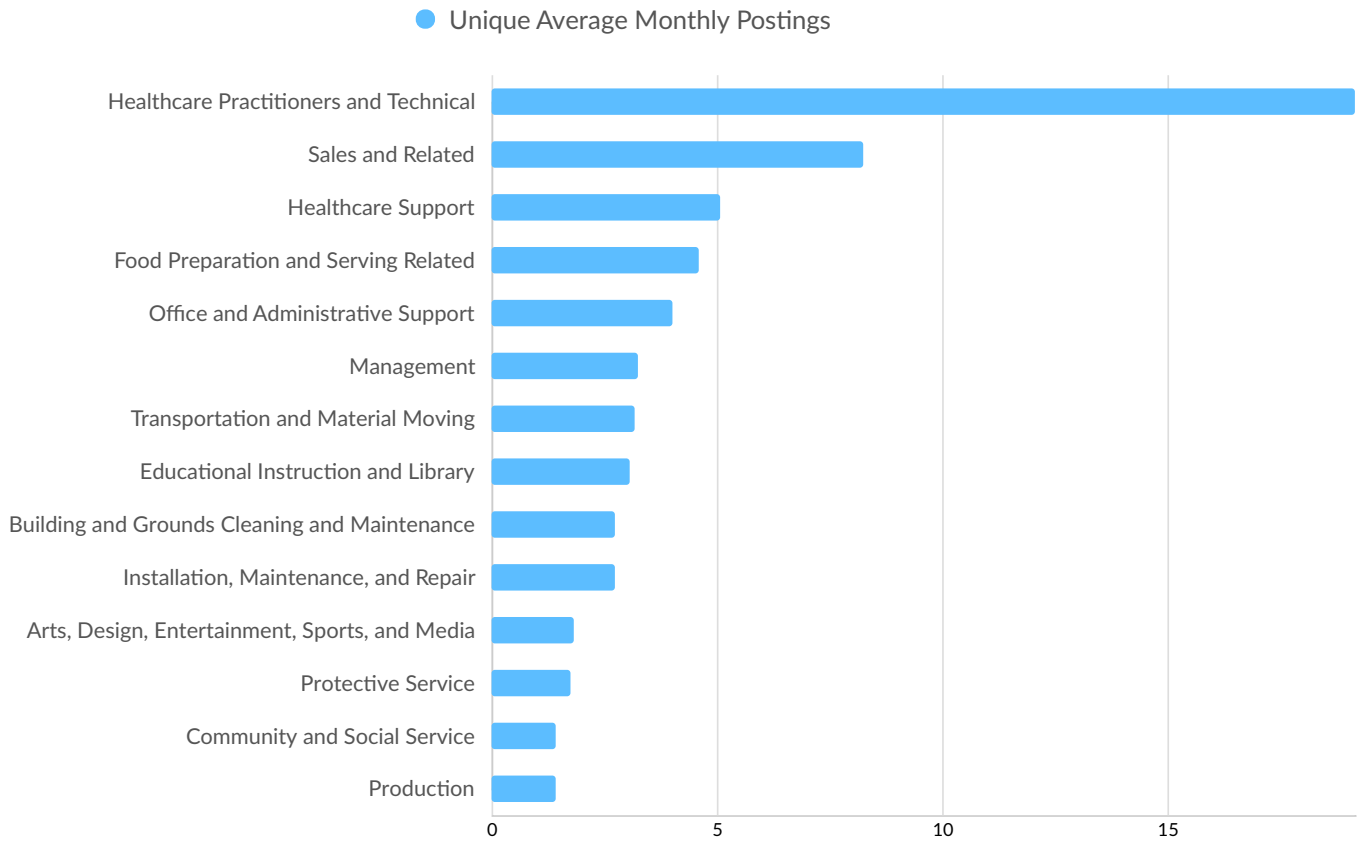
Top Occupation Employment Concentration



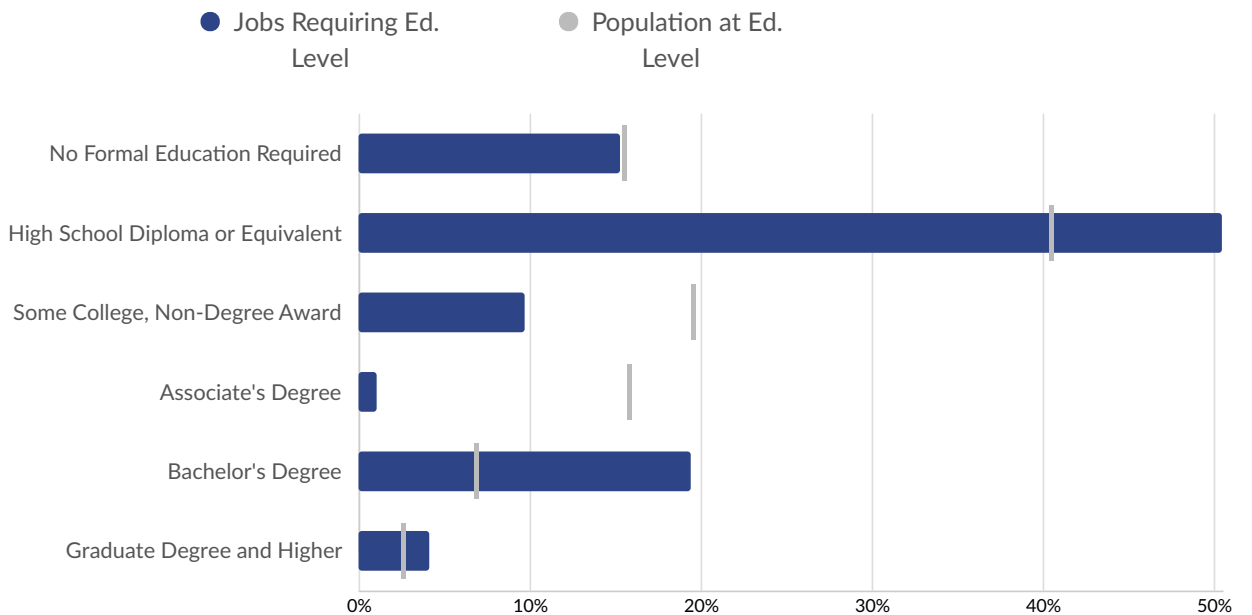
Top Occupation Earnings



Top Posted Occupations

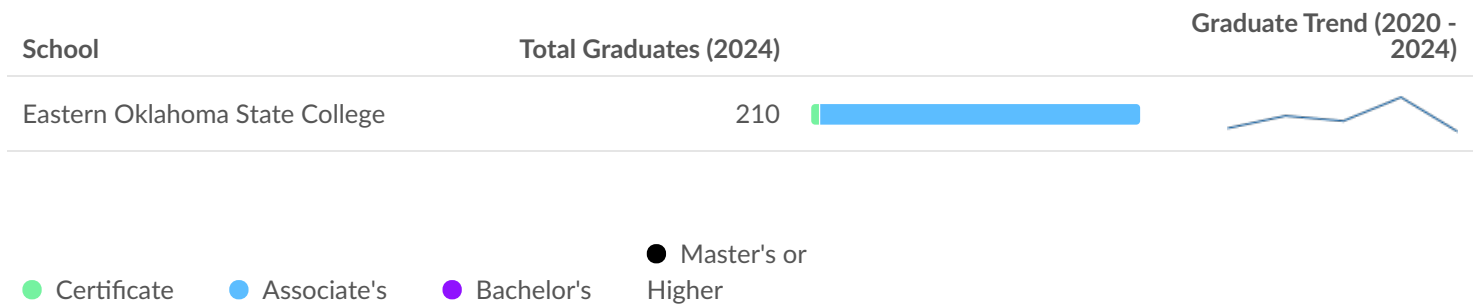


Underemployment



Educational Pipeline

In 2024, there were 210 graduates in Latimer County, OK. This pipeline has shrunk by 2% over the last 5 years. The highest share of these graduates come from "General Studies" (Associate's), "Registered Nursing/Registered Nurse" (Associate's), and "Agriculture, General" (Associate's).



In-Demand Skills

