



McCurtain County, OK

Choctaw Nation Economic Development Partnership



Choctaw Nation

Business & Economic Development

PO Box 1210
2807 Enterprise Blvd
Durant, Oklahoma 74702-1210

Contents

Report Parameters	1
Economy Overview	2
Unemployment by Demographics	4
Historic & Projected Trends	8
Population Characteristics	12
Inbound and Outbound Migration	14
Industry Characteristics	16
Business Characteristics	21
Workforce Characteristics	23
Educational Pipeline	29
In-Demand Skills	30

Report Parameters

1 County

40089 McCurtain County, OK

Class of Worker

QCEW Employees, Non-QCEW Employees, and Self-Employed

The information in this report pertains to the chosen geographical area.

Economy Overview

30,585

Population (2025)

Population **decreased by 259** over the last 5 years and is projected to **decrease by 634** over the next 5 years.

14,127

Total Regional Employment

Jobs **grew by 1,188** over the last 5 years and are projected to **grow by 653** over the next 5 years.

\$50.2K

Median Household Income (2023)

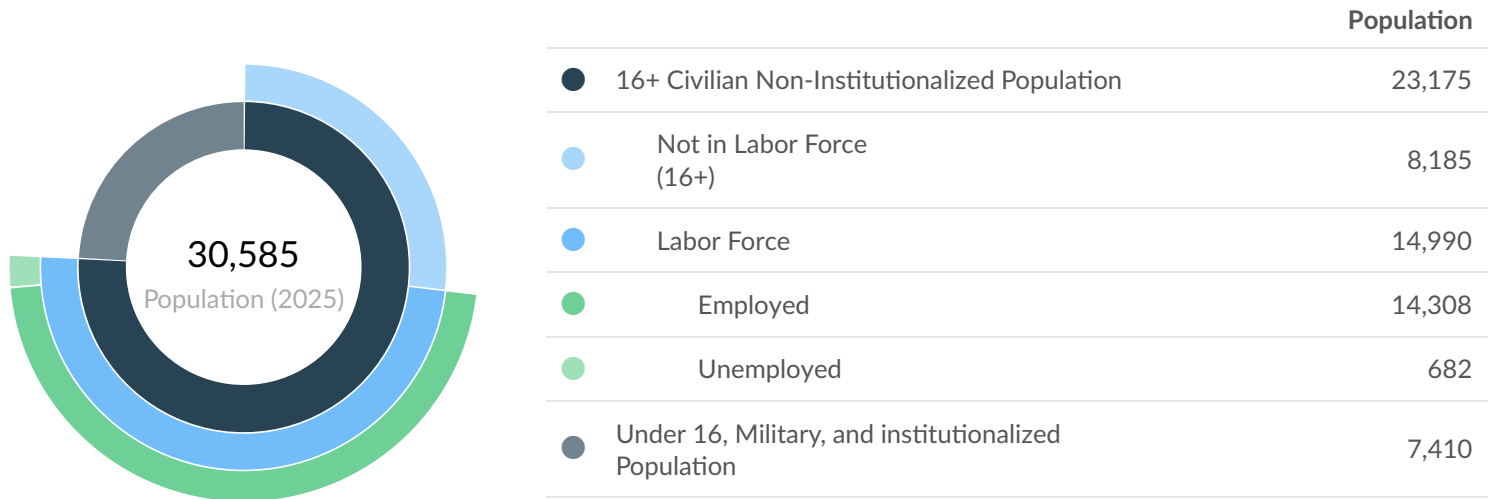
Median household income is **\$28.4K below** the national median household income of \$78.5K.

Takeaways

- As of 2025 the region's population **declined by 0.8%** since 2020, falling by 259. Population is expected to **decrease by 2.1%** between 2025 and 2030, losing 634.
- From 2020 to 2025, jobs **increased by 9.2%** in McCurtain County, OK from 12,938 to **14,127**. This change **fell short of the national growth rate of 10.6% by 1.4%**. As the number of jobs increased, the **labor force participation rate increased from 58.0% to 64.7% between 2020 and 2025**.
- Concerning educational attainment, **12.1% of McCurtain County, OK residents possess a Bachelor's Degree** (9.7% below the national average), and **7.4% hold an Associate's Degree** (1.5% below the national average).
- The top three industries in 2025 are Local Government, Excluding Education and Hospitals, Animal Slaughtering and Processing, and Education and Hospitals (Local Government).

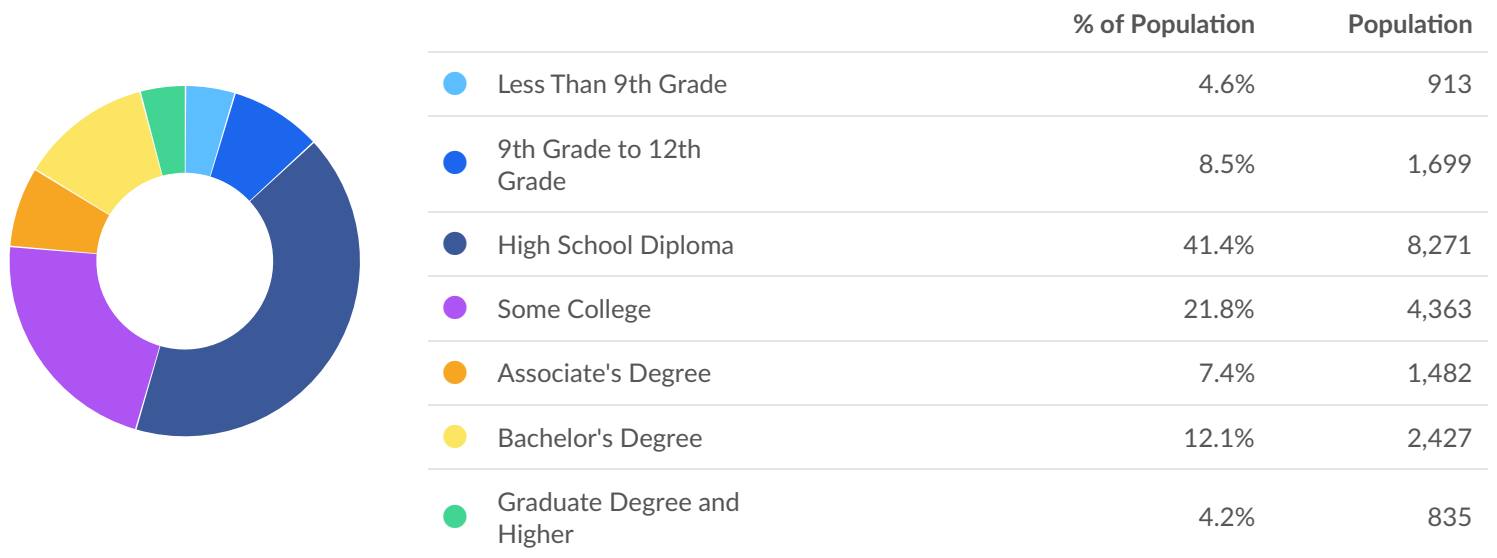
	Population (2025)	Labor Force (Dec 2025)	Jobs (2025)	Cost of Living	GRP	Imports	Exports
Region	30,585	14,990	14,127	88.1	\$1.65B	\$2.51B	\$2.49B
State	4,122,977	2,002,981	1,964,442	93.3	\$270.50B	\$266.82B	\$321.02B

Dec 2025 Labor Force Breakdown



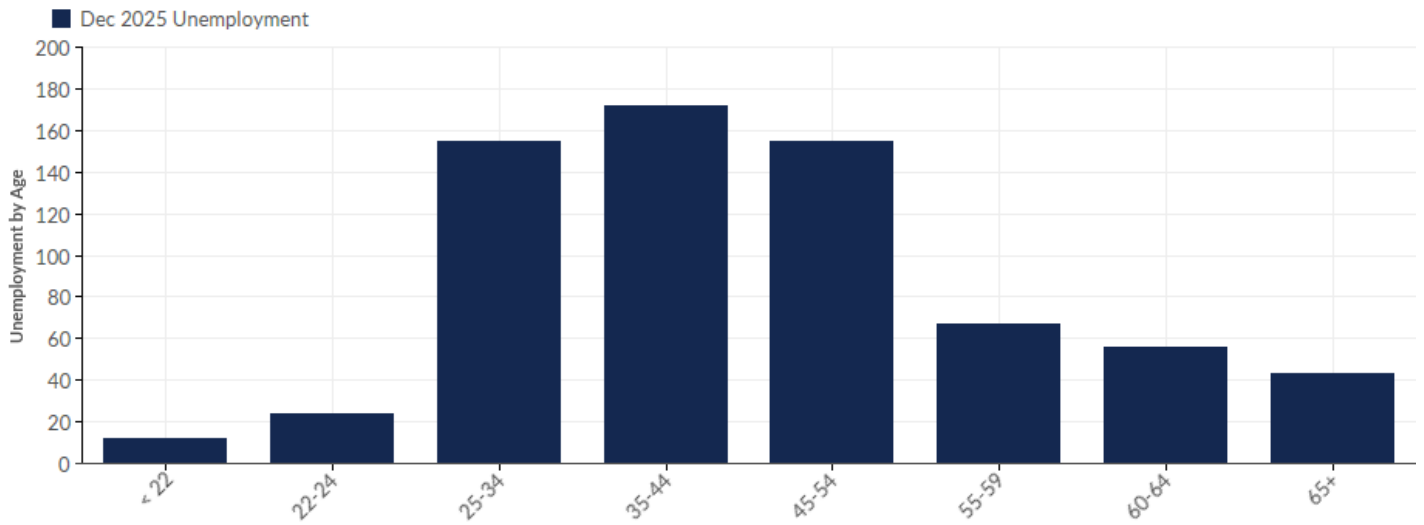
Educational Attainment

Concerning educational attainment, **12.1% of McCurtain County, OK residents possess a Bachelor's Degree** (9.7% below the national average), and **7.4% hold an Associate's Degree** (1.5% below the national average).



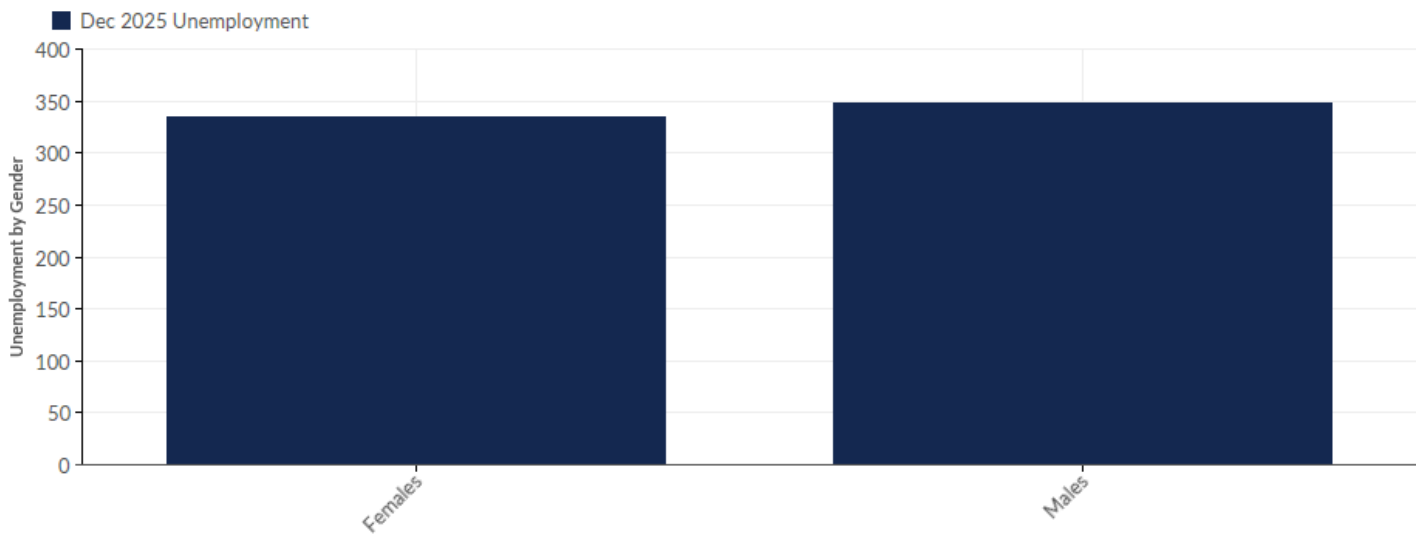
Unemployment by Demographics

Unemployment by Age



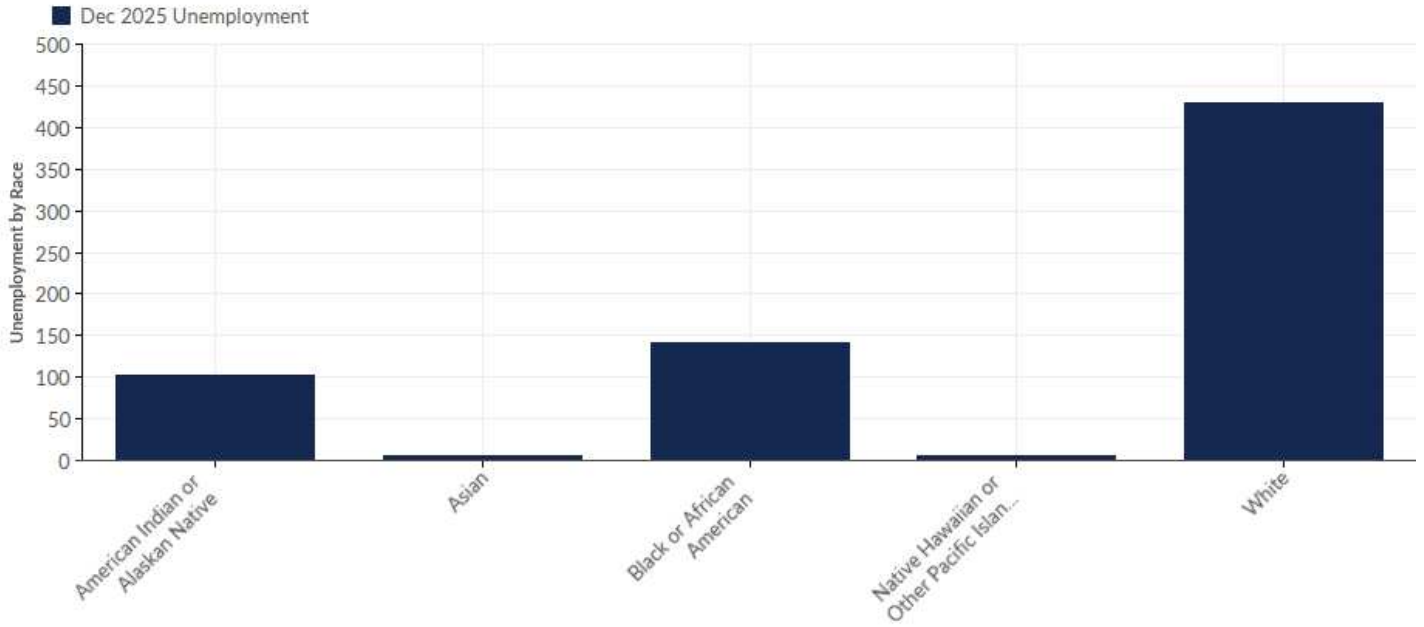
Age	Unemployment (Dec 2025)	% of Unemployed
< 22	12	1.76%
22-24	24	3.52%
25-34	155	22.73%
35-44	172	25.22%
45-54	155	22.73%
55-59	67	9.82%
60-64	56	8.21%
65+	43	6.30%
Total	682	100.00%

Unemployment by Gender



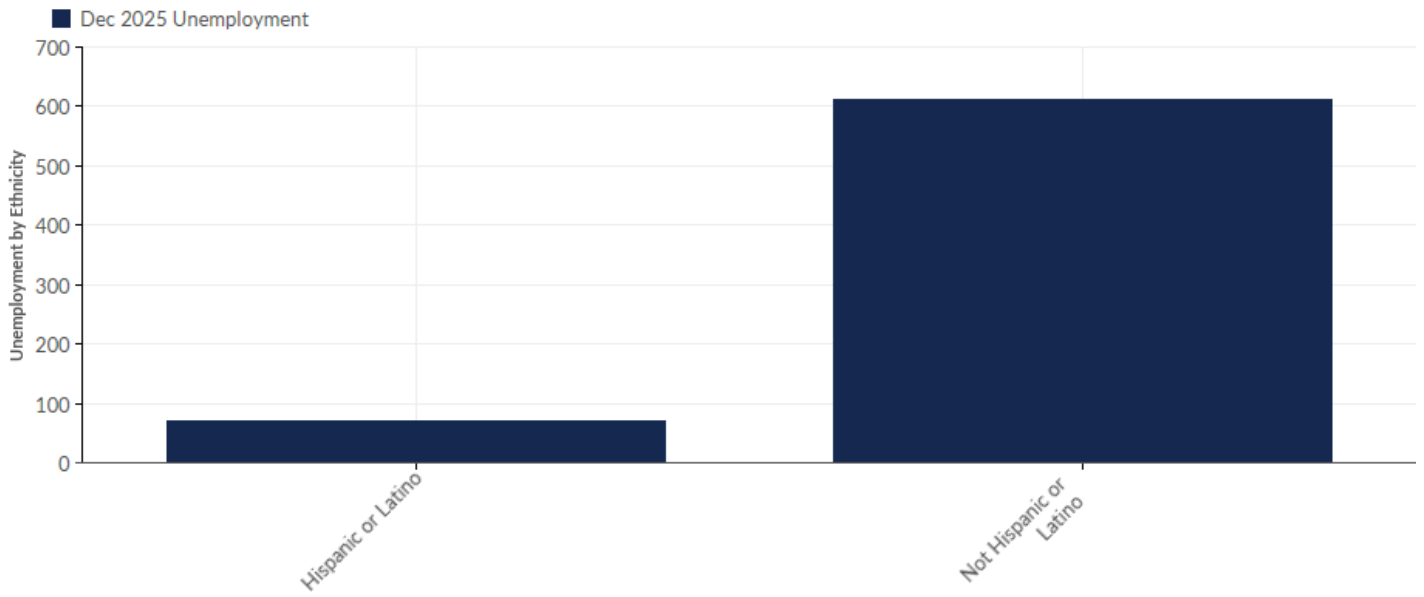
Gender	Unemployment (Dec 2025)	% of Unemployed
Females	335	49.12%
Males	347	50.88%
Total	682	100.00%

Unemployment by Race



Race	Unemployment (Dec 2025)	% of Unemployed
American Indian or Alaskan Native	102	14.96%
Asian	5	0.73%
Black or African American	141	20.67%
Native Hawaiian or Other Pacific Islander	5	0.73%
White	429	62.90%
Total	682	100.00%

Unemployment by Ethnicity

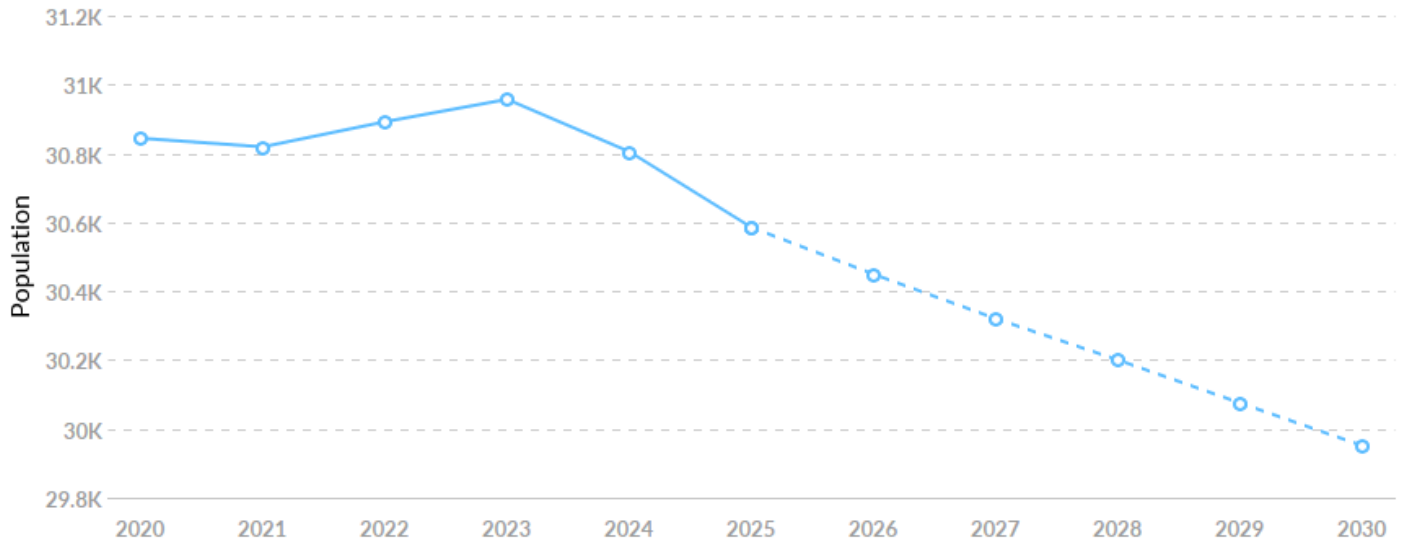


Ethnicity	Unemployment (Dec 2025)	% of Unemployed
Hispanic or Latino	70	10.26%
Not Hispanic or Latino	612	89.74%
Total	682	100.00%

Historic & Projected Trends

Population Trends

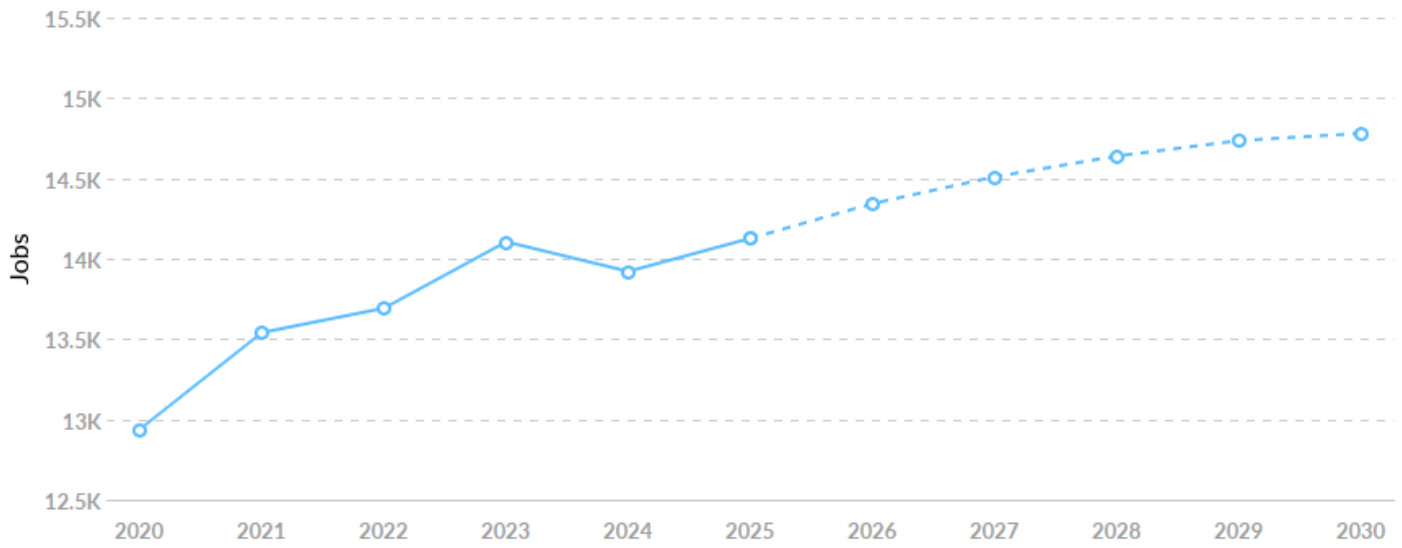
As of 2025 the region's population **declined by 0.8%** since 2020, falling by 259. Population is expected to **decrease by 2.1%** between 2025 and 2030, losing 634.



Timeframe	Population
2020	30,844
2021	30,819
2022	30,892
2023	30,957
2024	30,805
2025	30,585
2026	30,449
2027	30,320
2028	30,200
2029	30,075
2030	29,951

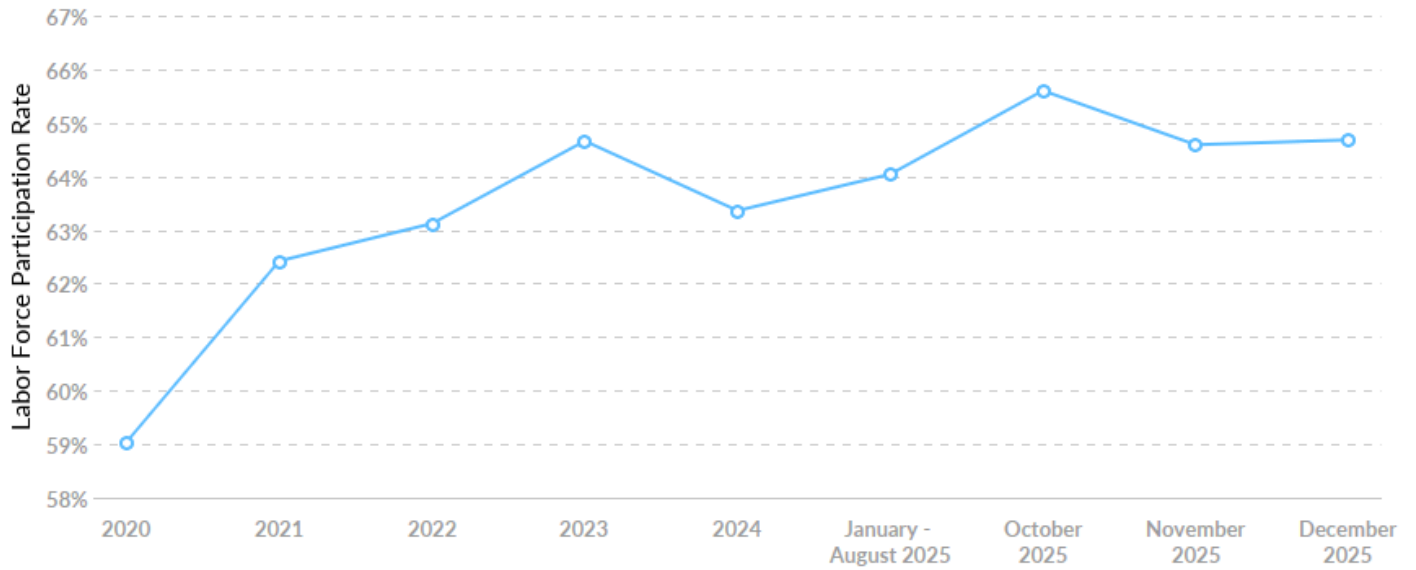
Job Trends

From 2020 to 2025, jobs increased by 9.2% in McCurtain County, OK from 12,938 to 14,127. This change fell short of the national growth rate of 10.6% by 1.4%.



Timeframe	Jobs
2020	12,938
2021	13,540
2022	13,692
2023	14,105
2024	13,921
2025	14,127
2026	14,343
2027	14,510
2028	14,639
2029	14,735
2030	14,780

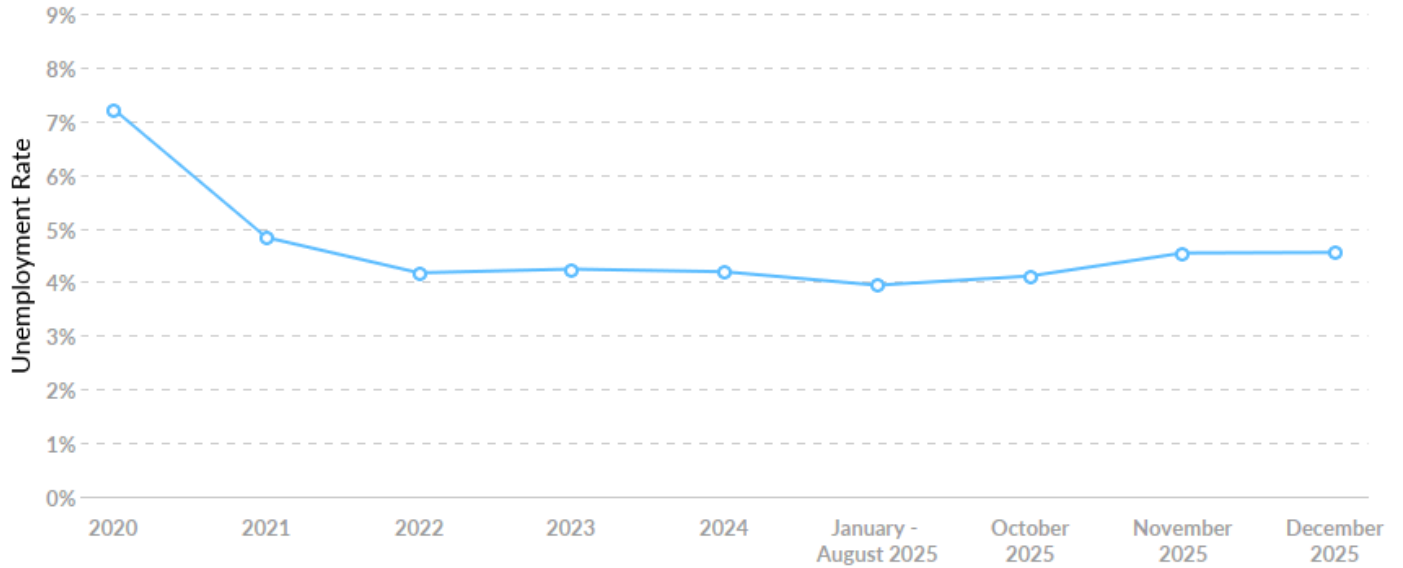
Labor Force Participation Rate Trends



Timeframe	Labor Force Participation Rate
2020	59.04%
2021	62.42%
2022	63.12%
2023	64.66%
2024	63.36%
January - August 2025	64.04%
October 2025	65.60%
November 2025	64.59%
December 2025	64.68%

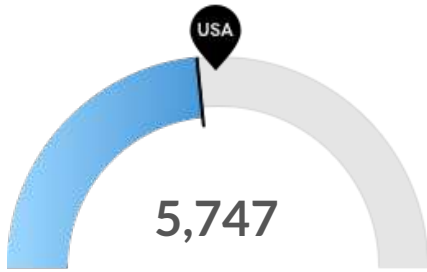
Unemployment Rate Trends

McCurtain County, OK had a December 2025 unemployment rate of 4.55%, **decreasing from 7.22%** 5 years before.



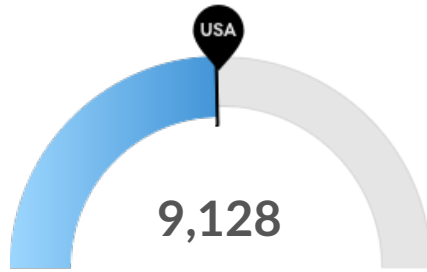
Timeframe	Unemployment Rate
2020	7.22%
2021	4.83%
2022	4.17%
2023	4.24%
2024	4.19%
January - August 2025	3.94%
October 2025	4.11%
November 2025	4.54%
December 2025	4.55%

Population Characteristics



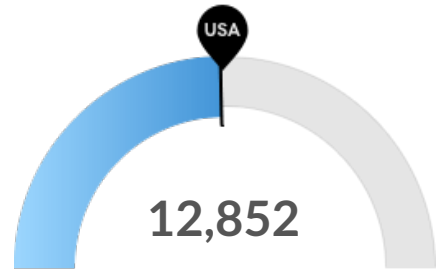
Millennials

McCurtain County, OK has 5,747 millennials (ages 25-39). The national average for an area this size is 6,306.



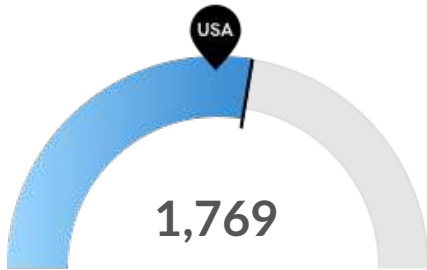
Retiring Soon

Retirement risk is about average in McCurtain County, OK. The national average for an area this size is 9,315 people 55 or older, while there are 9,128 here.



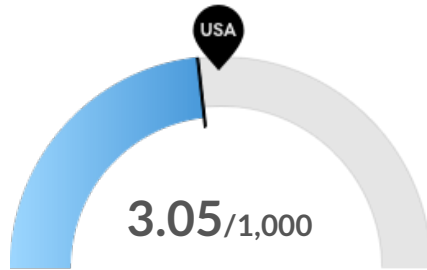
Racial Diversity

Racial diversity is about average in McCurtain County, OK. The national average for an area this size is 13,104 racially diverse people, while there are 12,852 here.



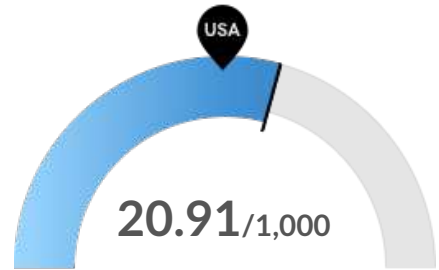
Veterans

McCurtain County, OK has 1,769 veterans. The national average for an area this size is 1,523.



Violent Crime

McCurtain County, OK has 3.05 violent crimes per 1,000 people. The national rate is 3.38 per 1,000 people.

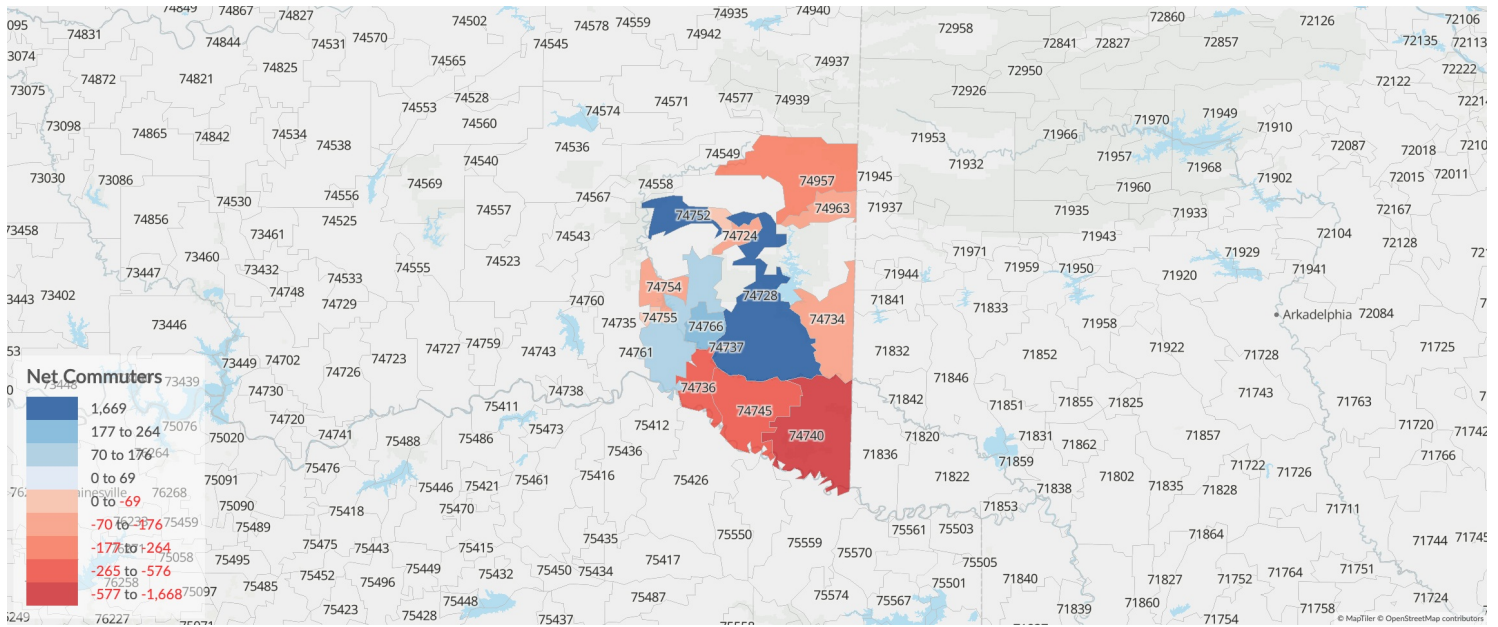


Property Crime

McCurtain County, OK has 20.91 property crimes per 1,000 people. The national rate is 16.44 per 1,000 people.

Place of Work vs Place of Residence

Understanding where talent in McCurtain County, OK currently works compared to where talent lives can help you optimize site decisions.



Where Talent Works

ZIP	Name	2025 Employment
74728	Broken Bow, OK (in Mc...	6,798
74745	Idabel, OK (in McCurtai...	3,948
74764	Valliant, OK (in McCurta...	1,565
74766	Wright City, OK (in McC...	658
74734	Eagletown, OK (in McC...	260

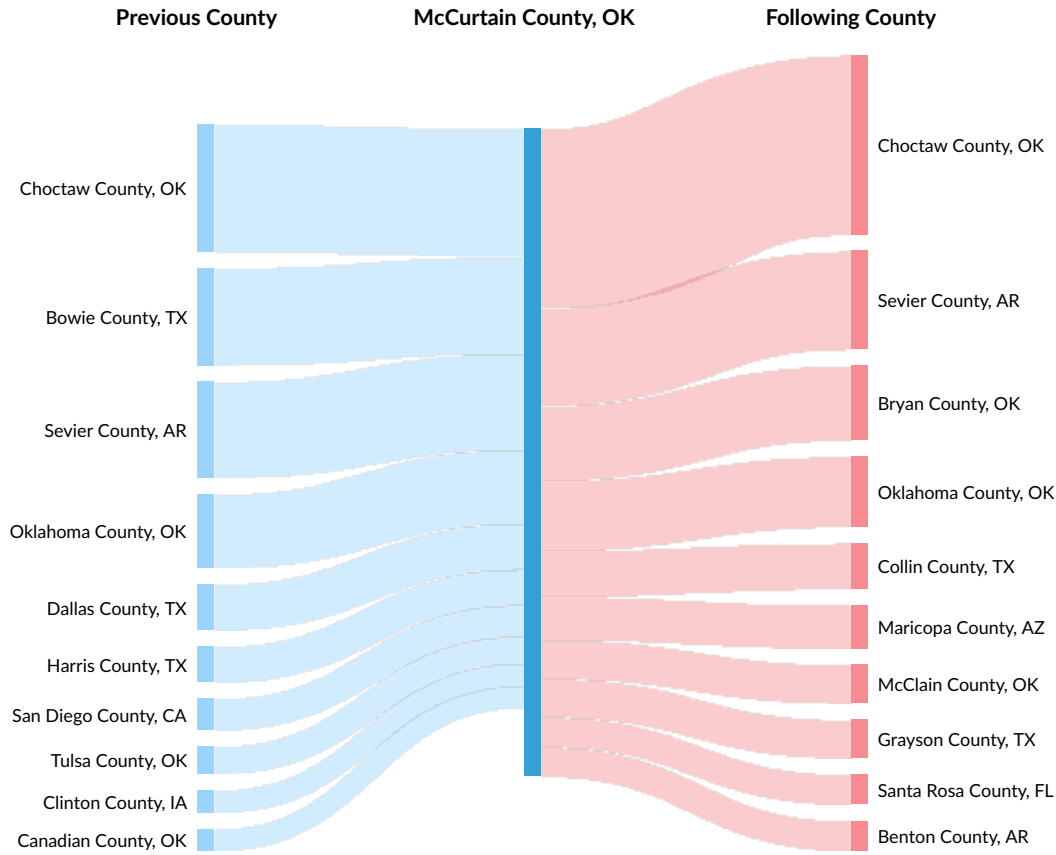
Where Talent Lives

ZIP	Name	2025 Workers
74728	Broken Bow, OK (in Mc...	5,129
74745	Idabel, OK (in McCurtai...	4,213
74764	Valliant, OK (in McCurta...	1,484
74740	Haworth, OK (in McCur...	807
74766	Wright City, OK (in McC...	426

Inbound and Outbound Migration

The table below analyzes past and current residents of McCurtain County, OK. The left column shows residents of other counties migrating to McCurtain County, OK. The right column shows residents migrating from McCurtain County, OK to other counties.

As of 2022, **51** people have migrated from Choctaw County, OK to McCurtain County, OK. In the same year, **72** people left McCurtain County, OK migrating to Choctaw County, OK. The total Net Migration for McCurtain County, OK in 2022 was **80**.

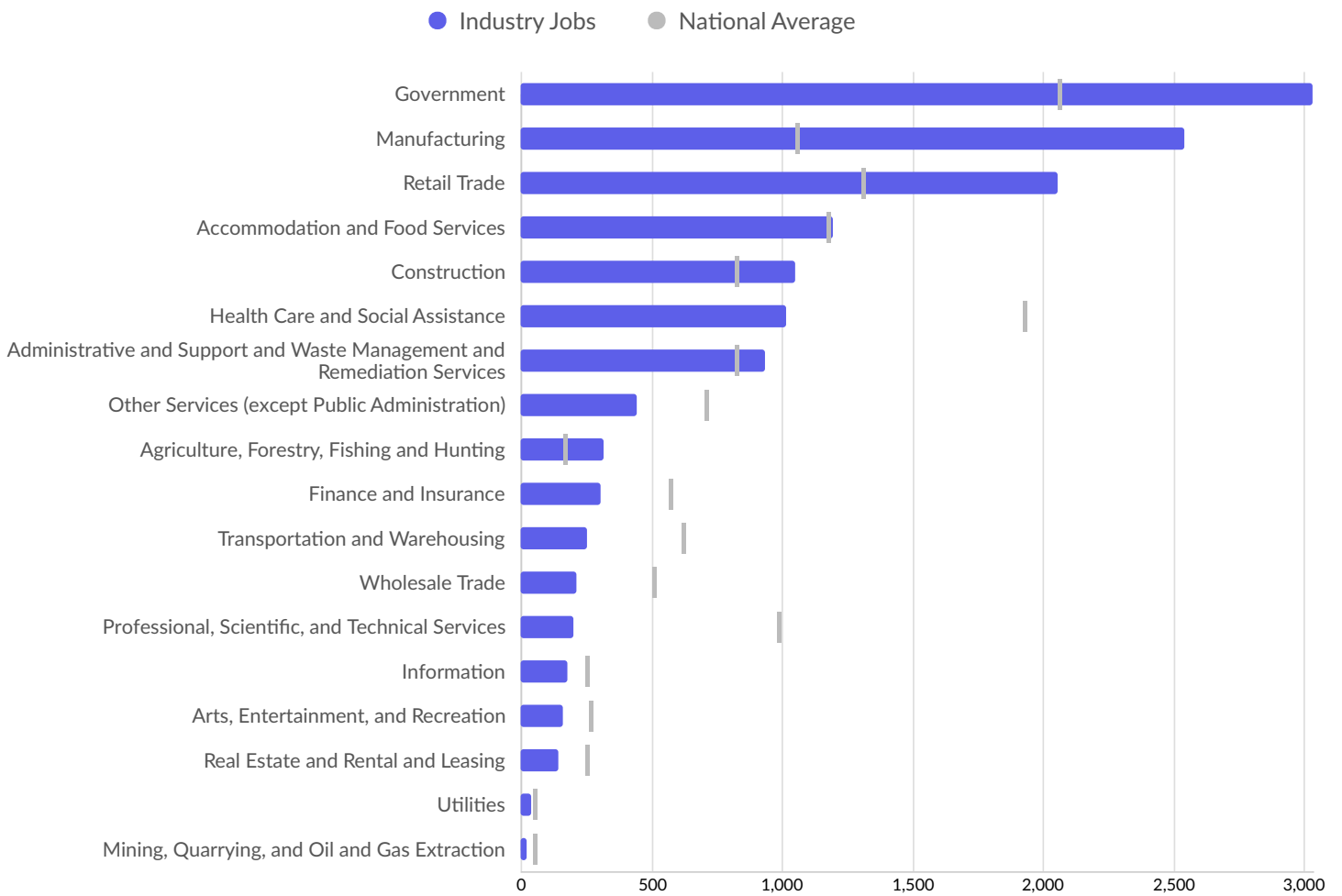


Top Previous Counties	Migrations
Choctaw County, OK	51
Bowie County, TX	39
Sevier County, AR	38
Oklahoma County, OK	29
Dallas County, TX	18
Harris County, TX	14

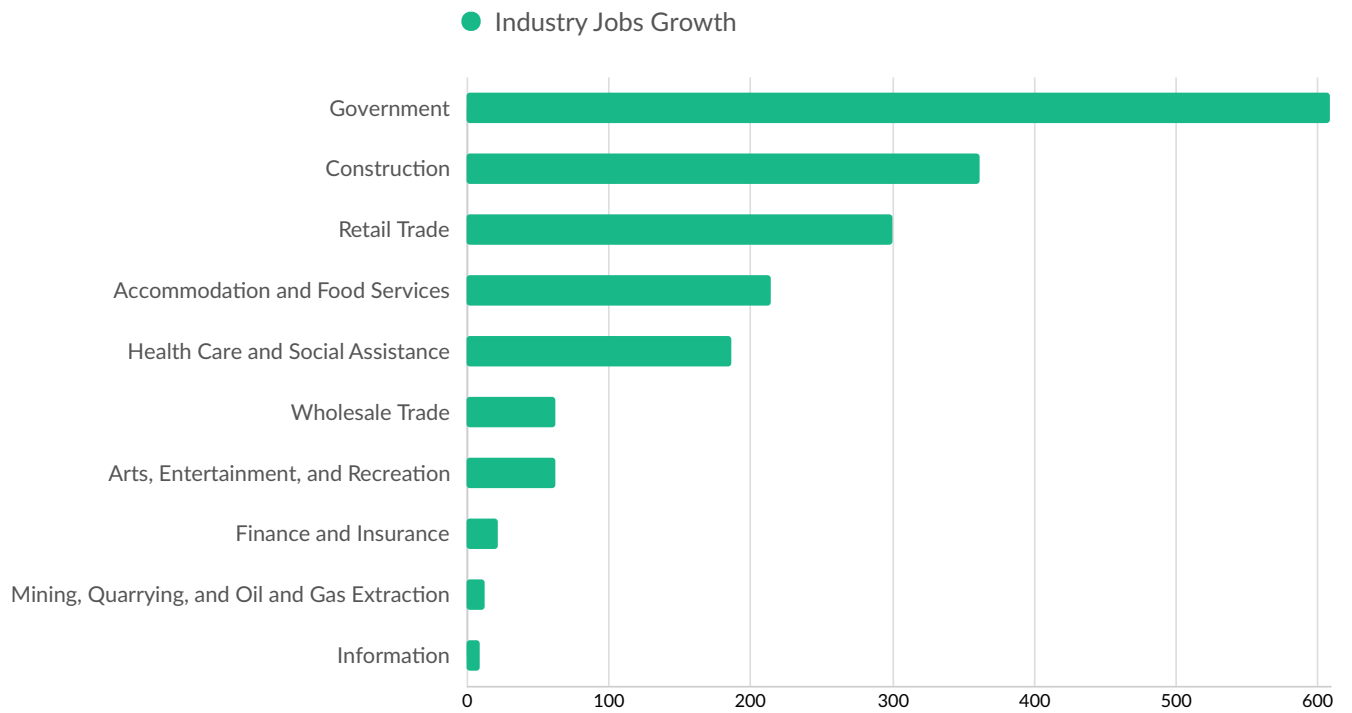
Top Previous Counties	Migrations
San Diego County, CA	12
Tulsa County, OK	11
Clinton County, IA	9
Canadian County, OK	9
Cleveland County, OK	8
Tarrant County, TX	8
San Bernardino County, CA	8
Pima County, AZ	8
Ward County, ND	7
Top Following Counties	Migrations
Choctaw County, OK	72
Sevier County, AR	39
Bryan County, OK	30
Oklahoma County, OK	28
Collin County, TX	18
Maricopa County, AZ	17
McClain County, OK	15
Grayson County, TX	15
Santa Rosa County, FL	12
Benton County, AR	12
Pottawatomie County, OK	11
Wagoner County, OK	11
Riverside County, CA	10
Bowie County, TX	10
Payne County, OK	7

Industry Characteristics

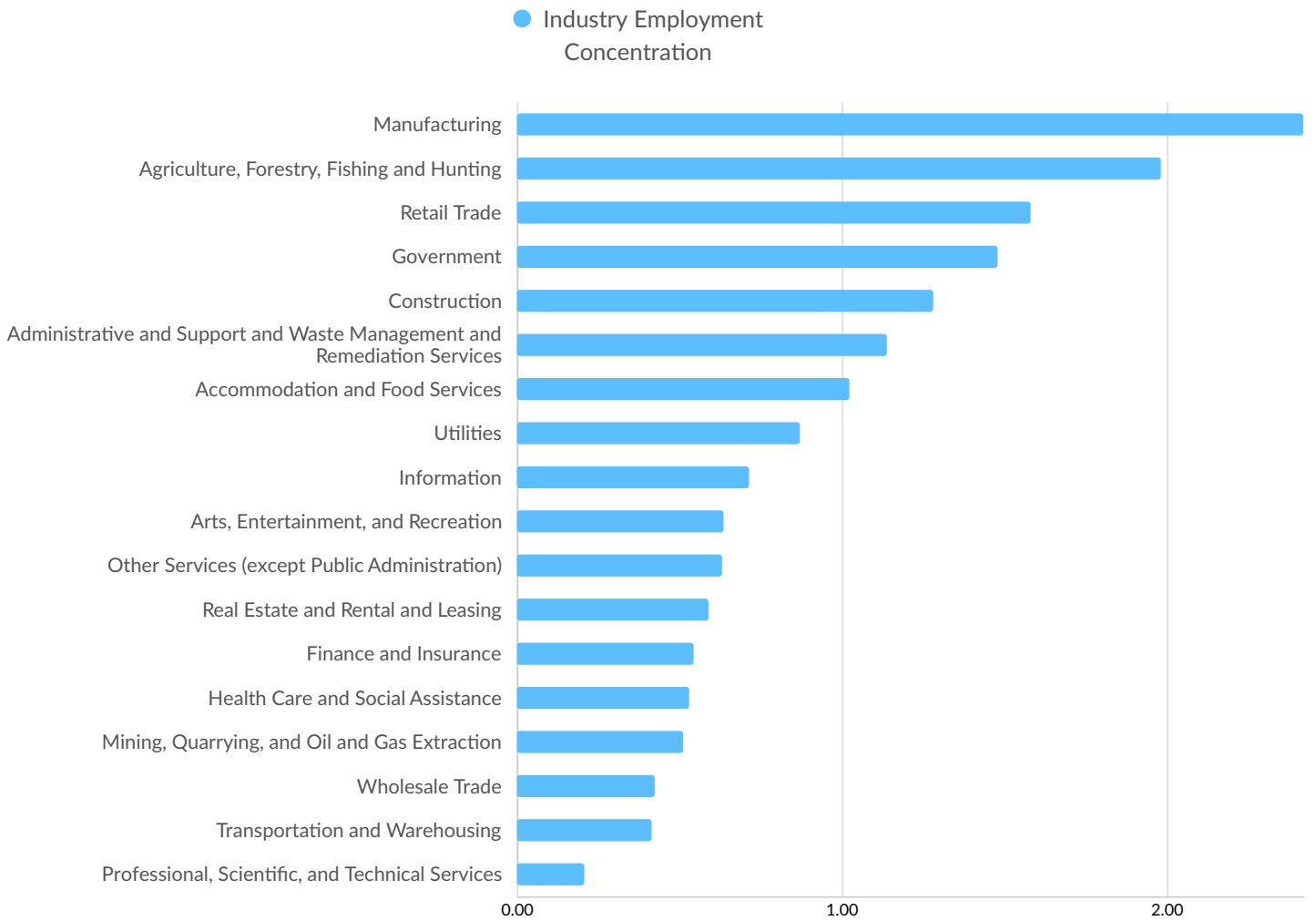
Largest Industries



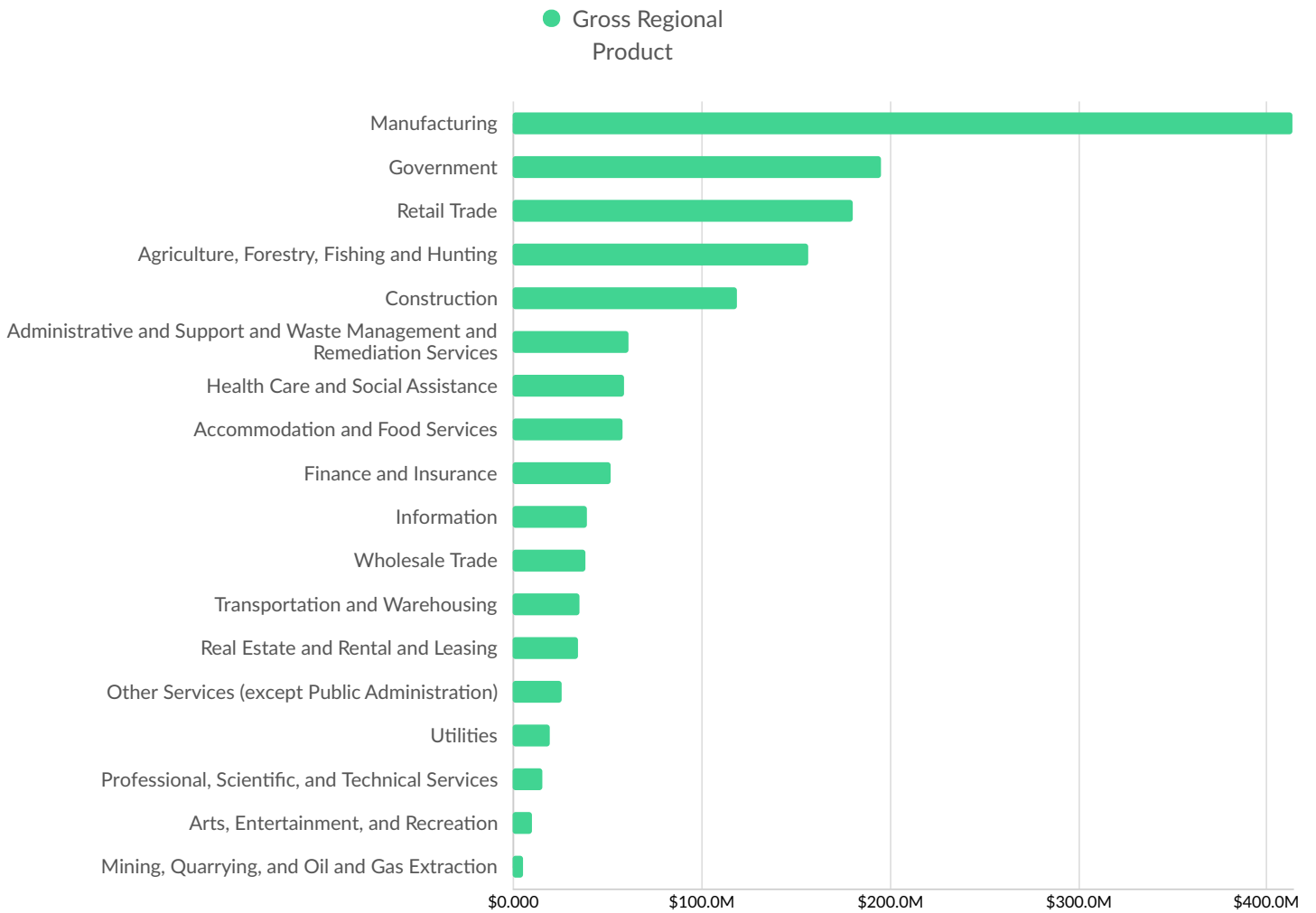
Top Growing Industries



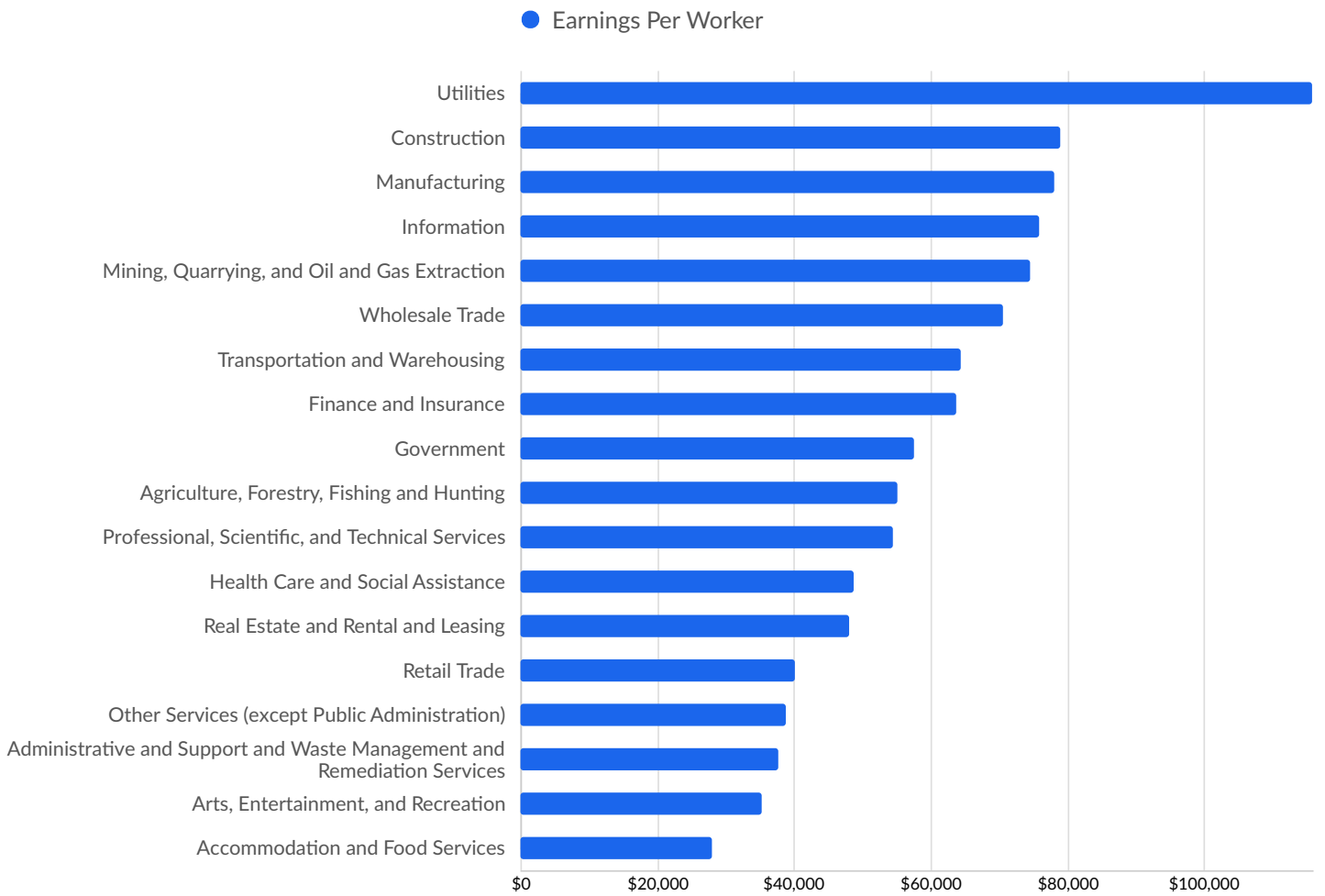
Top Industry Employment Concentration



Top Industry GRP









Top Industry Earnings



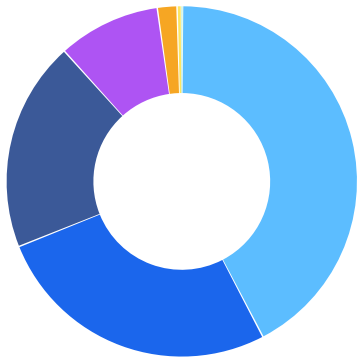
Business Characteristics

1,975 Companies Employ Your Workers

Online profiles for your workers mention 1,975 companies as employers, with the top 10 appearing below. In the last 12 months, 289 companies in McCurtain County, OK posted job postings, with the top 10 appearing below.

Top Companies	Profiles	Top Companies Posting	Unique Postings
Tyson Foods	179 	Choctaw Nation Of Oklahoma	350 
International Paper	118 	Choctaw Nation Headstart	246 
Choctaw Nation Of Oklahoma	108 	Tyson Foods	152 
Idabel Public Schools	71 	Elara Caring	86 
Mccurtain Memorial Hospital	59 	GPM Investments	83 
State of Oklahoma	51 	E-Z Mart	81 
Walmart	48 	Dollar General	80 
Weyerhaeuser	47 	Walmart	80 
Huber Engineered Woods	34 	Domino's Pizza	68 
Broken Bow Health And Rehab	23 	Weyerhaeuser	36 

Business Size

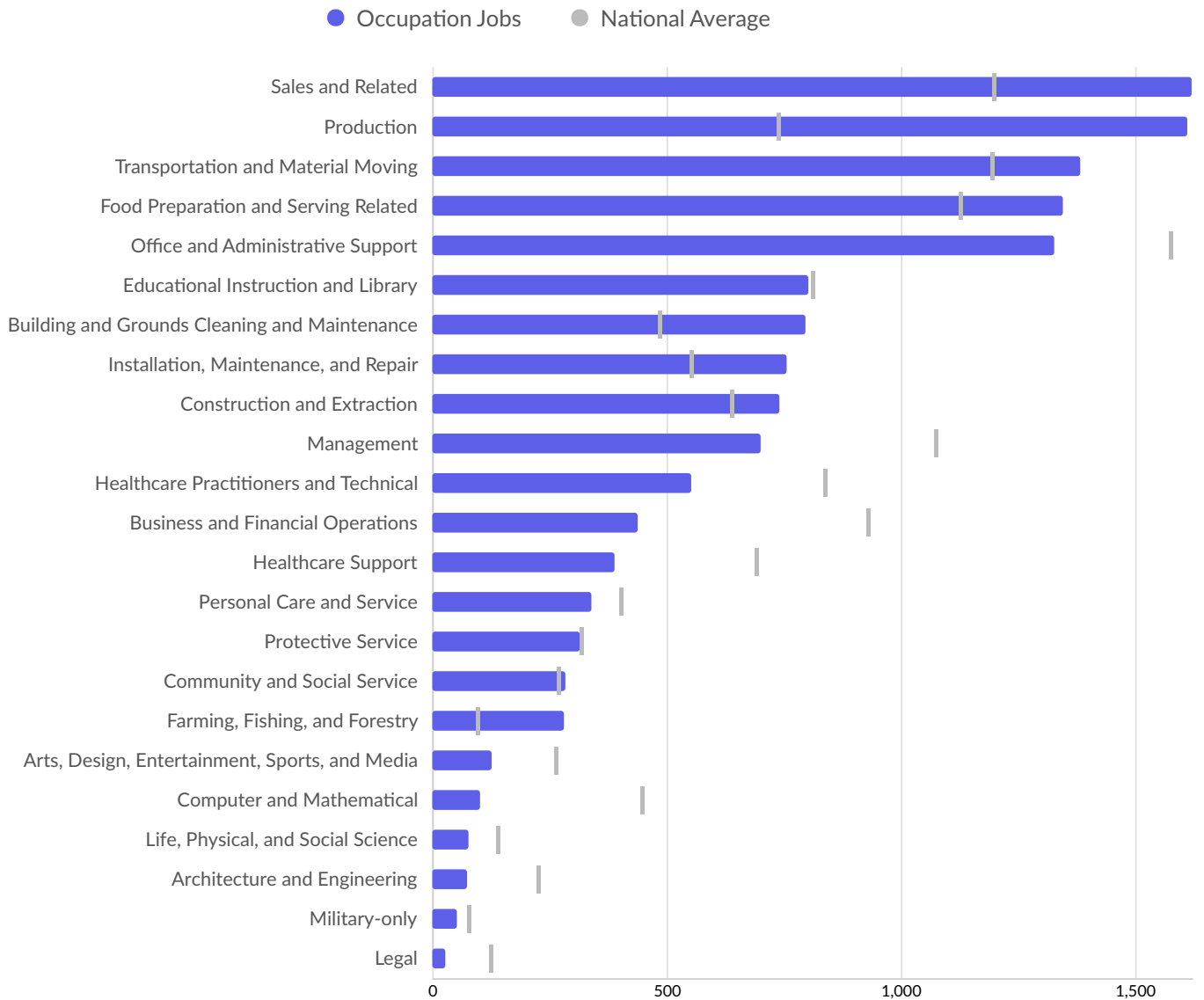


	Percentage	Business Count
● 1 to 4 employees	42.3%	842
● 5 to 9 employees	26.6%	530
● 10 to 19 employees	19.4%	386
● 20 to 49 employees	9.4%	188
● 50 to 99 employees	1.8%	36
● 100 to 249 employees	0.4%	8
● 250 to 499 employees	0.1%	2

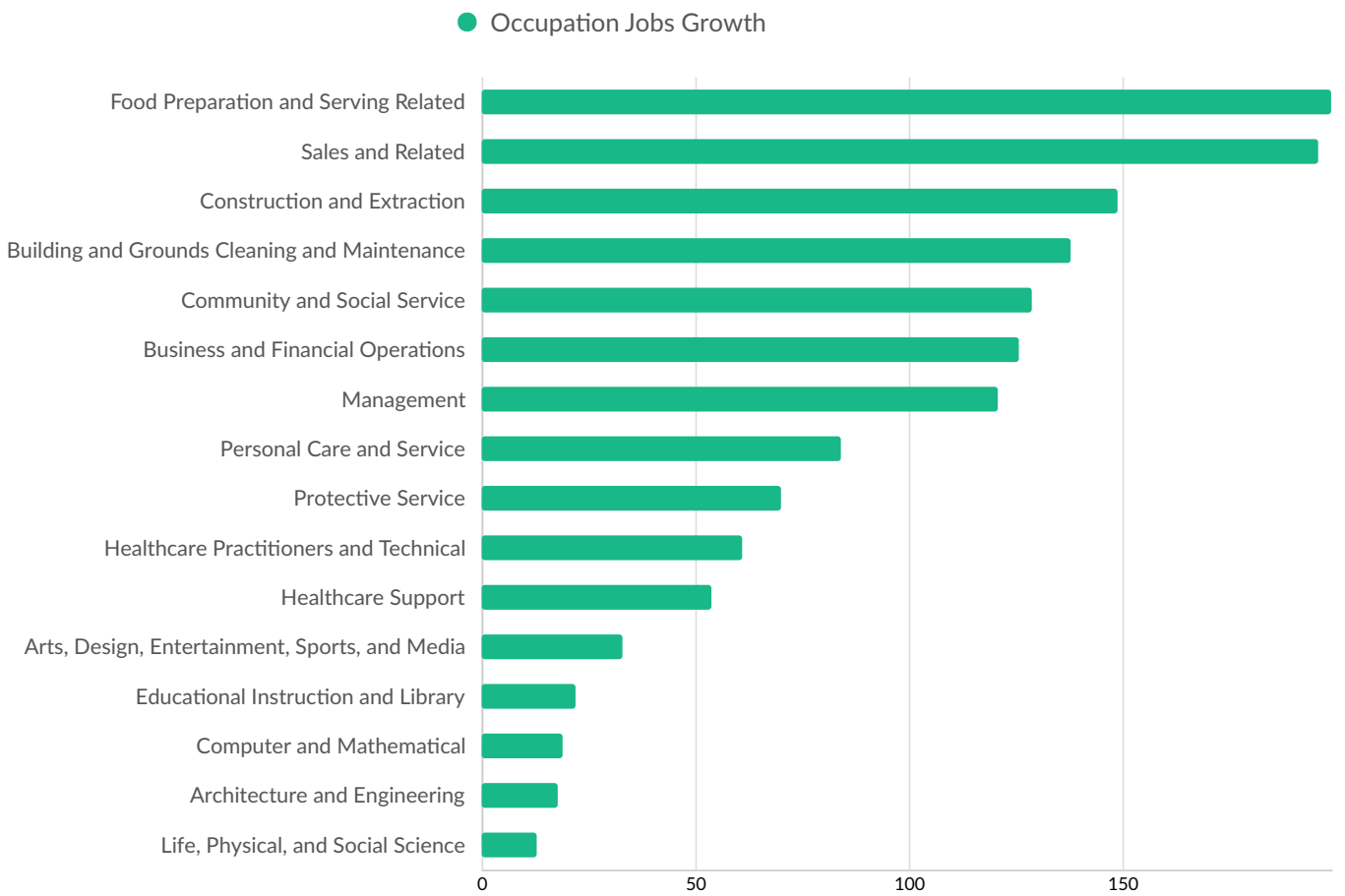
*Business Data by DatabaseUSA.com is third-party data provided by Lightcast to its customers as a convenience, and Lightcast does not endorse or warrant its accuracy or consistency with other published Lightcast data. In most cases, the Business Count will not match total companies with profiles on the summary tab.

Workforce Characteristics

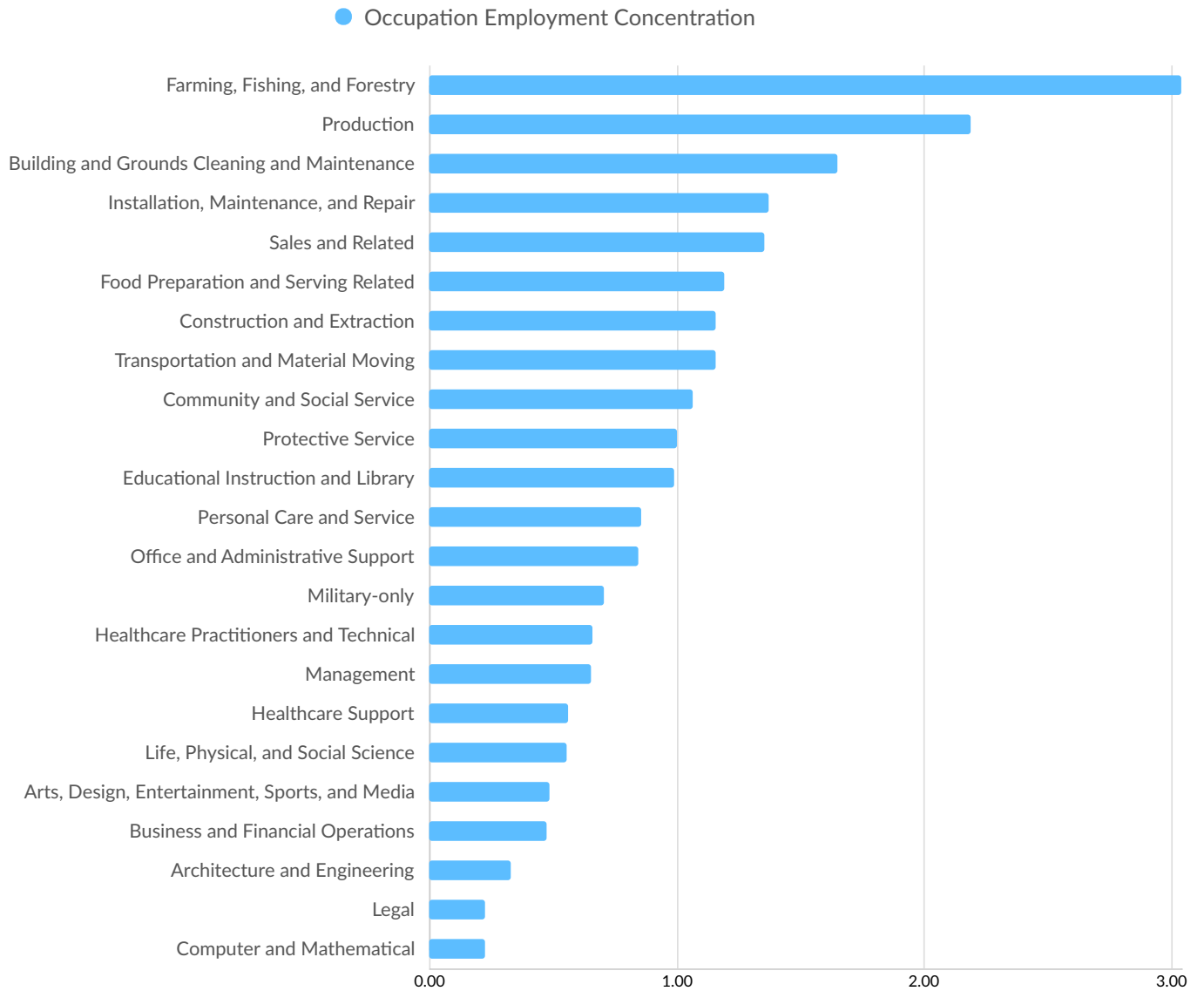
Largest Occupations



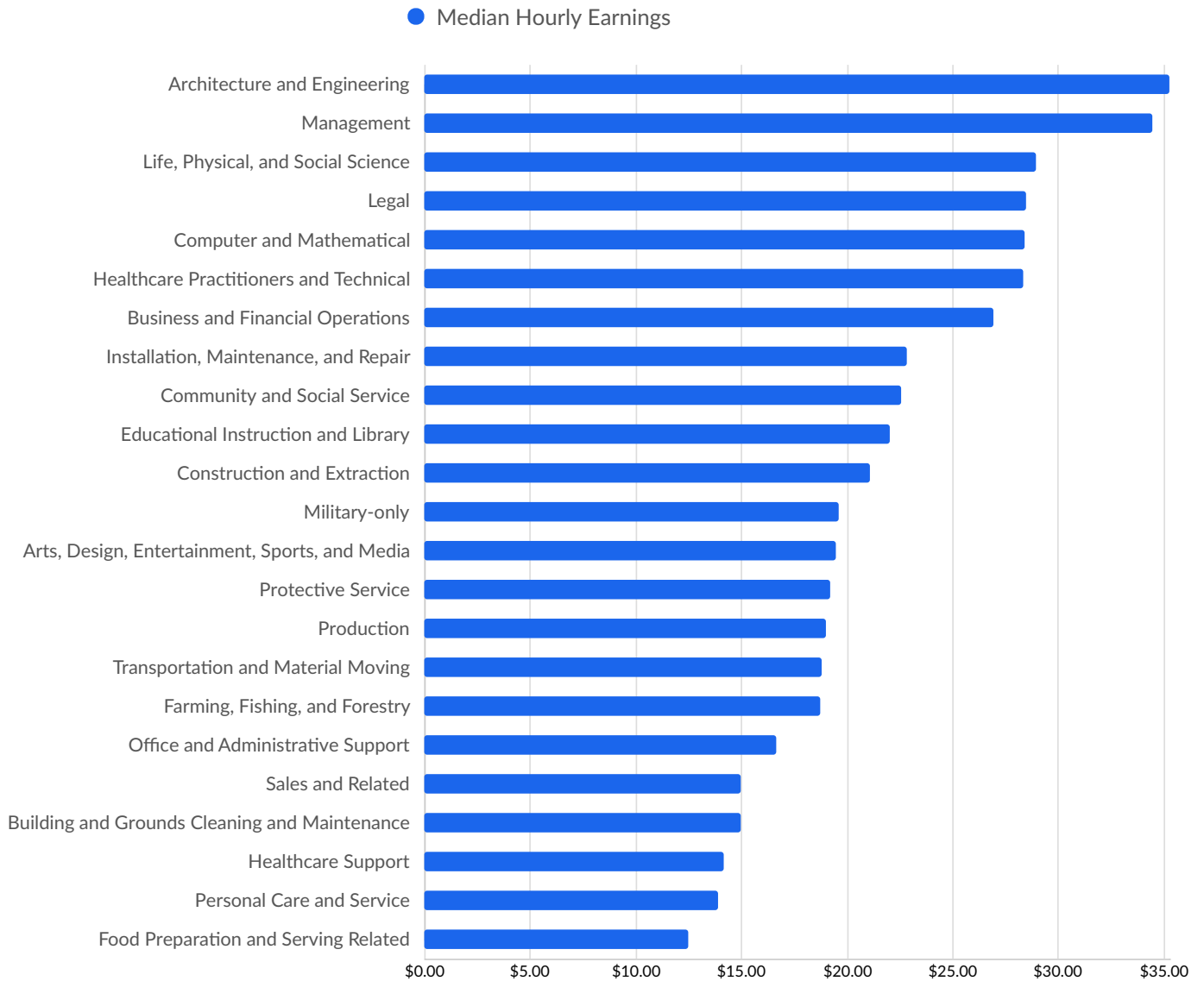
Top Growing Occupations



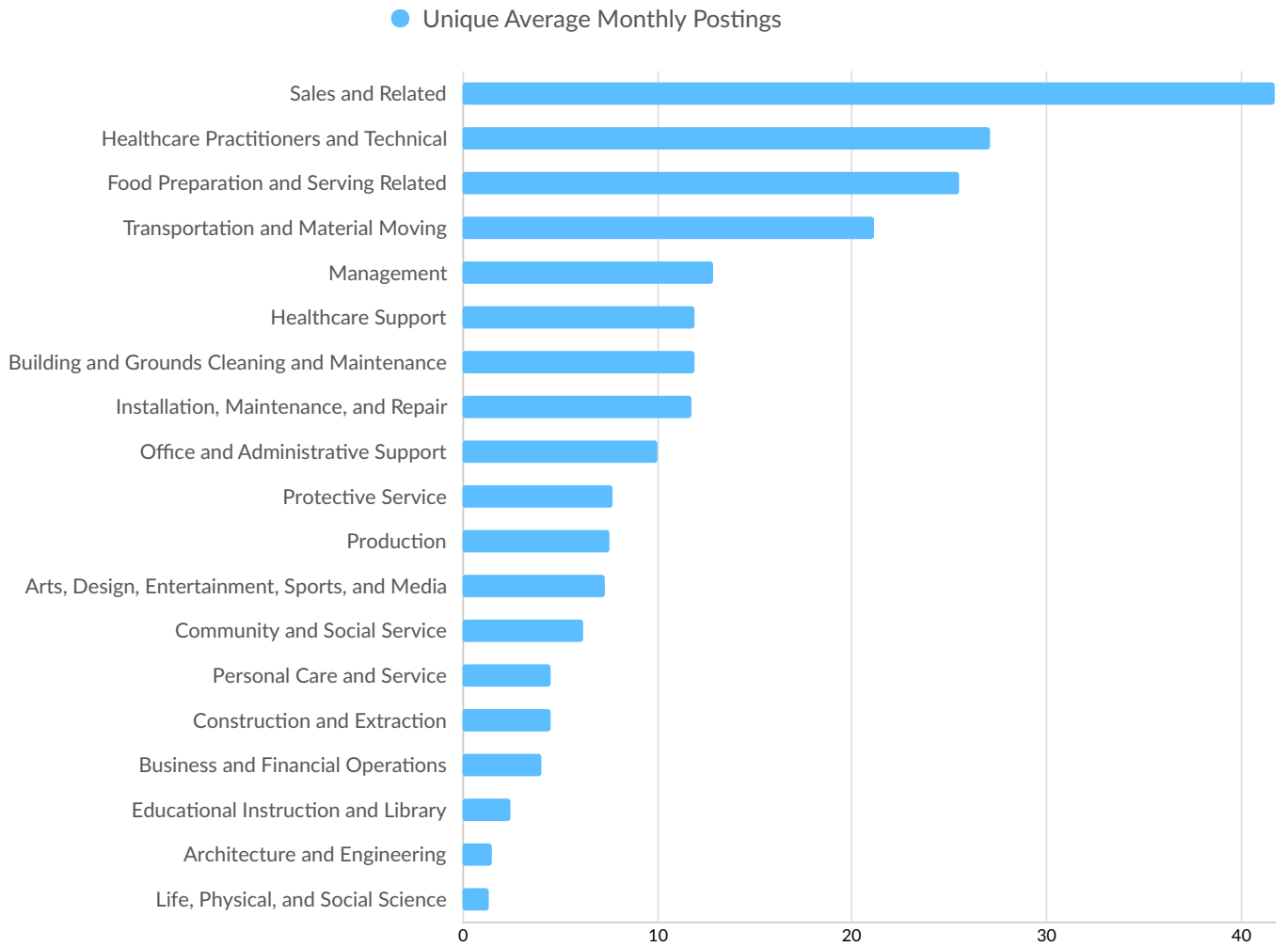
Top Occupation Employment Concentration



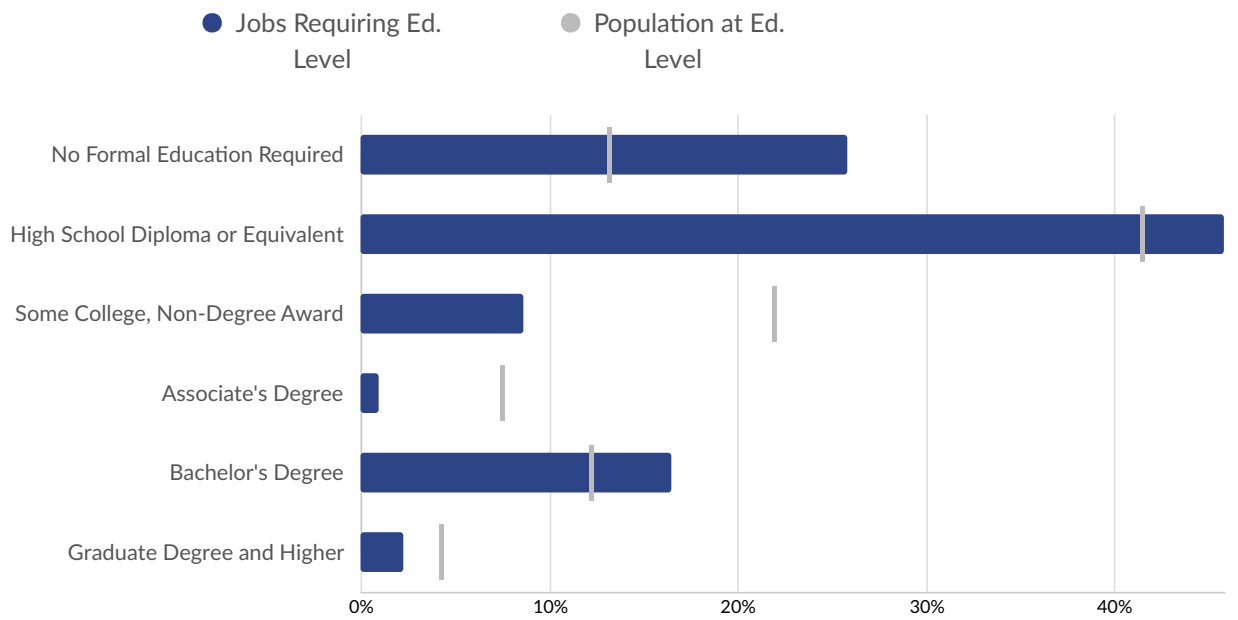
Top Occupation Earnings



Top Posted Occupations




Underemployment



Educational Pipeline

In 2024, there were 0 graduates in McCurtain County, OK. This pipeline has shrunk by 100% over the last 5 years. The highest share of these graduates come from "Barbering/Barber" (Certificate), "Cosmetology/Cosmetologist, General" (Certificate), and "Agriculture, General" (Associate's).

School	Total Graduates (2024)	Graduate Trend (2020 - 2024)
Totally Cosmo School of Modern Cosmetology (not current)	0	

- Certificate
- Associate's
- Bachelor's
- Master's or Higher

In-Demand Skills

