



Pushmataha County, OK

Choctaw Nation Economic Development Partnership



Choctaw Nation

Business & Economic Development

PO Box 1210
2807 Enterprise Blvd
Durant, Oklahoma 74702-1210

Contents

Report Parameters	1
Economy Overview	2
Unemployment by Demographics	4
Historic & Projected Trends	8
Population Characteristics	12
Inbound and Outbound Migration	14
Industry Characteristics	17
Business Characteristics	22
Workforce Characteristics	24
Educational Pipeline	29
In-Demand Skills	30

Report Parameters

1 County

40127 Pushmataha County, OK

Class of Worker

QCEW Employees, Non-QCEW Employees, and Self-Employed

The information in this report pertains to the chosen geographical area.

Economy Overview

10,803

Population (2025)

Population **grew by 10** over the last 5 years and is projected to **grow by 71** over the next 5 years.

3,050

Total Regional Employment

Jobs **decreased by 53** over the last 5 years but are projected to **grow by 24** over the next 5 years.

\$44.6K

Median Household Income (2023)

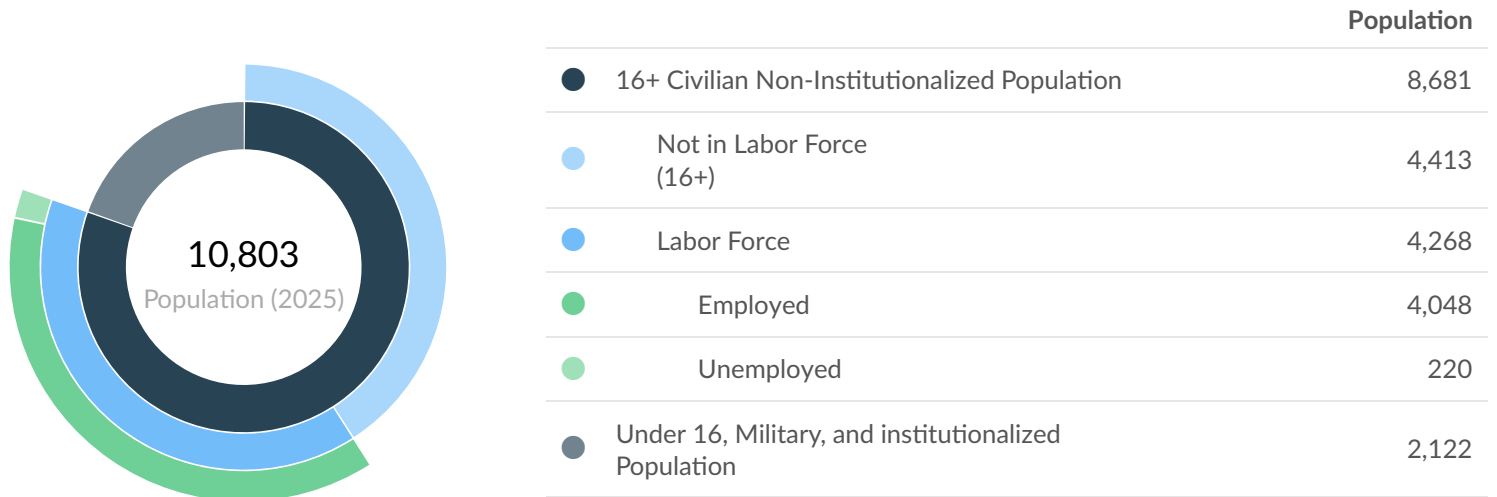
Median household income is **\$33.9K below** the national median household income of \$78.5K.

Takeaways

- As of 2025 the region's population **increased by 0.1%** since 2020, growing by 10. Population is expected to **increase by 0.7%** between 2025 and 2030, adding 71.
- From 2020 to 2025, jobs **declined by 1.7%** in Pushmataha County, OK from 3,102 to **3,050**. This change **fell short of the national growth rate of 10.6% by 12.3%**. As the number of jobs declined, the **labor force participation rate increased from 48.2% to 49.2% between 2020 and 2025**.
- Concerning educational attainment, **7.6% of Pushmataha County, OK residents possess a Bachelor's Degree** (14.2% below the national average), and **8.7% hold an Associate's Degree** (0.2% below the national average).
- The top three industries in 2025 are Education and Hospitals (Local Government), Local Government, Excluding Education and Hospitals, and Individual and Family Services.

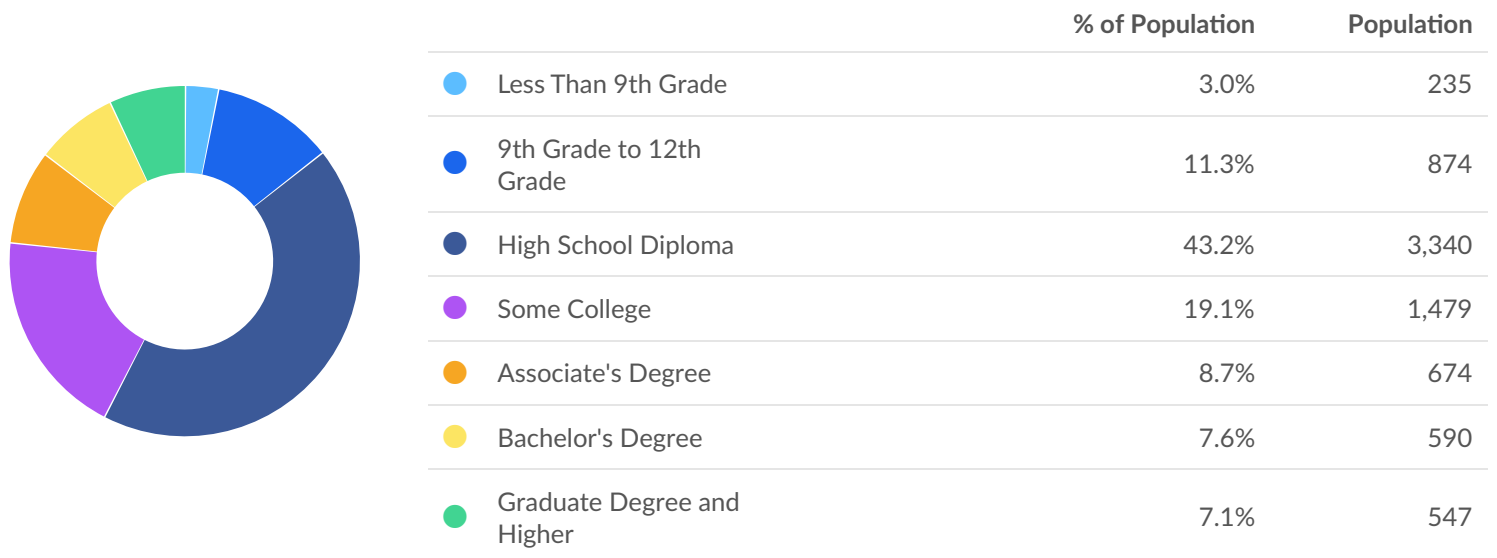
	Population (2025)	Labor Force (Dec 2025)	Jobs (2025)	Cost of Living	GRP	Imports	Exports
Region	10,803	4,268	3,050	90.0	\$307.03M	\$608.14M	\$389.84M
State	4,122,977	2,002,981	1,964,442	93.3	\$270.50B	\$266.82B	\$321.02B

Dec 2025 Labor Force Breakdown



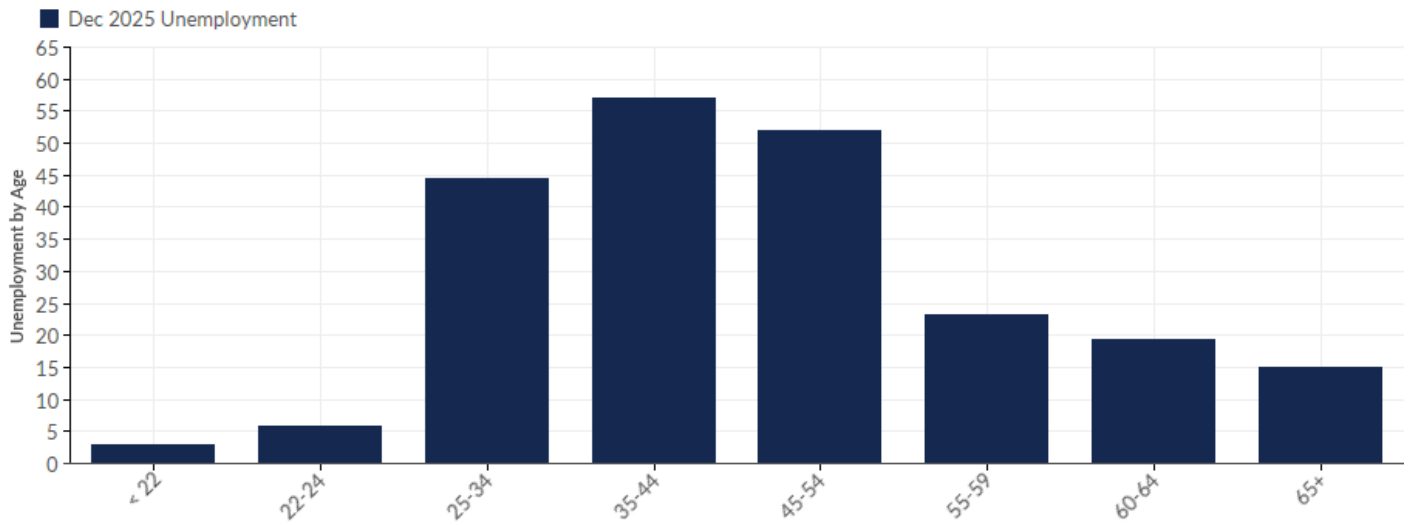
Educational Attainment

Concerning educational attainment, **7.6% of Pushmataha County, OK residents possess a Bachelor's Degree** (14.2% below the national average), and **8.7% hold an Associate's Degree** (0.2% below the national average).



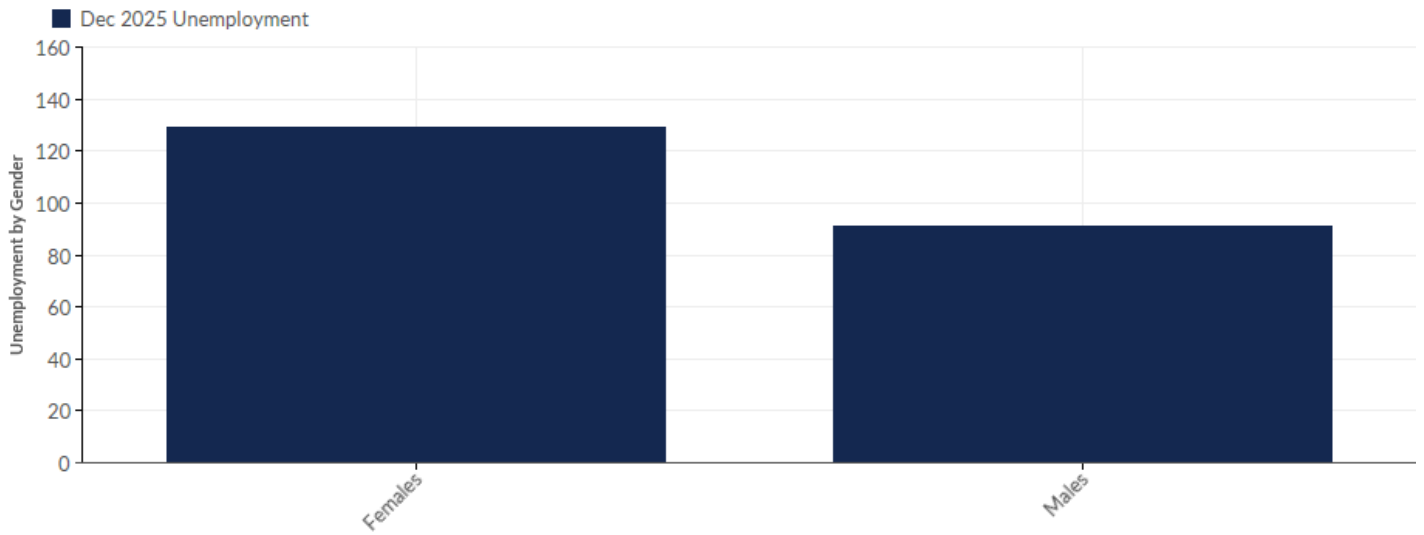
Unemployment by Demographics

Unemployment by Age



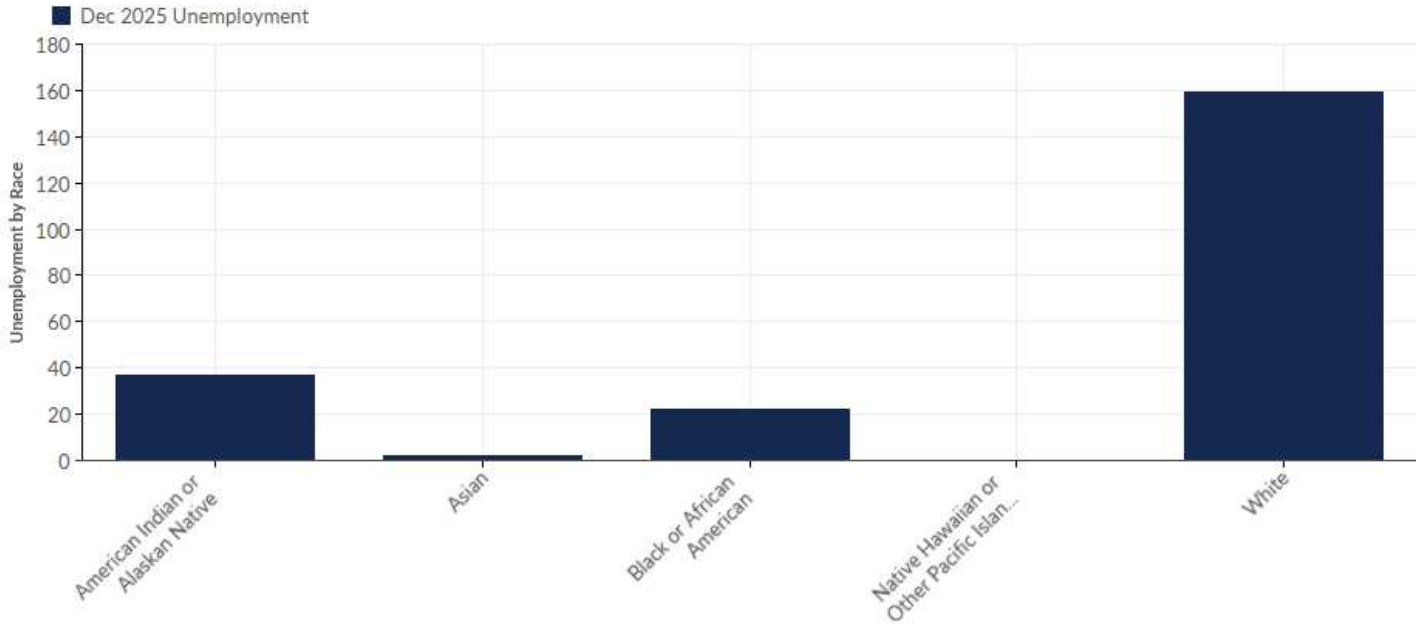
Age	Unemployment (Dec 2025)	% of Unemployed
< 22	3	1.36%
22-24	6	2.73%
25-34	44	20.00%
35-44	57	25.91%
45-54	52	23.64%
55-59	23	10.45%
60-64	19	8.64%
65+	15	6.82%
Total	220	100.00%

Unemployment by Gender



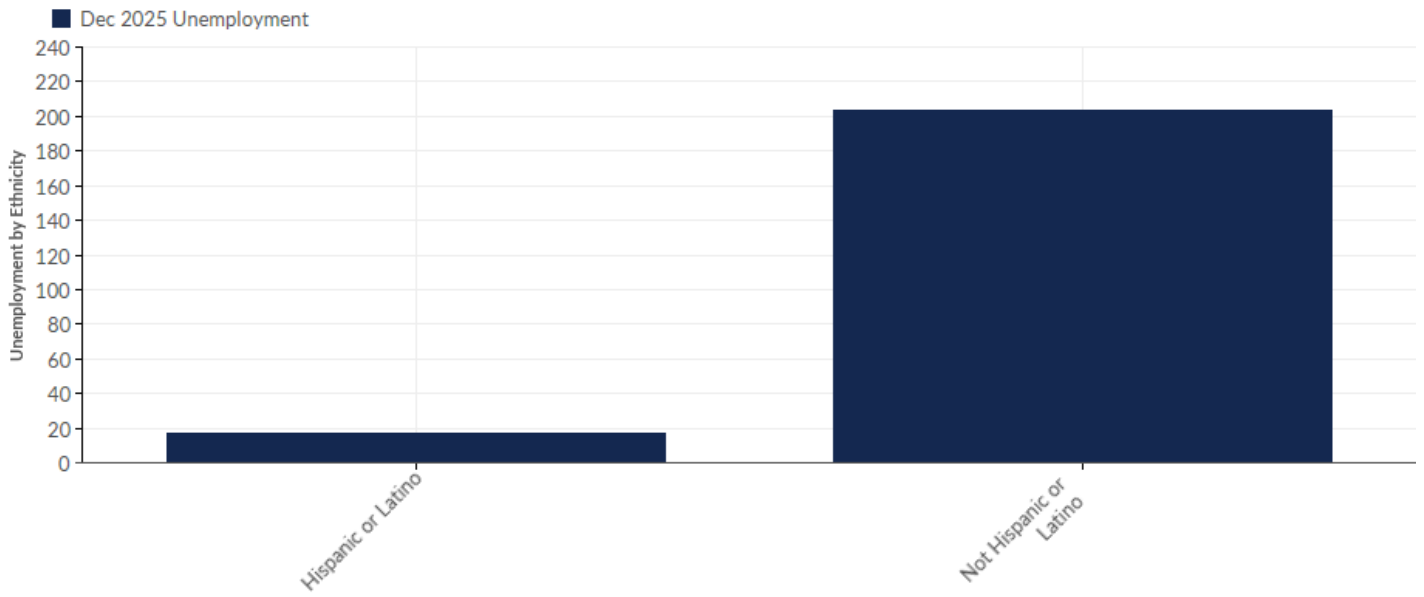
Gender	Unemployment (Dec 2025)	% of Unemployed
Females	129	58.64%
Males	91	41.36%
Total	220	100.00%

Unemployment by Race



Race	Unemployment (Dec 2025)	% of Unemployed
American Indian or Alaskan Native	37	16.82%
Asian	2	0.91%
Black or African American	22	10.00%
Native Hawaiian or Other Pacific Islander	0	0.00%
White	159	72.27%
Total	220	100.00%

Unemployment by Ethnicity

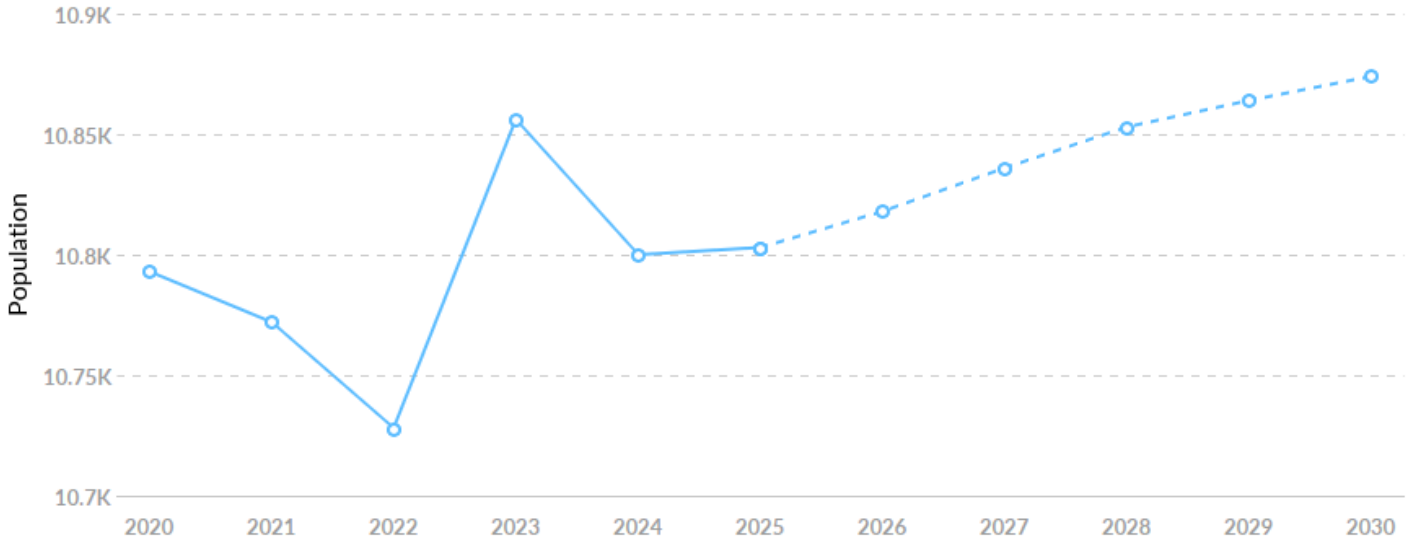


Ethnicity	Unemployment (Dec 2025)	% of Unemployed
Hispanic or Latino	17	7.73%
Not Hispanic or Latino	203	92.27%
Total	220	100.00%

Historic & Projected Trends

Population Trends

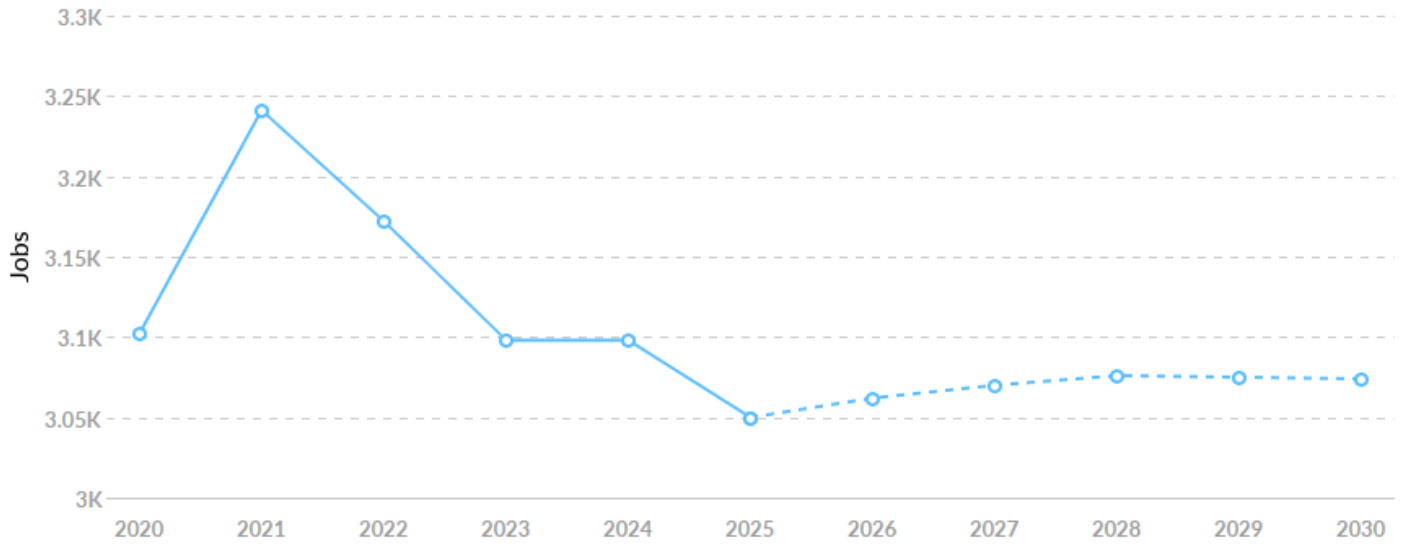
As of 2025 the region's population increased by 0.1% since 2020, growing by 10. Population is expected to increase by 0.7% between 2025 and 2030, adding 71.



Timeframe	Population
2020	10,793
2021	10,772
2022	10,728
2023	10,856
2024	10,800
2025	10,803
2026	10,818
2027	10,836
2028	10,853
2029	10,864
2030	10,874

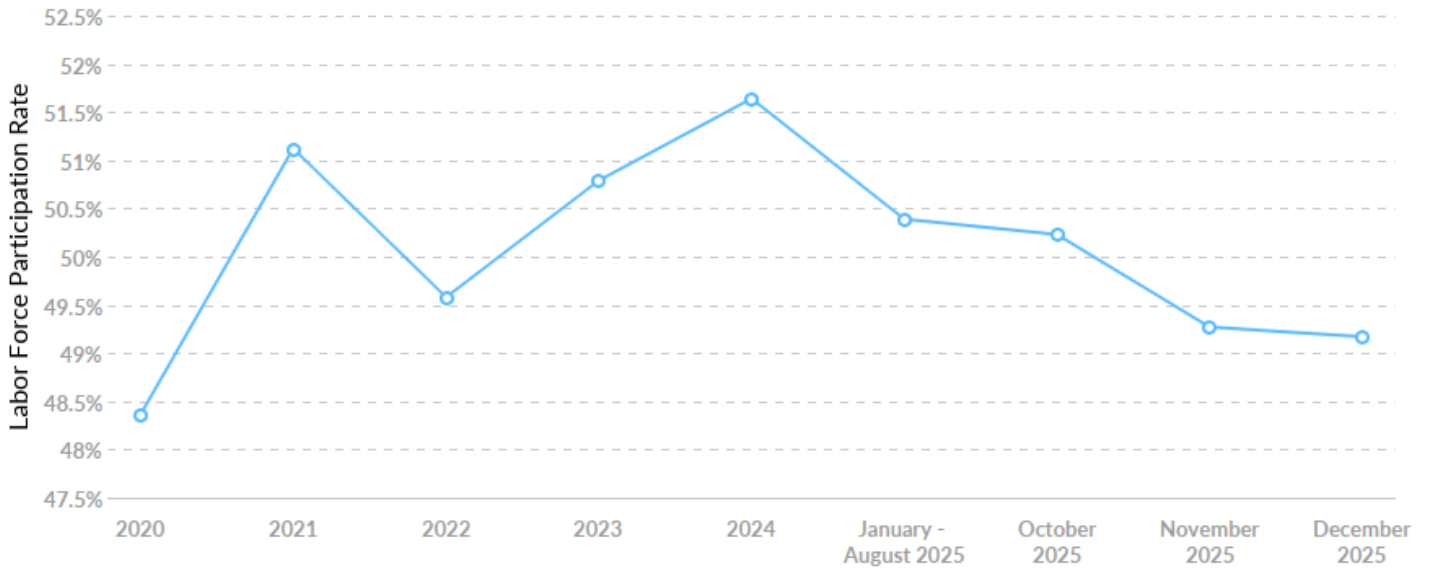
Job Trends

From 2020 to 2025, jobs declined by 1.7% in Pushmataha County, OK from 3,102 to 3,050. This change fell short of the national growth rate of 10.6% by 12.3%.



Timeframe	Jobs
2020	3,102
2021	3,241
2022	3,172
2023	3,098
2024	3,098
2025	3,050
2026	3,062
2027	3,070
2028	3,076
2029	3,075
2030	3,074

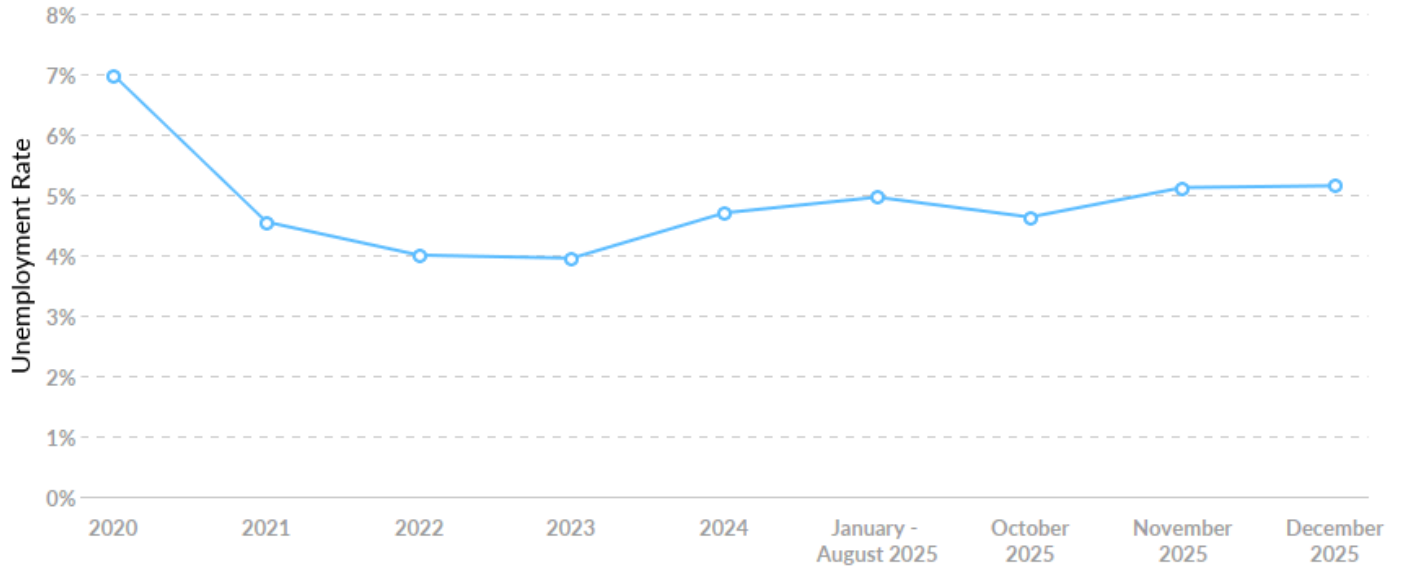
Labor Force Participation Rate Trends



Timeframe	Labor Force Participation Rate
2020	48.36%
2021	51.12%
2022	49.58%
2023	50.79%
2024	51.64%
January - August 2025	50.39%
October 2025	50.23%
November 2025	49.27%
December 2025	49.17%

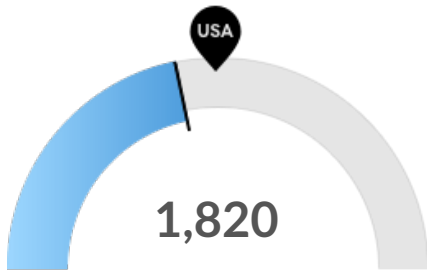
Unemployment Rate Trends

Pushmataha County, OK had a December 2025 unemployment rate of 5.15%, **decreasing from 6.98%** 5 years before.



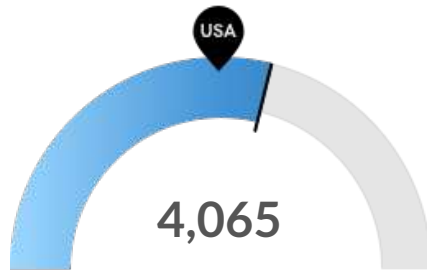
Timeframe	Unemployment Rate
2020	6.98%
2021	4.55%
2022	4.00%
2023	3.95%
2024	4.70%
January - August 2025	4.96%
October 2025	4.63%
November 2025	5.12%
December 2025	5.15%

Population Characteristics



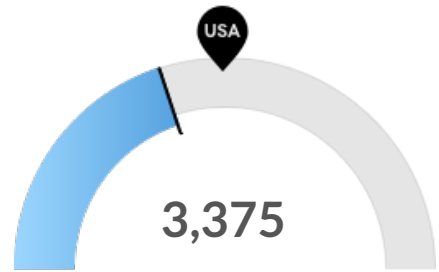
Millennials

Pushmataha County, OK has 1,820 millennials (ages 25-39). The national average for an area this size is 2,211.



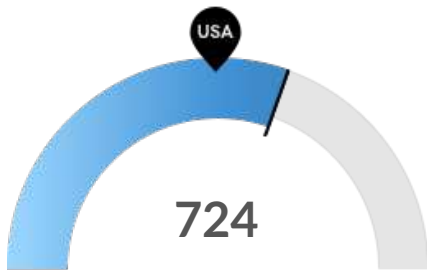
Retiring Soon

Retirement risk is high in Pushmataha County, OK. The national average for an area this size is 3,266 people 55 or older, while there are 4,065 here.



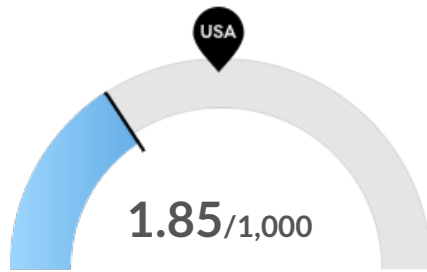
Racial Diversity

Racial diversity is low in Pushmataha County, OK. The national average for an area this size is 4,594 racially diverse people, while there are 3,375 here.



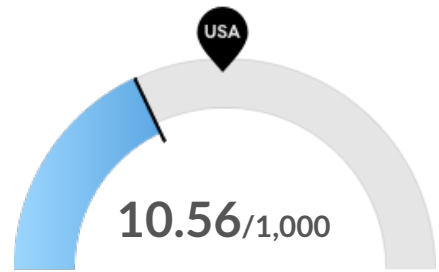
Veterans

Pushmataha County, OK has 724 veterans. The national average for an area this size is 534.



Violent Crime

Pushmataha County, OK has 1.85 violent crimes per 1,000 people. The national rate is 3.38 per 1,000 people.

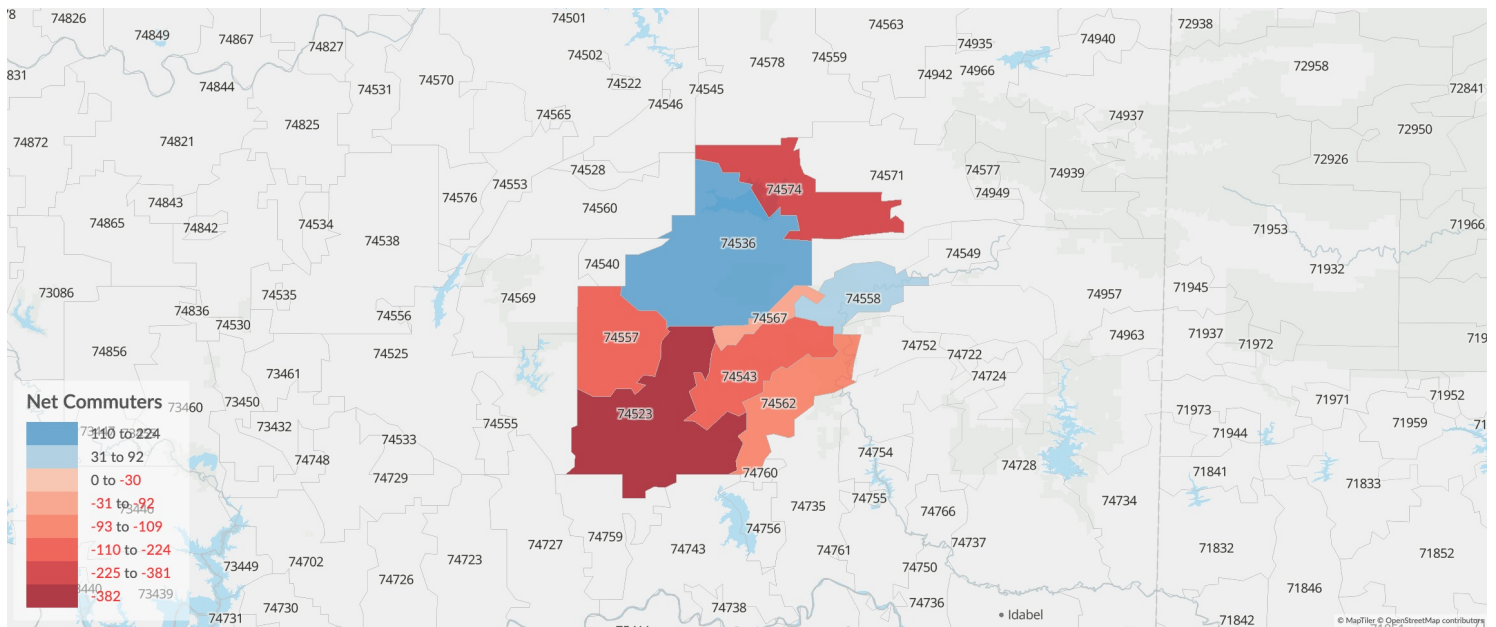


Property Crime

Pushmataha County, OK has 10.56 property crimes per 1,000 people. The national rate is 16.44 per 1,000 people.

Place of Work vs Place of Residence

Understanding where talent in Pushmataha County, OK currently works compared to where talent lives can help you optimize site decisions.



Where Talent Works

ZIP	Name	2025 Employment
74523	Antlers, OK (in Pushmat...	1,781
74536	Clayton, OK (in Pushma...	681
74558	Nashoba, OK (in Pushm...	190
74574	Tuskahoma, OK (in Push...	163
74562	Rattan, OK (in Pushmat...	155

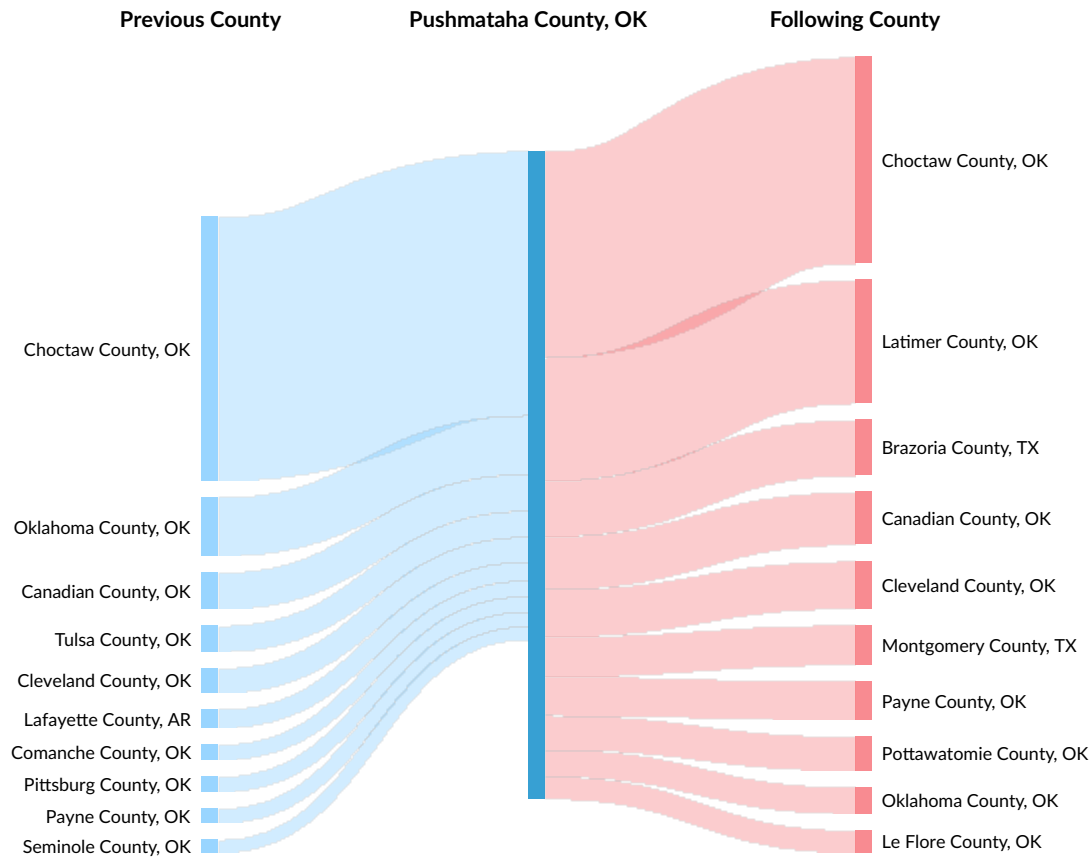
Where Talent Lives

ZIP	Name	2025 Workers
74523	Antlers, OK (in Pushmat...	2,163
74536	Clayton, OK (in Pushma...	570
74574	Tuskahoma, OK (in Push...	388
74562	Rattan, OK (in Pushmat...	248
74557	Moyers, OK (in Pushma...	161

Inbound and Outbound Migration

The table below analyzes past and current residents of Pushmataha County, OK. The left column shows residents of other counties migrating to Pushmataha County, OK. The right column shows residents migrating from Pushmataha County, OK to other counties.

As of 2022, **86** people have migrated from Choctaw County, OK to Pushmataha County, OK. In the same year, **67** people left Pushmataha County, OK migrating to Choctaw County, OK. The total Net Migration for Pushmataha County, OK in 2022 was **151**.



Top Previous Counties	Migrations
Choctaw County, OK	86
Oklahoma County, OK	19
Canadian County, OK	12
Tulsa County, OK	8
Cleveland County, OK	8

Top Previous Counties	Migrations
Lafayette County, AR	6
Comanche County, OK	5
Pittsburg County, OK	5
Payne County, OK	5
Seminole County, OK	4
Harris County, TX	4
Pottawatomie County, OK	4
Muskogee County, OK	4
Valley County, ID	4
Creek County, OK	4
Top Following Counties	Migrations
Choctaw County, OK	67
Latimer County, OK	40
Brazoria County, TX	18
Canadian County, OK	17
Cleveland County, OK	15
Montgomery County, TX	13
Payne County, OK	13
Pottawatomie County, OK	11
Oklahoma County, OK	9
Le Flore County, OK	7
Polk County, AR	7
Tarrant County, TX	6
Carter County, OK	5
Tulsa County, OK	4

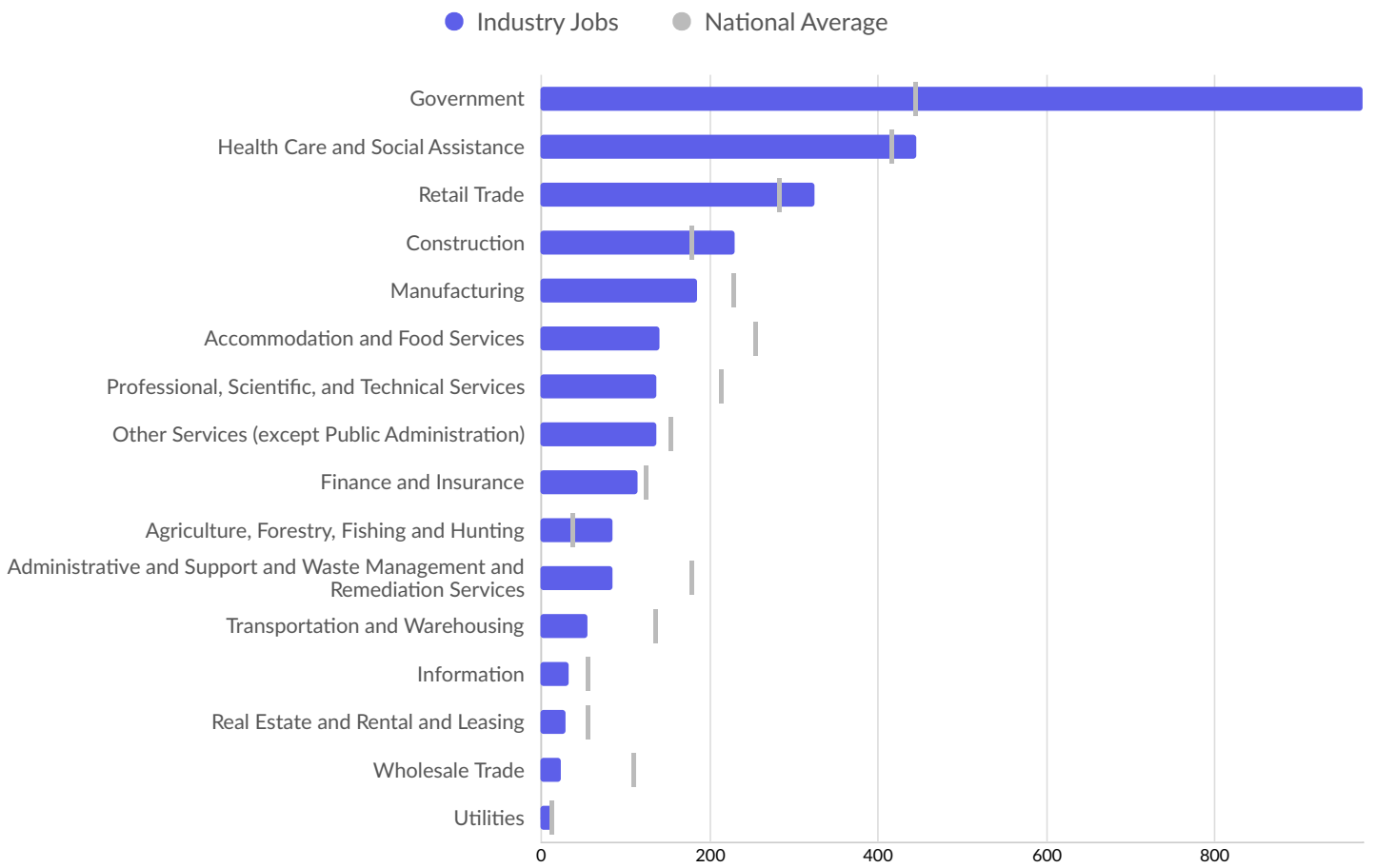
Top Following Counties**Migrations**

Grayson County, TX

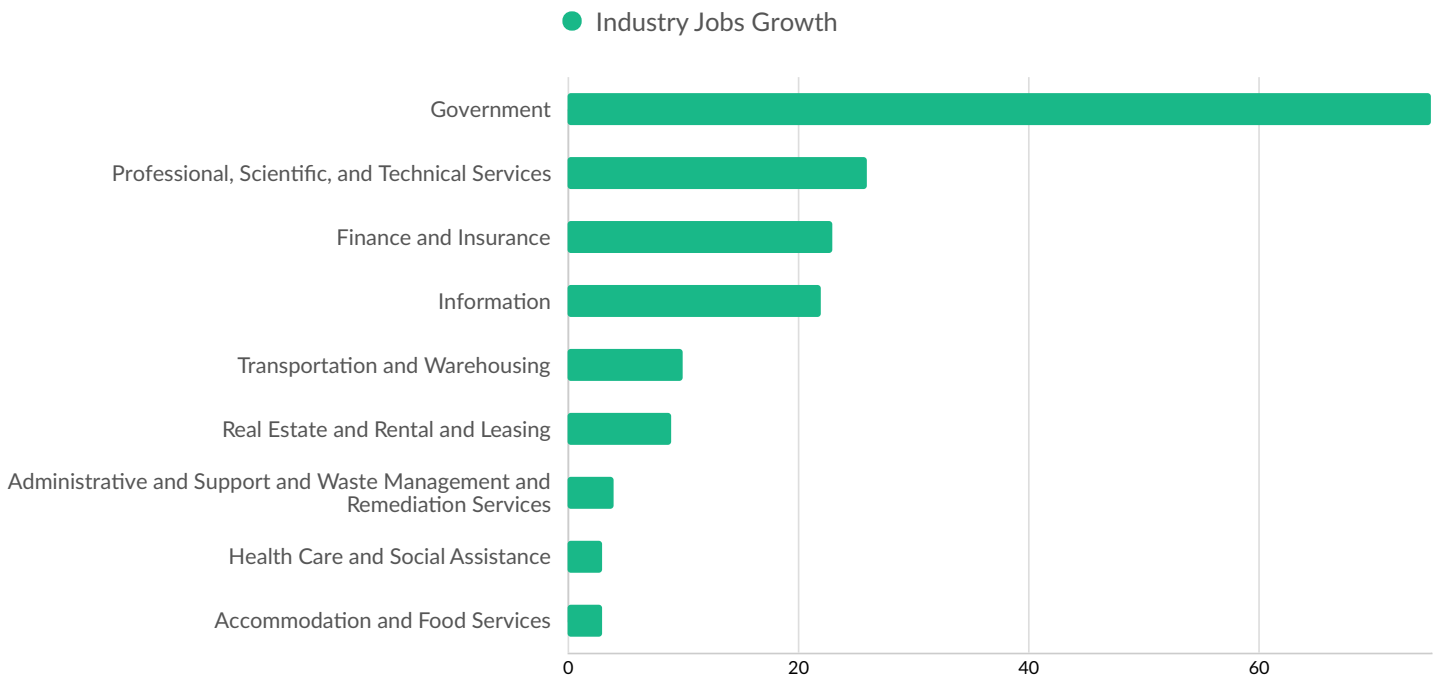
4

Industry Characteristics

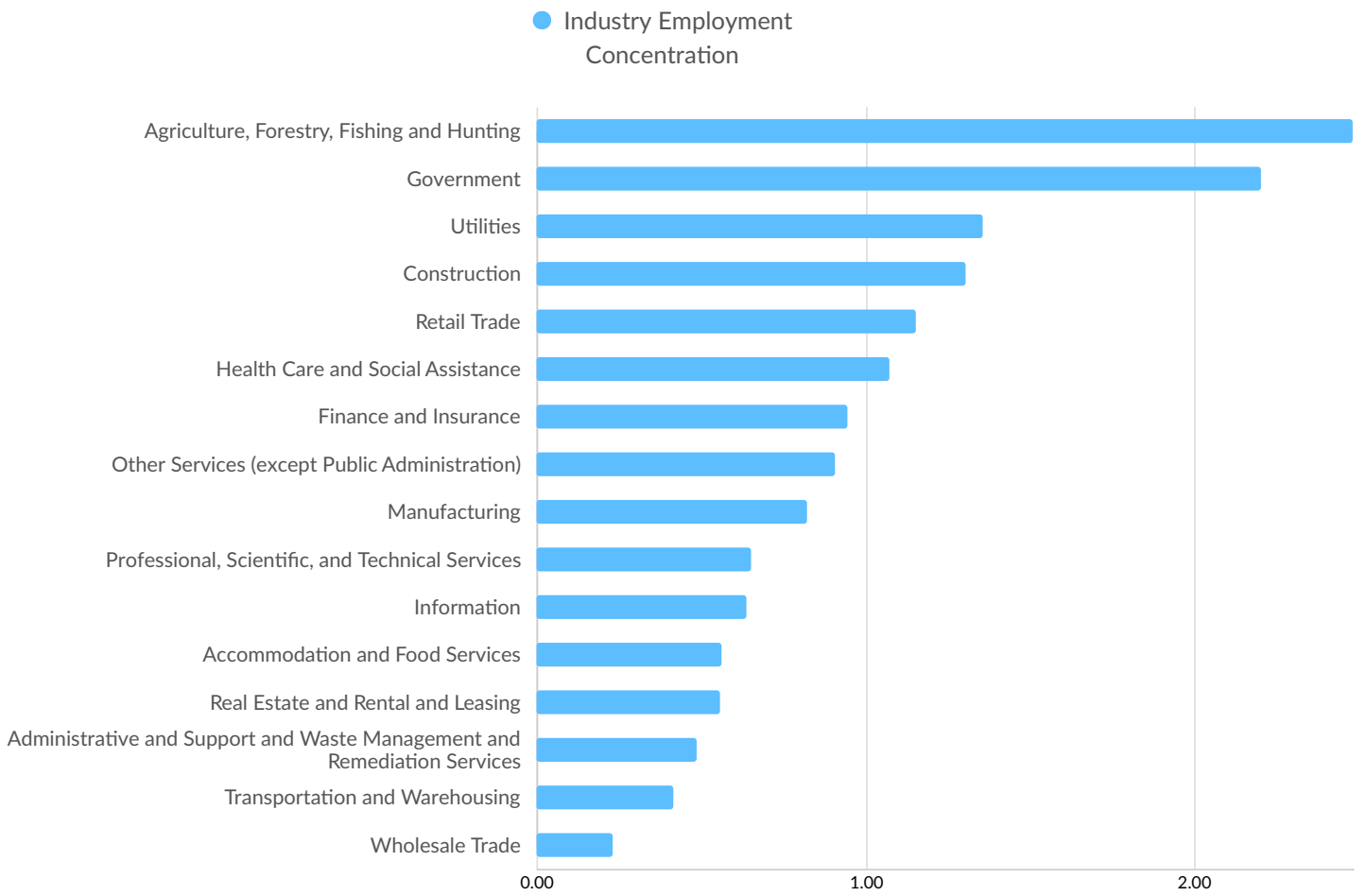
Largest Industries



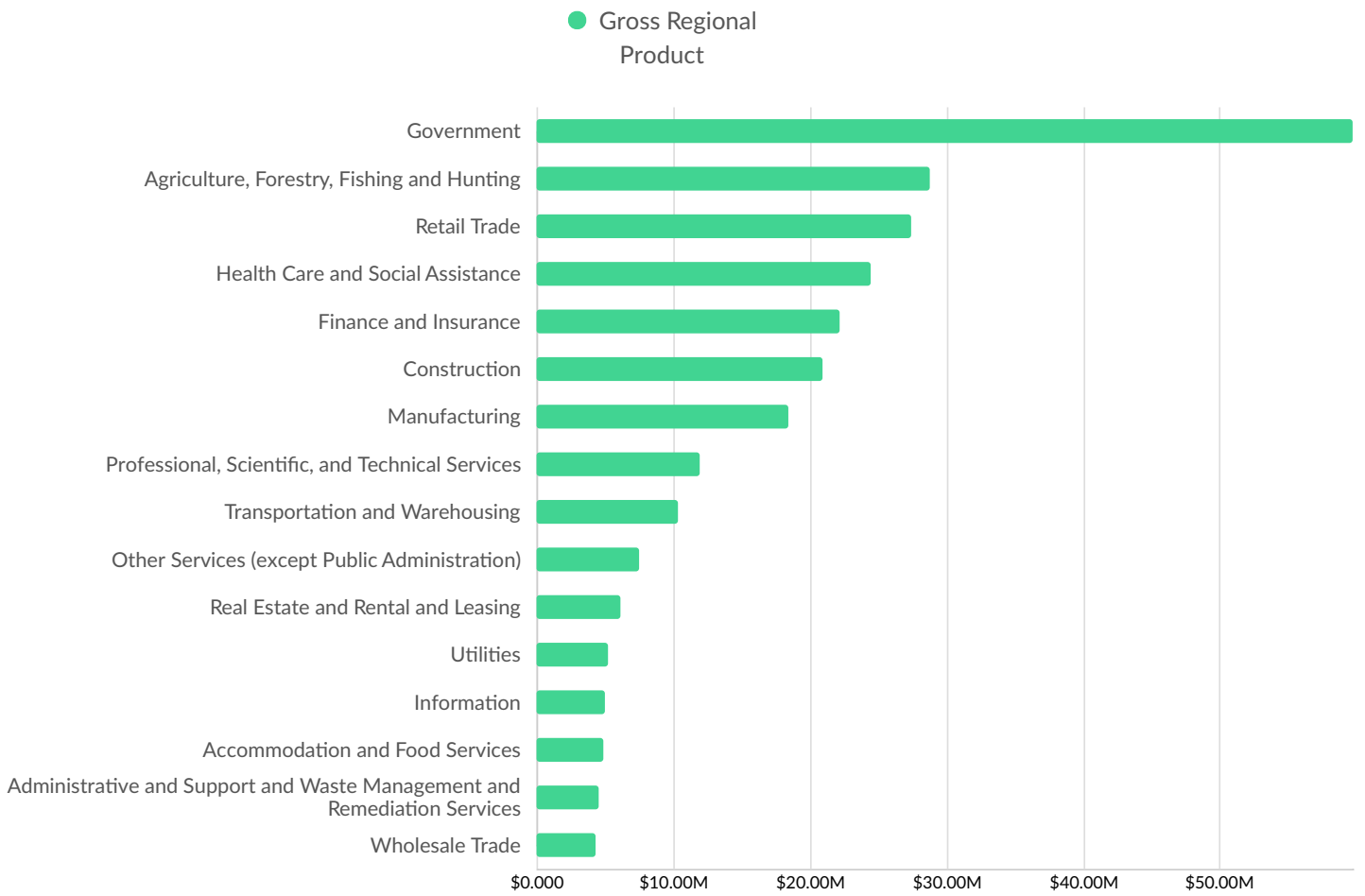
Top Growing Industries



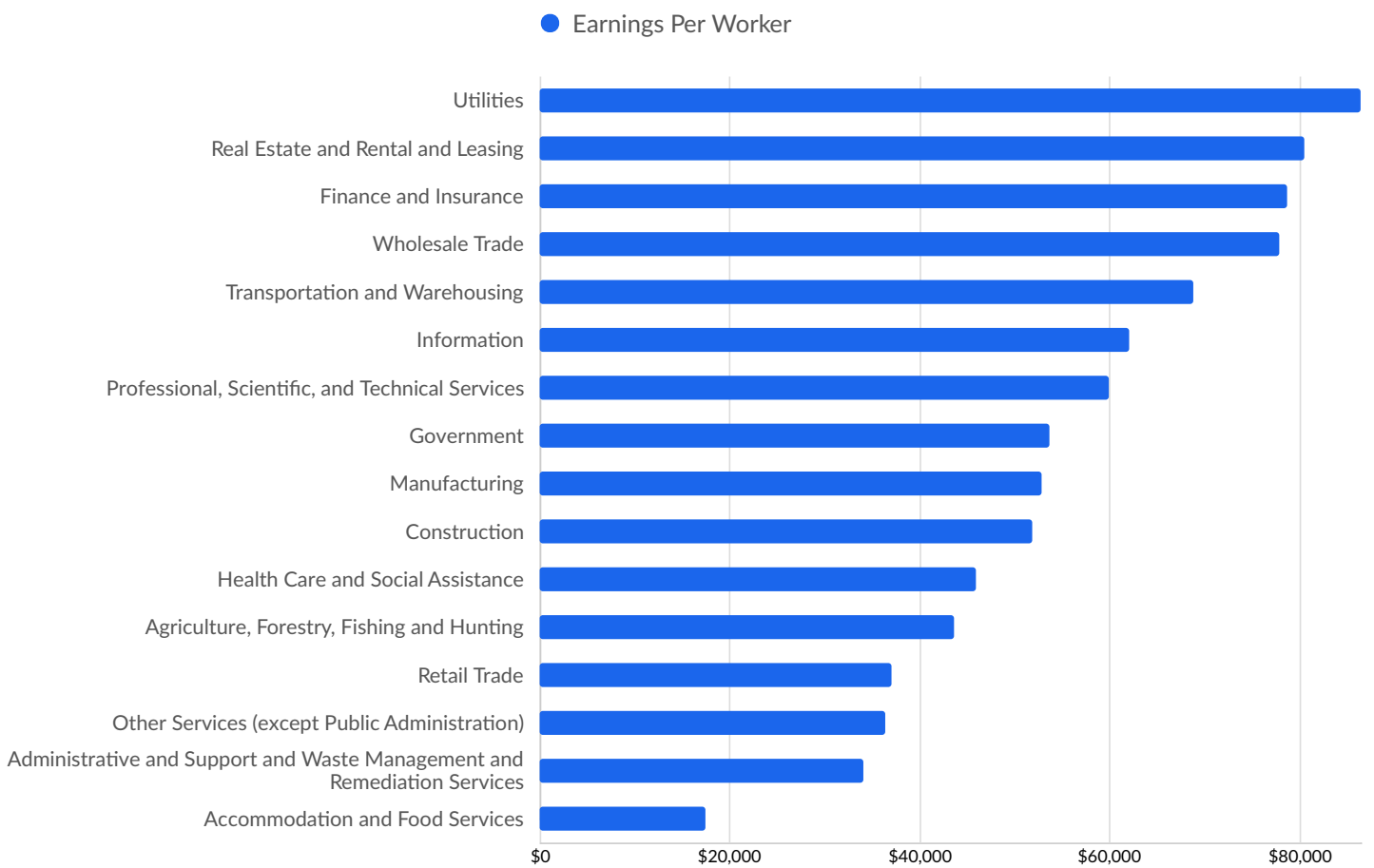
Top Industry Employment Concentration



Top Industry GRP























Top Industry Earnings



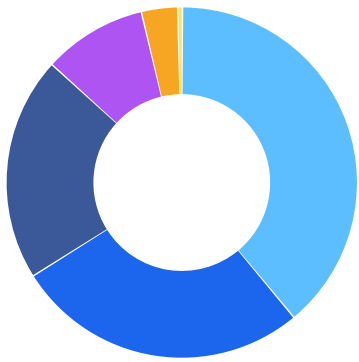
Business Characteristics

761 Companies Employ Your Workers

Online profiles for your workers mention 761 companies as employers, with the top 10 appearing below. In the last 12 months, 88 companies in Pushmataha County, OK posted job postings, with the top 10 appearing below.

Top Companies	Profiles	Top Companies Posting	Unique Postings
Choctaw Nation Of Oklahoma	44 	Dollar General	34 
State of Oklahoma	36 	Choctaw Nation Of Oklahoma	29 
First Bank	20 	Mays Plus	23 
Pushmataha Hospital	15 	Choctaw Nation Headstart	19 
The Teal-Jones Group	12 	Transco Lines	17 
Clayton Public School	9 	Choice Health At Home	11 
Walmart	9 	Elara Caring	11 
Antlers Public School	8 	Oklahoma State School Boards ...	11 
Moyers Public School	8 	AutoZone	10 
Pushmataha Family Medical Cen...	8 	Enhabit Home Health & Hospice	10 

Business Size

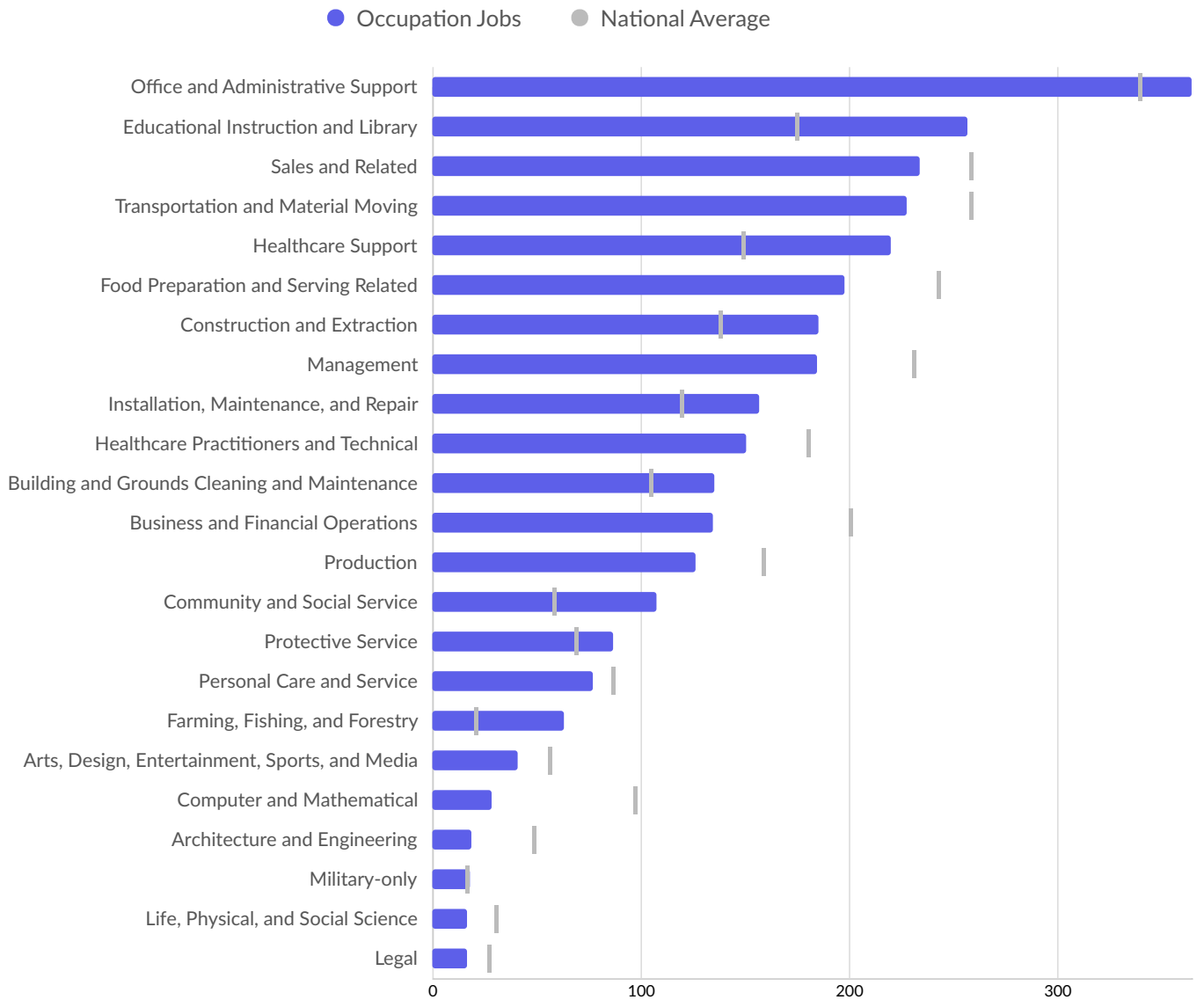


	Percentage	Business Count
● 1 to 4 employees	38.9%	175
● 5 to 9 employees	27.1%	122
● 10 to 19 employees	20.7%	93
● 20 to 49 employees	9.6%	43
● 50 to 99 employees	3.3%	15
● 100 to 249 employees	0.4%	2

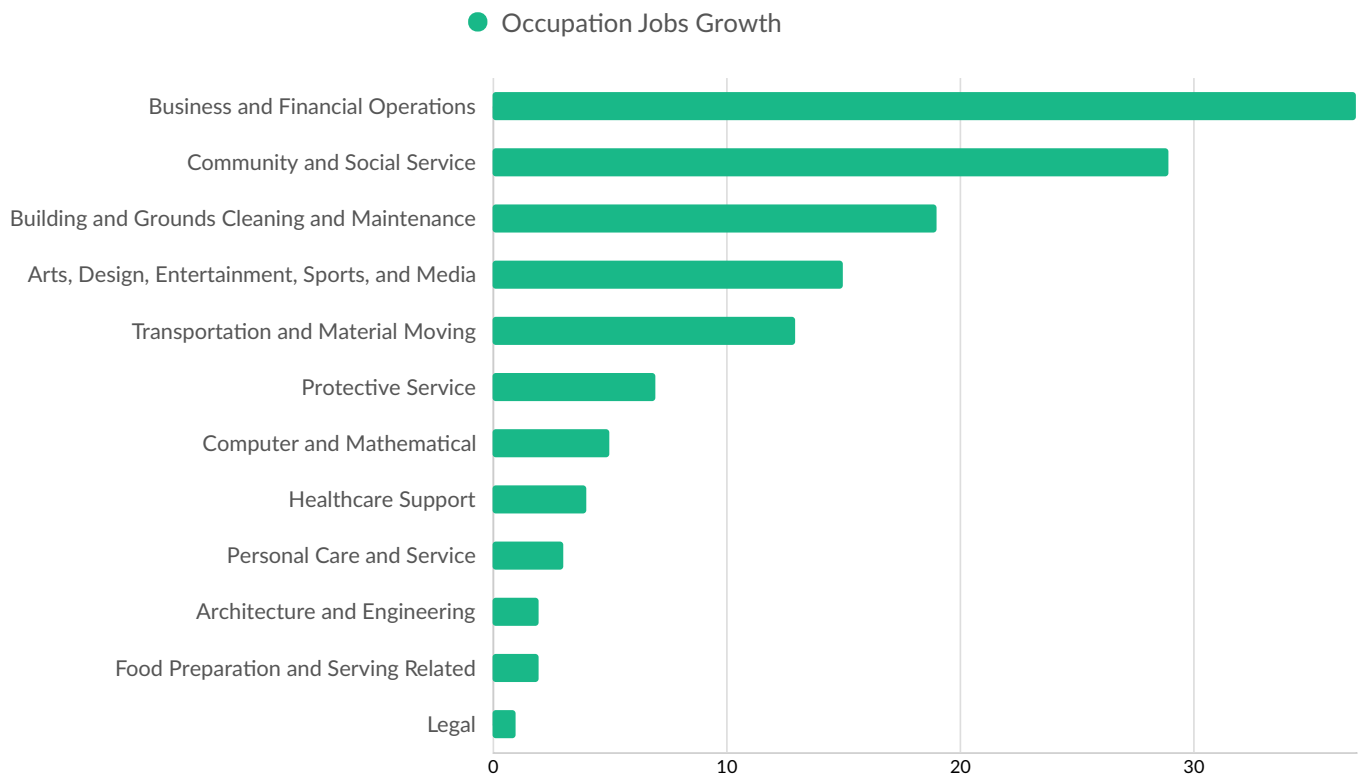
*Business Data by DatabaseUSA.com is third-party data provided by Lightcast to its customers as a convenience, and Lightcast does not endorse or warrant its accuracy or consistency with other published Lightcast data. In most cases, the Business Count will not match total companies with profiles on the summary tab.

Workforce Characteristics

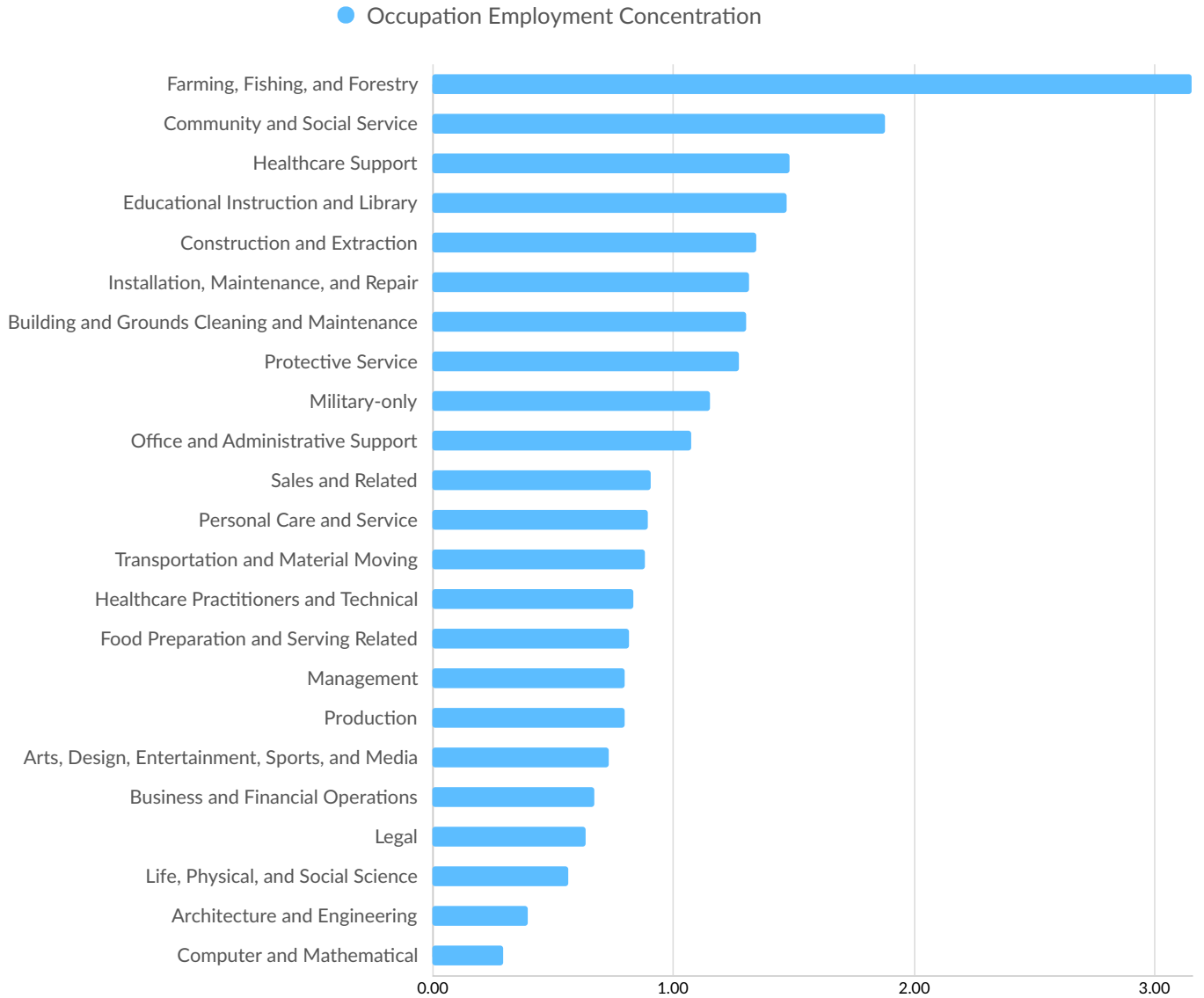
Largest Occupations



Top Growing Occupations



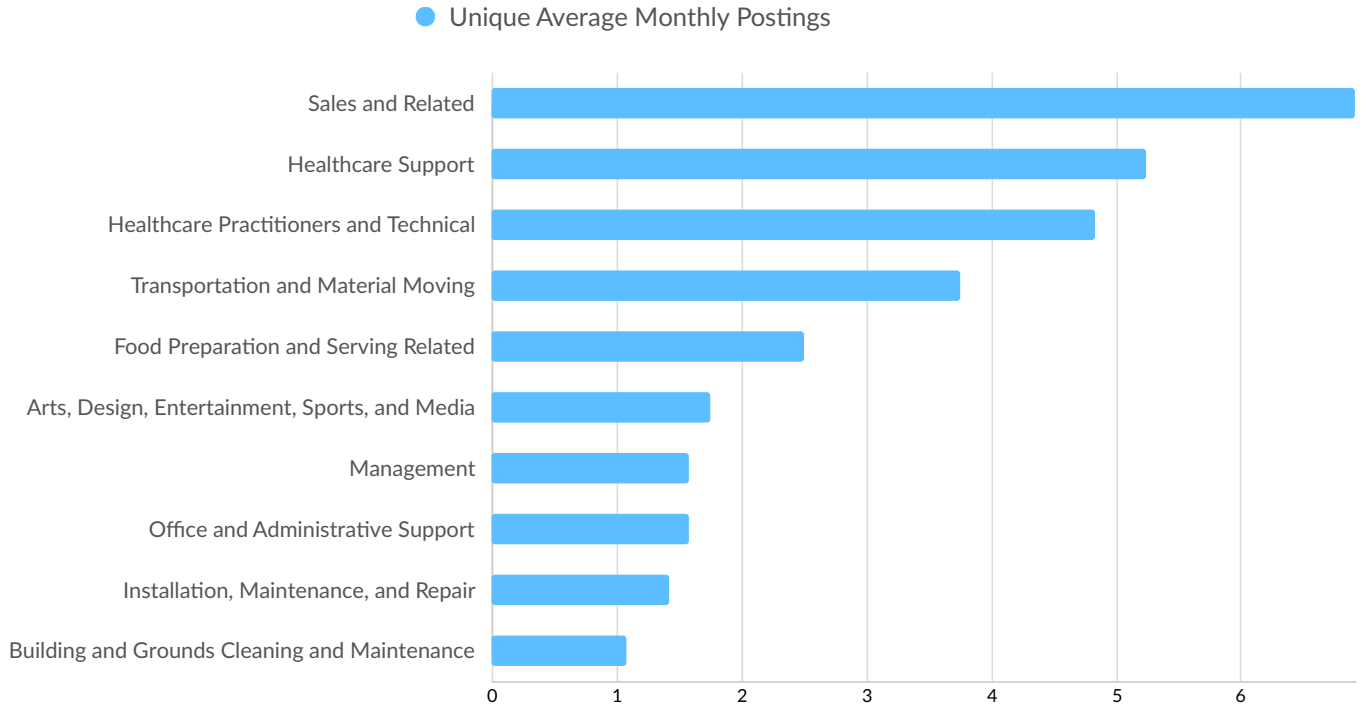
Top Occupation Employment Concentration



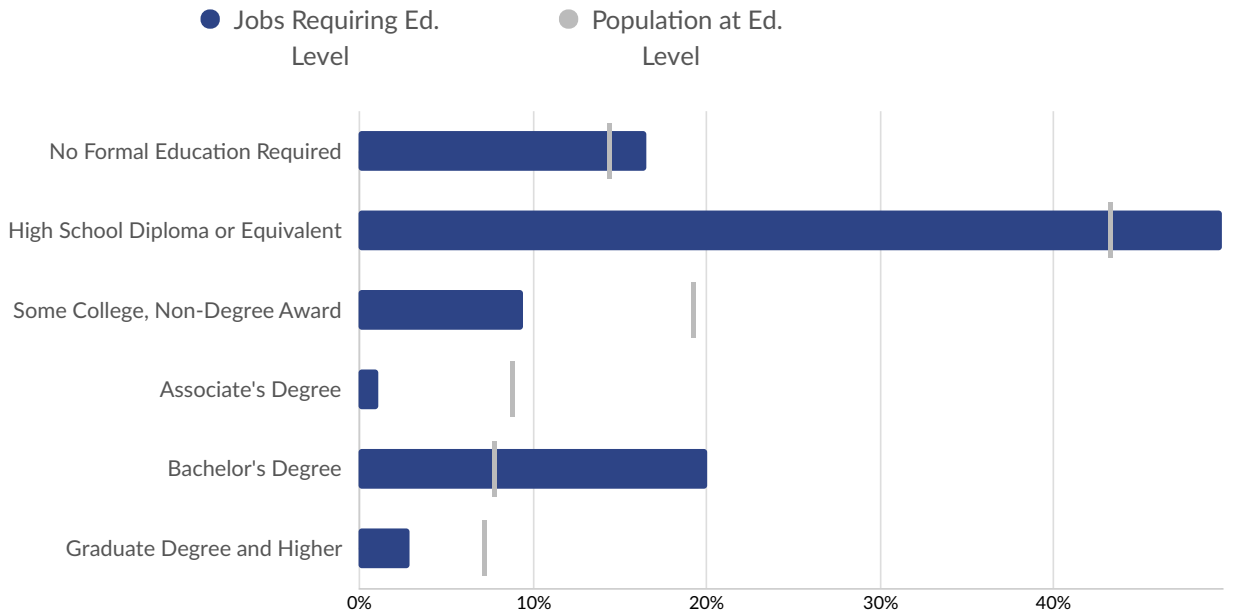
Top Occupation Earnings



Top Posted Occupations



Underemployment



Educational Pipeline

Over the last 5 years, no schools in Pushmataha County, OK produced graduates.

In-Demand Skills

