



Pittsburg County, OK

Choctaw Nation Economic Development Partnership



Choctaw Nation

Business & Economic Development

PO Box 1210
2807 Enterprise Blvd
Durant, Oklahoma 74702-1210

Contents

Report Parameters	1
Economy Overview	2
Unemployment by Demographics	4
Historic & Projected Trends	8
Population Characteristics	12
Inbound and Outbound Migration	14
Industry Characteristics	16
Business Characteristics	21
Workforce Characteristics	23
Educational Pipeline	29
In-Demand Skills	30

Report Parameters

1 County

40121 Pittsburg County, OK

Class of Worker

QCEW Employees, Non-QCEW Employees, and Self-Employed

The information in this report pertains to the chosen geographical area.

Economy Overview

43,535

Population (2024)

Population **decreased by 138** over the last 5 years but is projected to **grow by 225** over the next 5 years.

16,743

Total Regional Employment

Jobs **decreased by 1,262** over the last 5 years and are projected to **decrease by 29** over the next 5 years.

\$54.8K

Median Household Income (2023)

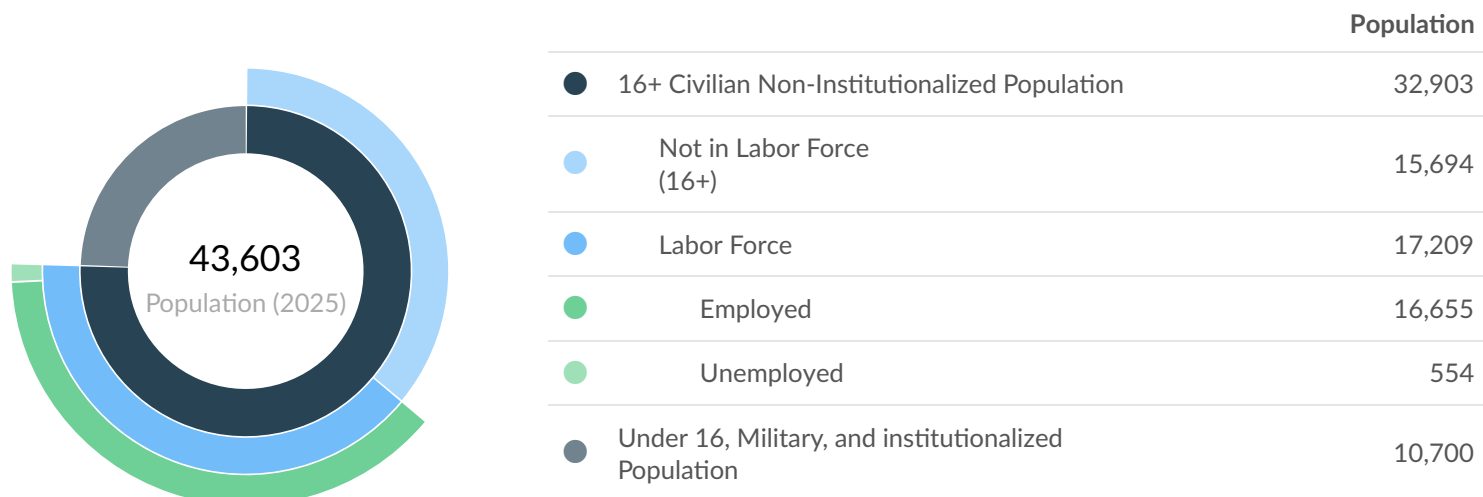
Median household income is **\$23.8K below** the national median household income of \$78.5K.

Takeaways

- As of 2024 the region's population **declined by 0.3%** since 2019, falling by 138. Population is expected to **increase by 0.5%** between 2024 and 2029, adding 225.
- From 2019 to 2024, jobs **declined by 7.0%** in Pittsburg County, OK from 18,006 to **16,743**. This change **fell short of the national growth rate of 4.1% by 11.1%**. As the number of jobs declined, the **labor force participation rate decreased from 56.6% to 52.0% between 2019 and 2024**.
- Concerning educational attainment, **13.0% of Pittsburg County, OK residents possess a Bachelor's Degree** (8.5% below the national average), and **9.4% hold an Associate's Degree** (0.6% above the national average).
- The top three industries in 2024 are Education and Hospitals (Local Government), Federal Government, Civilian, and Local Government, Excluding Education and Hospitals.

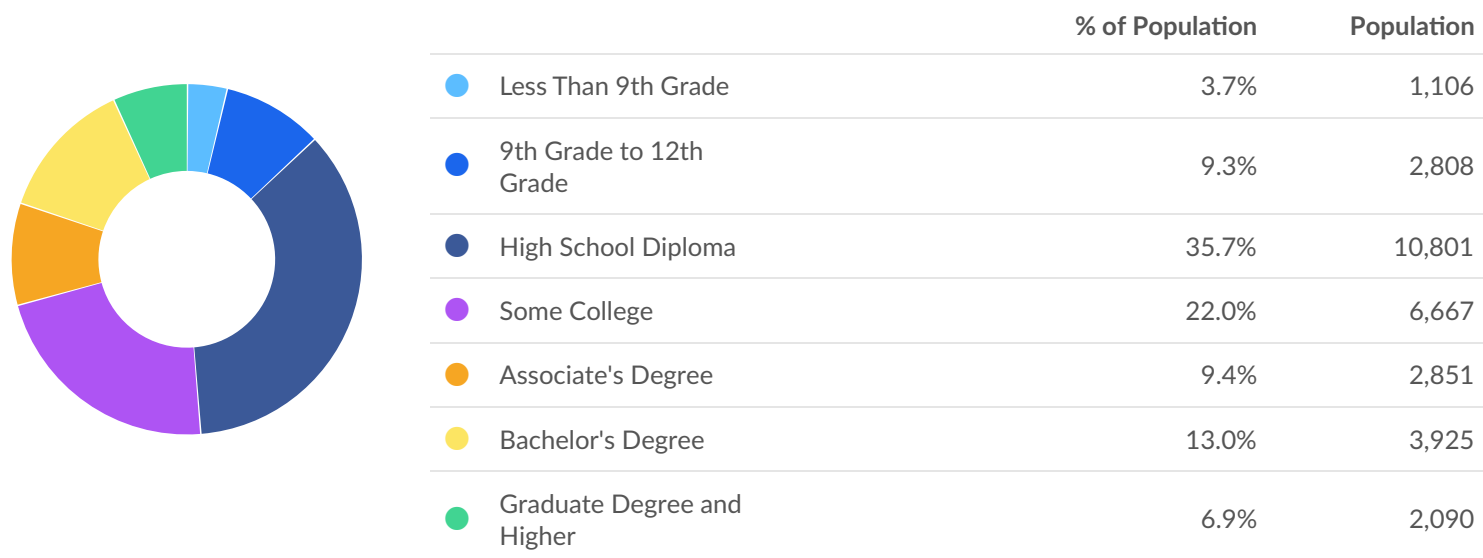
	Population (2025)	Labor Force (Apr 2025)	Jobs (2024)	Cost of Living	GRP	Imports	Exports
Region	43,603	17,209	16,743	91.0	\$1.98B	\$3.53B	\$4.85B
State	4,117,309	2,000,196	1,952,015	93.3	\$267.26B	\$264.02B	\$324.90B

Apr 2025 Labor Force Breakdown



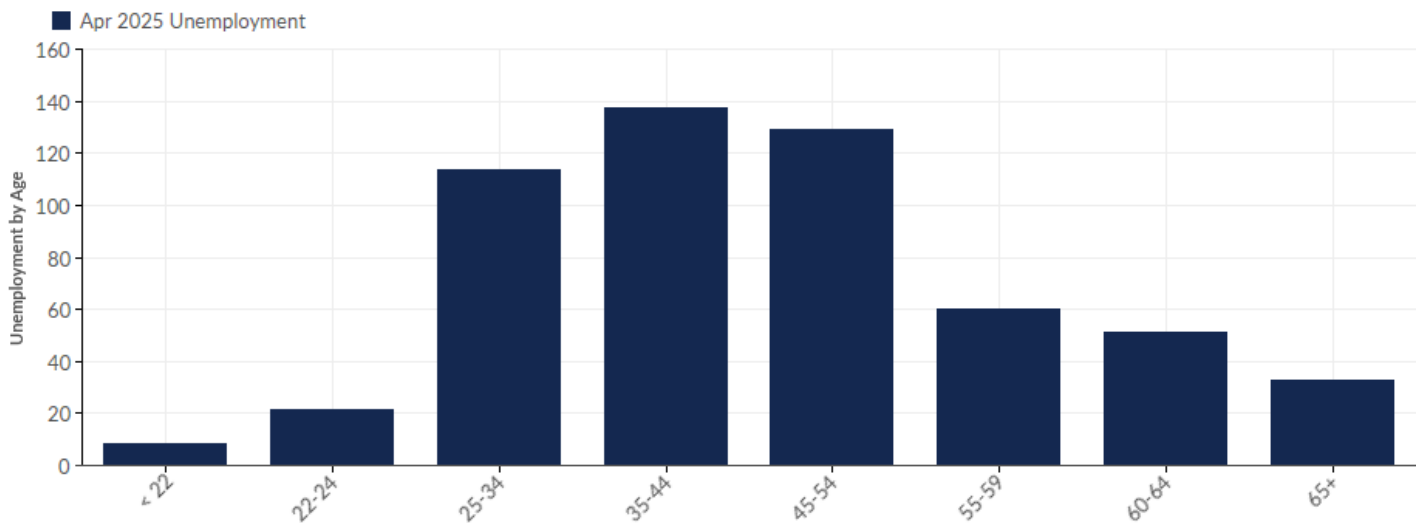
Educational Attainment

Concerning educational attainment, **13.0% of Pittsburg County, OK residents possess a Bachelor's Degree** (8.5% below the national average), and **9.4% hold an Associate's Degree** (0.6% above the national average).



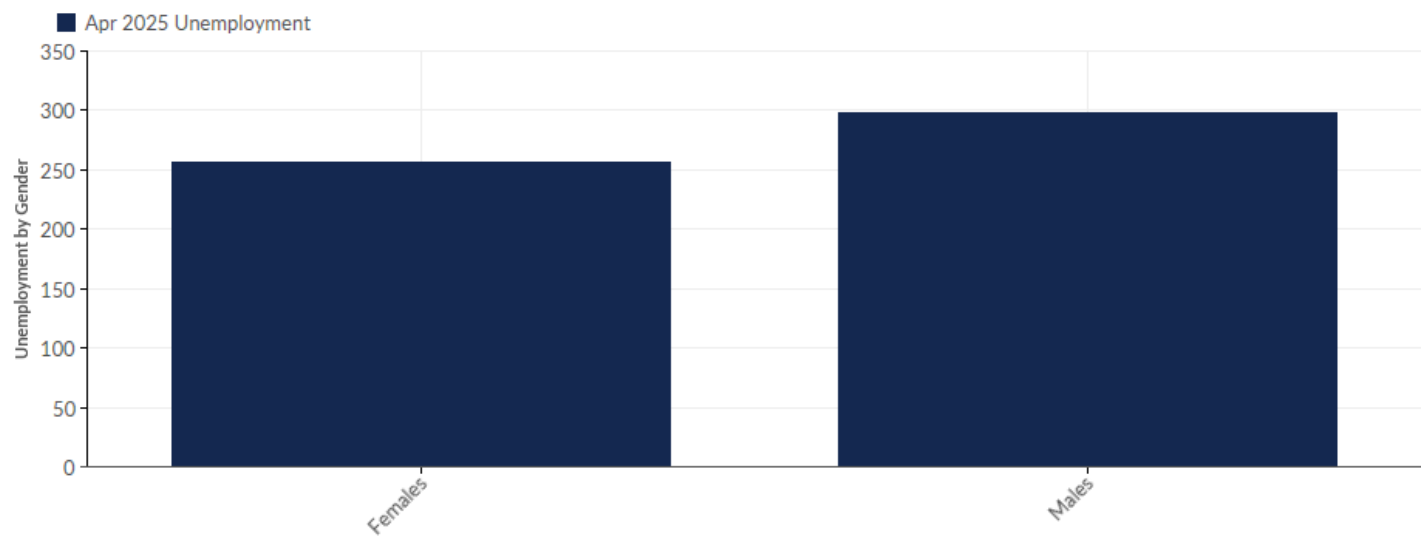
Unemployment by Demographics

Unemployment by Age



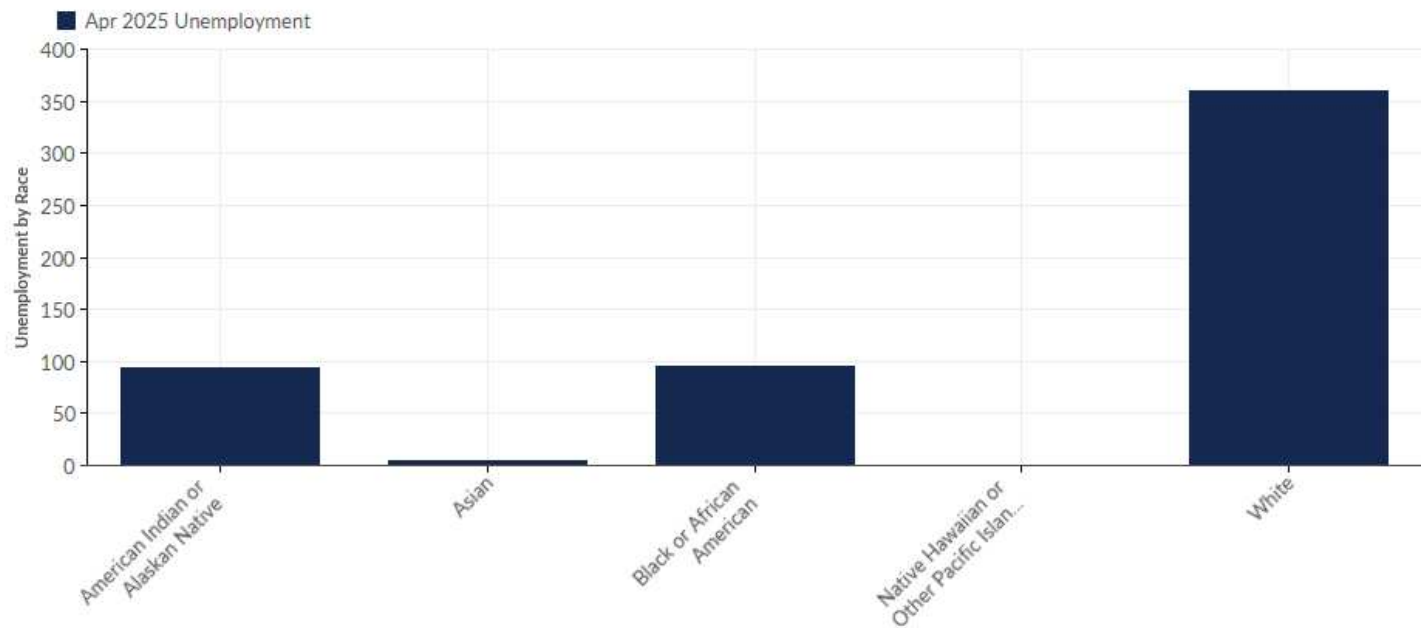
Age	Unemployment (Apr 2025)	% of Unemployed
< 22	8	1.44%
22-24	21	3.79%
25-34	113	20.40%
35-44	137	24.73%
45-54	129	23.29%
55-59	60	10.83%
60-64	51	9.21%
65+	33	5.96%
Total	554	100.00%

Unemployment by Gender



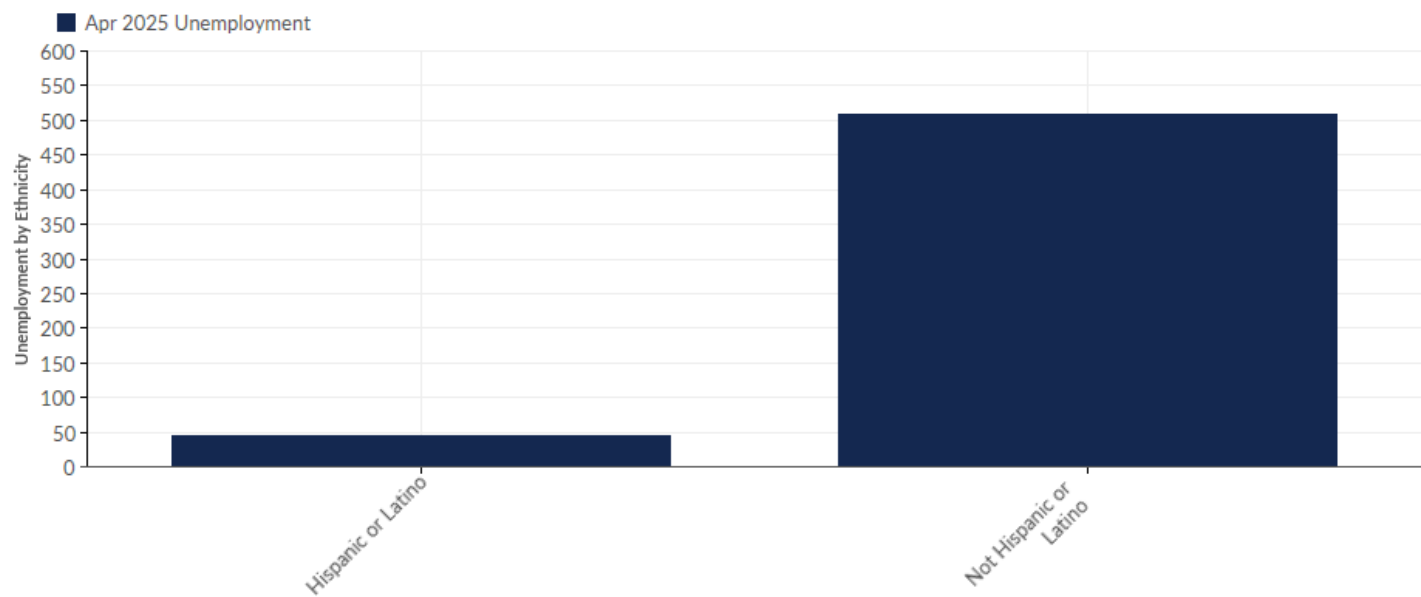
Gender	Unemployment (Apr 2025)	% of Unemployed
Females	256	46.21%
Males	298	53.79%
Total	554	100.00%

Unemployment by Race



Race	Unemployment (Apr 2025)	% of Unemployed
American Indian or Alaskan Native	94	16.97%
Asian	5	0.90%
Black or African American	95	17.15%
Native Hawaiian or Other Pacific Islander	1	0.18%
White	359	64.80%
Total	554	100.00%

Unemployment by Ethnicity

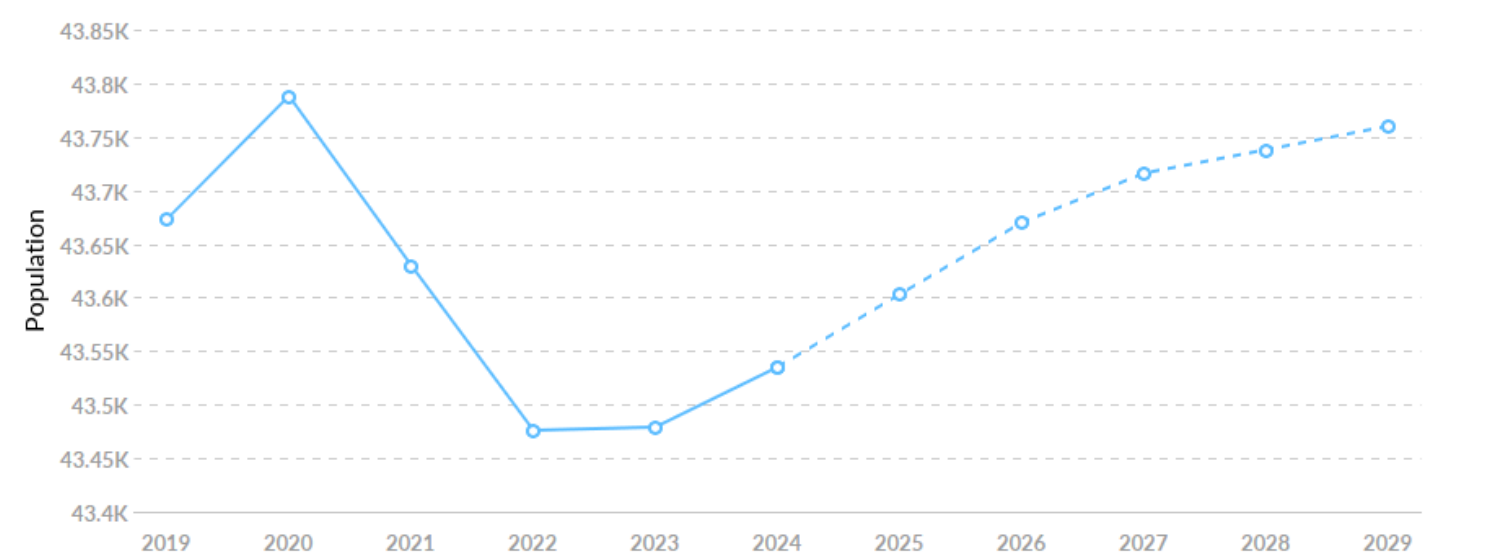


Ethnicity	Unemployment (Apr 2025)	% of Unemployed
Hispanic or Latino	45	8.12%
Not Hispanic or Latino	509	91.88%
Total	554	100.00%

Historic & Projected Trends

Population Trends

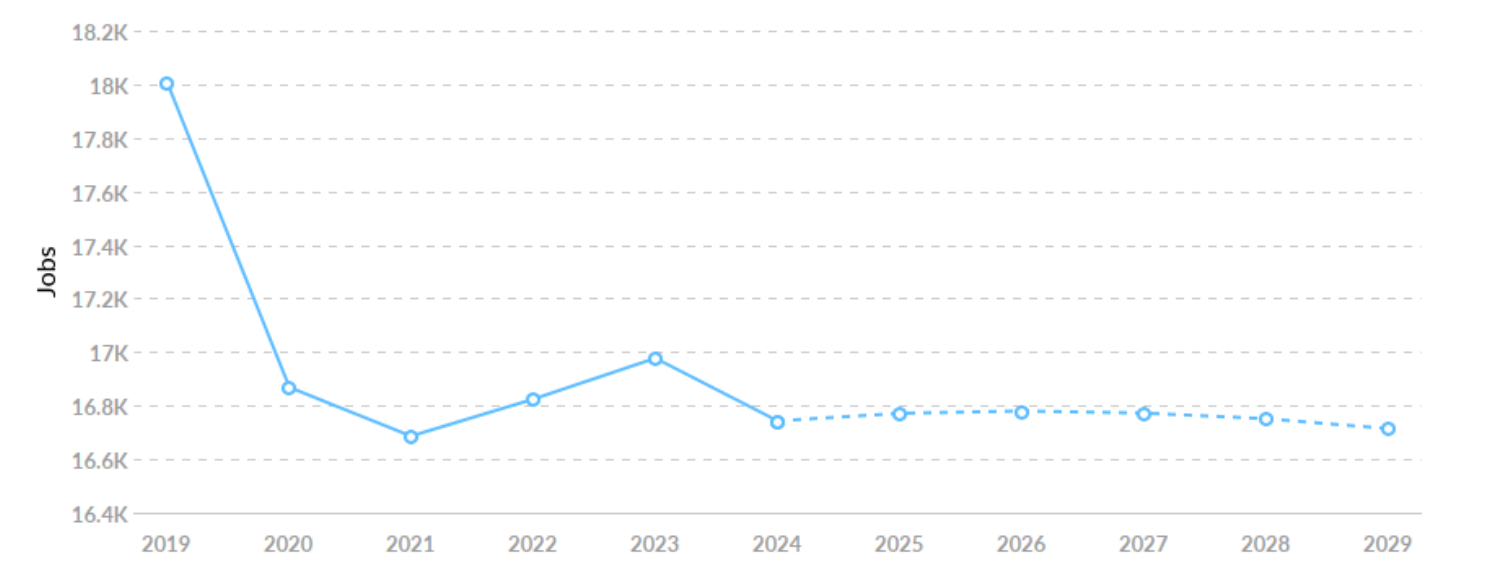
As of 2024 the region's population **declined by 0.3%** since 2019, falling by 138. Population is expected to **increase by 0.5%** between 2024 and 2029, adding 225.



Timeframe	Population
2019	43,673
2020	43,788
2021	43,630
2022	43,476
2023	43,479
2024	43,535
2025	43,603
2026	43,670
2027	43,716
2028	43,738
2029	43,760

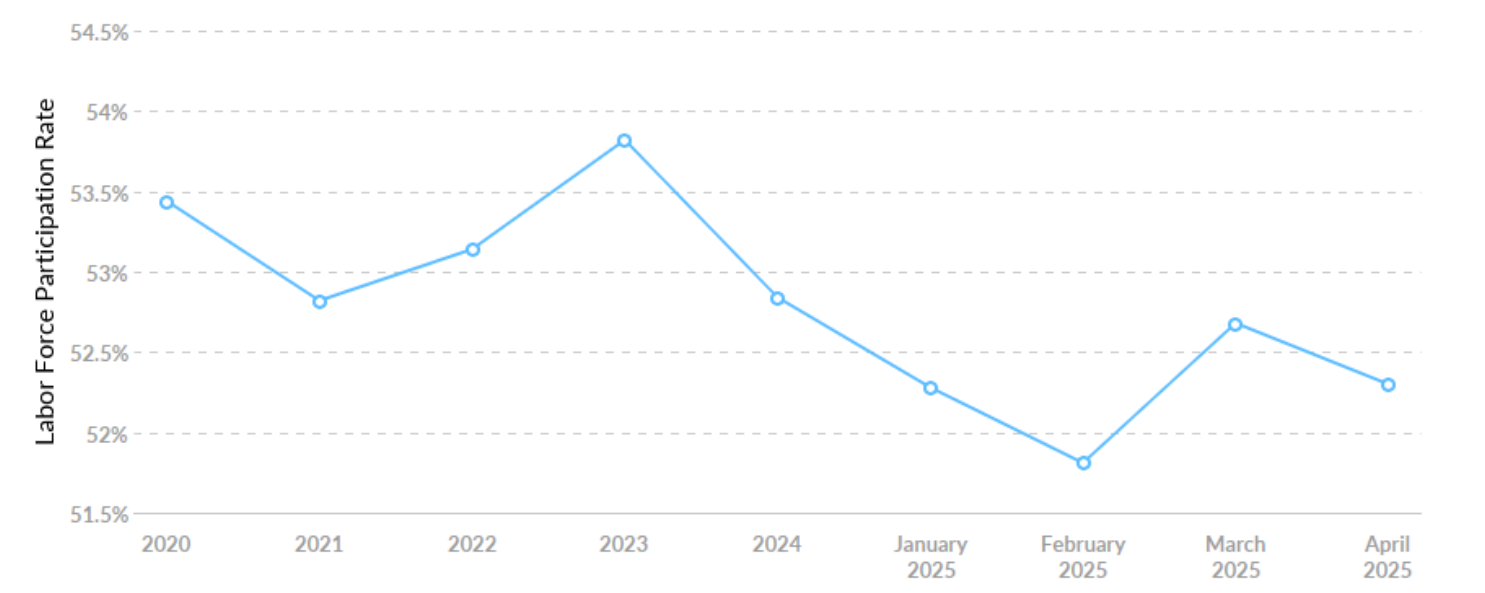
Job Trends

From 2019 to 2024, jobs **declined by 7.0%** in Pittsburg County, OK from 18,006 to **16,743**. This change **fell short of the national growth rate of 4.1% by 11.1%**.



Timeframe	Jobs
2019	18,006
2020	16,869
2021	16,686
2022	16,824
2023	16,977
2024	16,743
2025	16,771
2026	16,780
2027	16,772
2028	16,751
2029	16,714

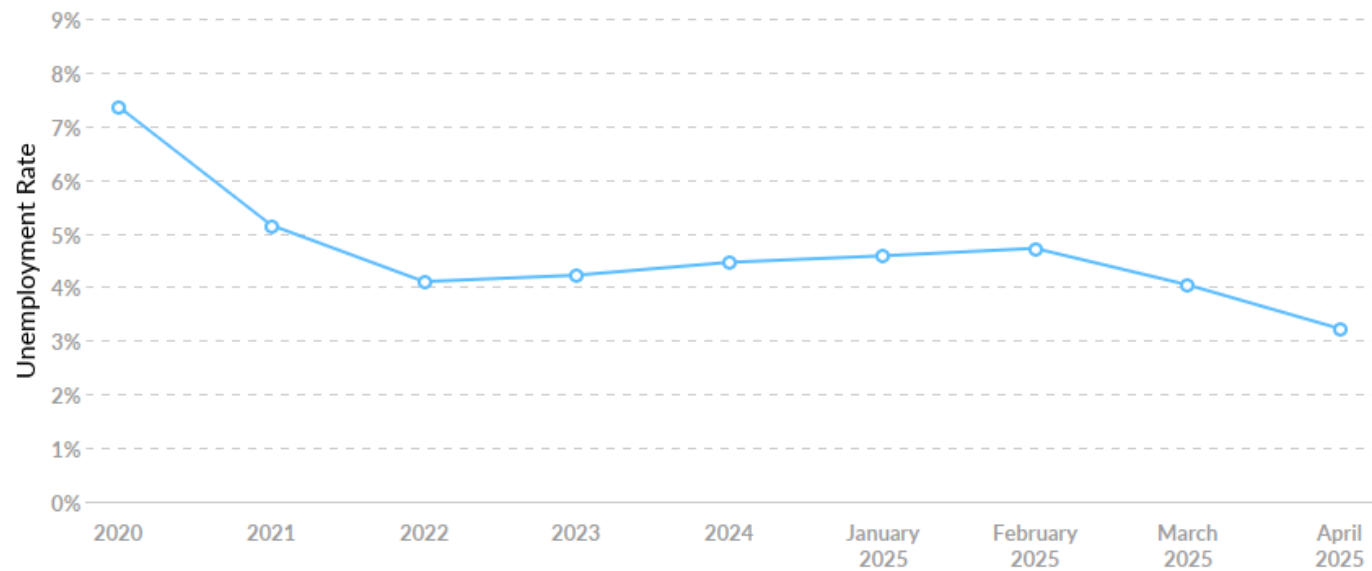
Labor Force Participation Rate Trends



Timeframe	Labor Force Participation Rate
2020	53.44%
2021	52.82%
2022	53.14%
2023	53.82%
2024	52.84%
January 2025	52.28%
February 2025	51.81%
March 2025	52.68%
April 2025	52.30%

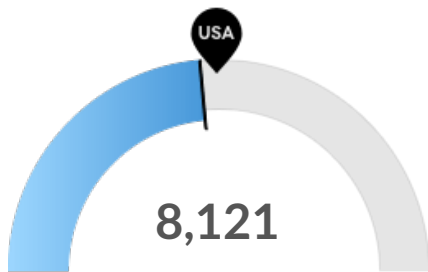
Unemployment Rate Trends

Pittsburg County, OK had an April 2025 unemployment rate of 3.22%, **decreasing from 7.36%** 5 years before.



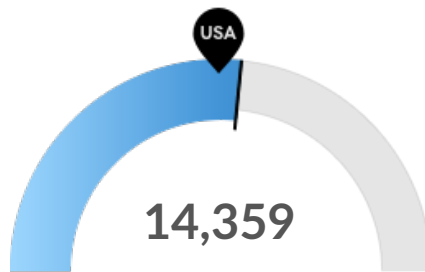
Timeframe	Unemployment Rate
2020	7.36%
2021	5.15%
2022	4.10%
2023	4.22%
2024	4.46%
January 2025	4.58%
February 2025	4.72%
March 2025	4.04%
April 2025	3.22%

Population Characteristics



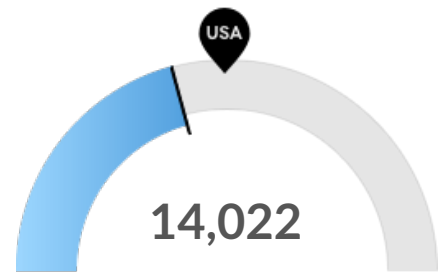
Millennials

Pittsburg County, OK has 8,121 millennials (ages 25-39). The national average for an area this size is 8,834.



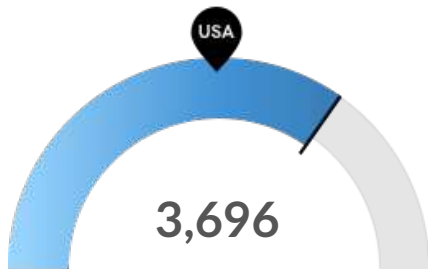
Retiring Soon

Retirement risk is about average in Pittsburg County, OK. The national average for an area this size is 13,125 people 55 or older, while there are 14,359 here.



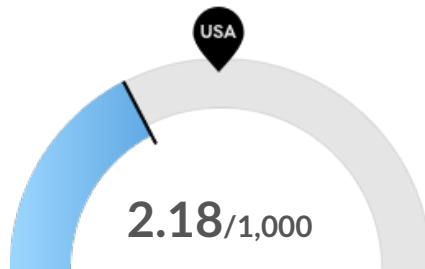
Racial Diversity

Racial diversity is low in Pittsburg County, OK. The national average for an area this size is 18,108 racially diverse people, while there are 14,022 here.



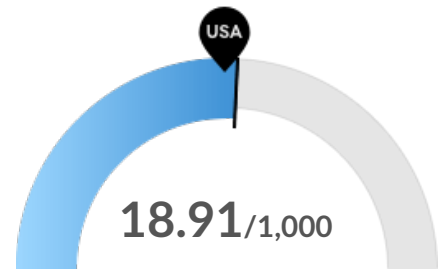
Veterans

Pittsburg County, OK has 3,696 veterans. The national average for an area this size is 2,151.



Violent Crime

Pittsburg County, OK has 2.18 violent crimes per 1,000 people. The national rate is 3.54 per 1,000 people.

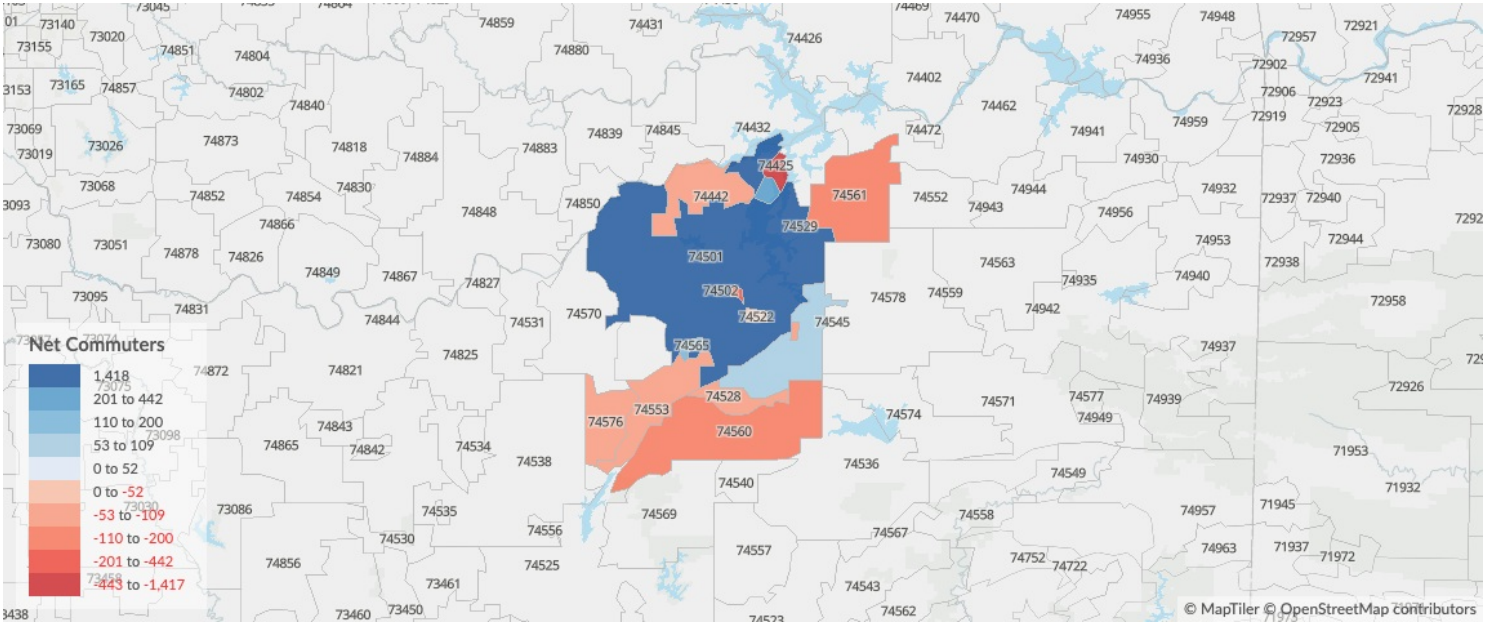


Property Crime

Pittsburg County, OK has 18.91 property crimes per 1,000 people. The national rate is 18.02 per 1,000 people.

Place of Work vs Place of Residence

Understanding where talent in Pittsburg County, OK currently works compared to where talent lives can help you optimize site decisions.



Where Talent Works

ZIP	Name	2024 Employment
74501	Mcalester, OK (in Pittsb...	12,561
74547	Hartshorne, OK (in Pitts...	1,205
74561	Quinton, OK (in Pittsbu...	482
74430	Crowder, OK (in Pittsbu...	421
74553	Kiowa, OK (in Pittsburg ...	373

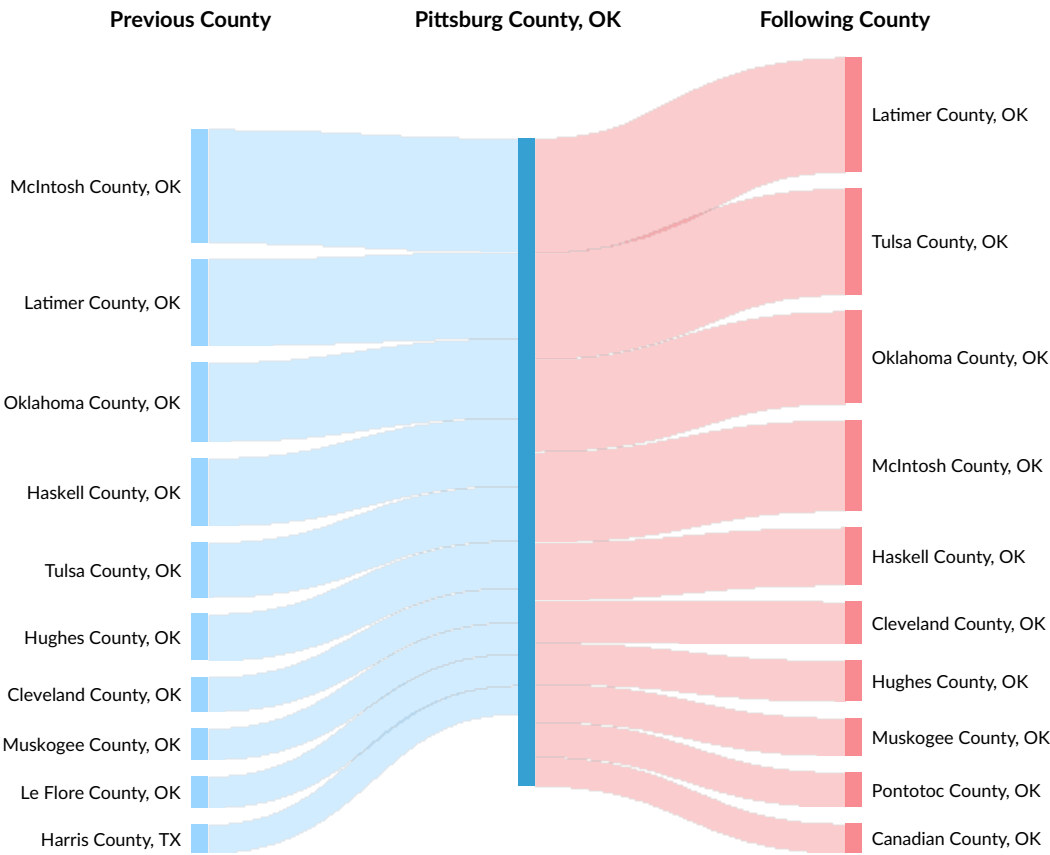
Where Talent Lives

ZIP	Name	2024 Workers
74501	Mcalester, OK (in Pittsb...	11,143
74547	Hartshorne, OK (in Pitts...	1,149
74561	Quinton, OK (in Pittsbu...	640
74425	Canadian, OK (in Pittsbu...	579
74554	Krebs, OK (in Pittsburg ...	560

Inbound and Outbound Migration

The table below analyzes past and current residents of Pittsburg County, OK. The left column shows residents of other counties migrating to Pittsburg County, OK. The right column shows residents migrating from Pittsburg County, OK to other counties.

As of 2022, 126 people have migrated from McIntosh County, OK to Pittsburg County, OK. In the same year, 127 people left Pittsburg County, OK migrating to Latimer County, OK. The total Net Migration for Pittsburg County, OK in 2022 was 197.

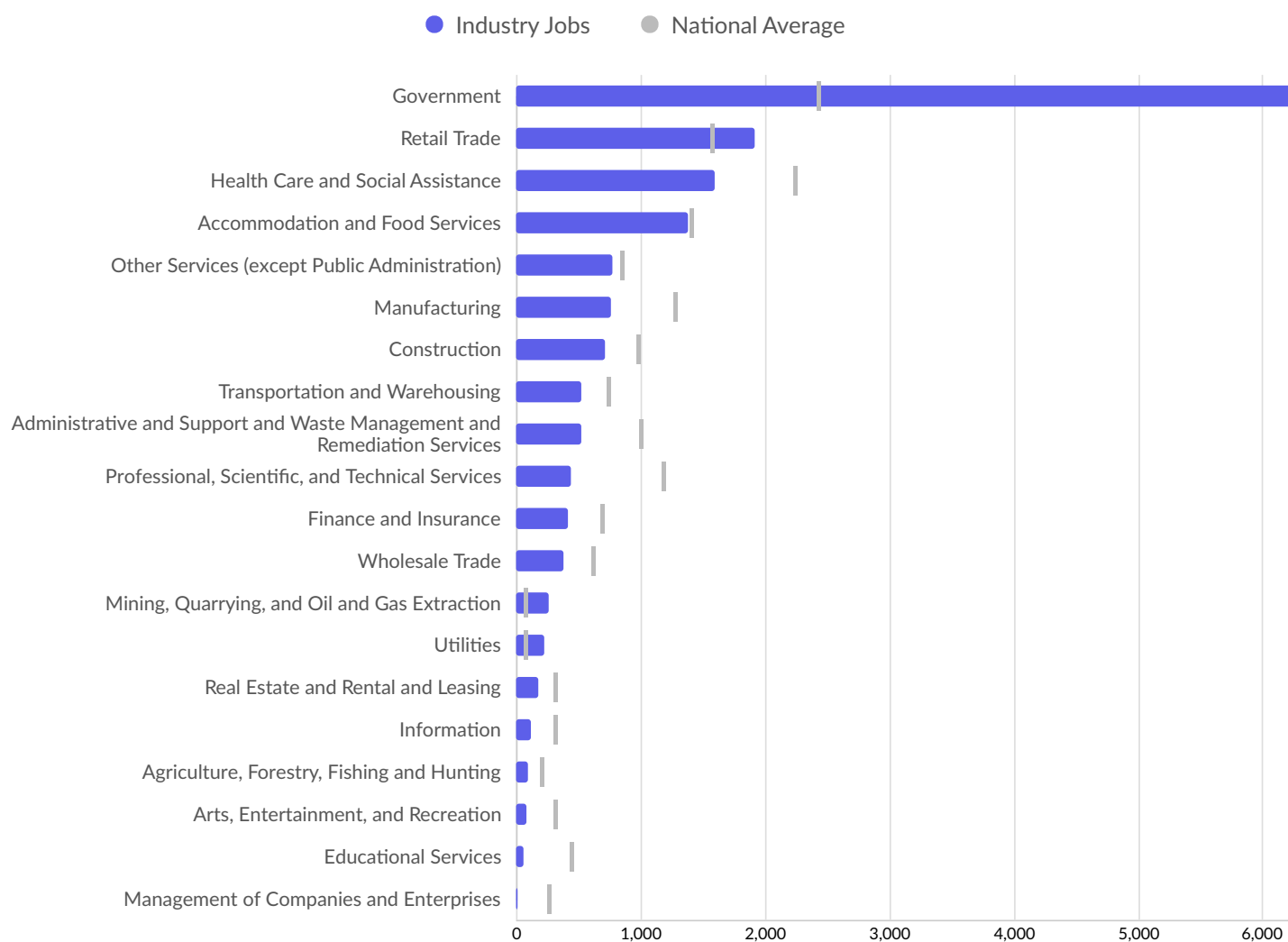


Top Previous Counties	Migrations
McIntosh County, OK	126
Latimer County, OK	96
Oklahoma County, OK	88
Haskell County, OK	75
Tulsa County, OK	61
Hughes County, OK	52

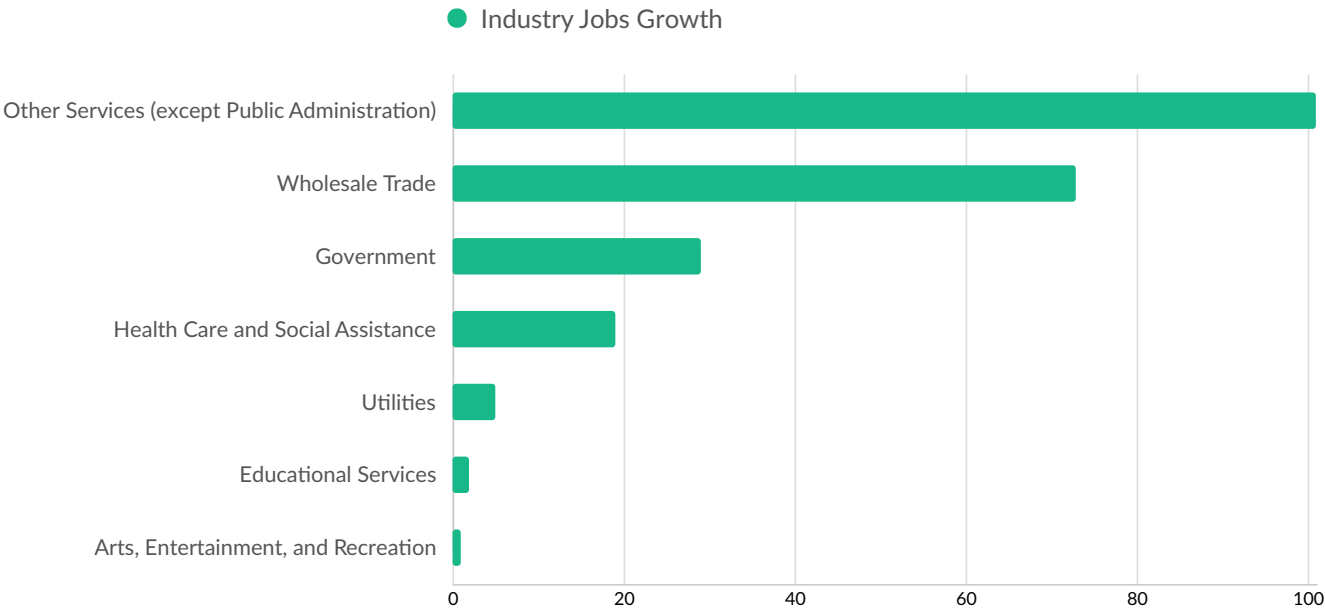
Top Previous Counties	Migrations
Cleveland County, OK	38
Muskogee County, OK	35
Le Flore County, OK	35
Harris County, TX	32
Dallas County, TX	28
Bryan County, OK	26
Wagoner County, OK	21
Comanche County, OK	19
St. Charles County, MO	18
Top Following Counties	Migrations
Latimer County, OK	127
Tulsa County, OK	117
Oklahoma County, OK	102
McIntosh County, OK	100
Haskell County, OK	64
Cleveland County, OK	47
Hughes County, OK	45
Muskogee County, OK	42
Pontotoc County, OK	39
Canadian County, OK	32
Bryan County, OK	30
Le Flore County, OK	29
El Paso County, TX	28
St. Louis County, MO	27
Benton County, AR	24

Industry Characteristics

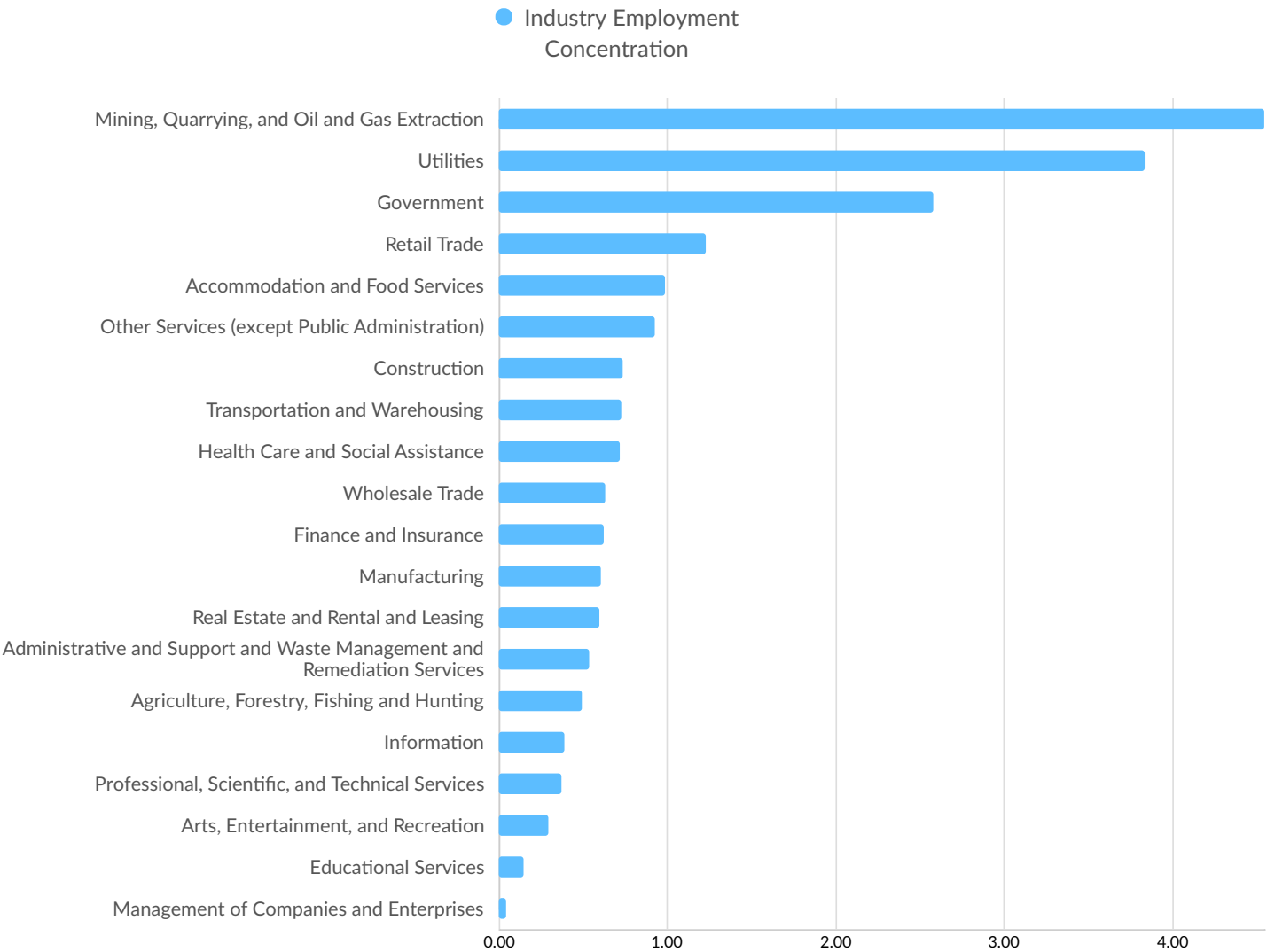
Largest Industries



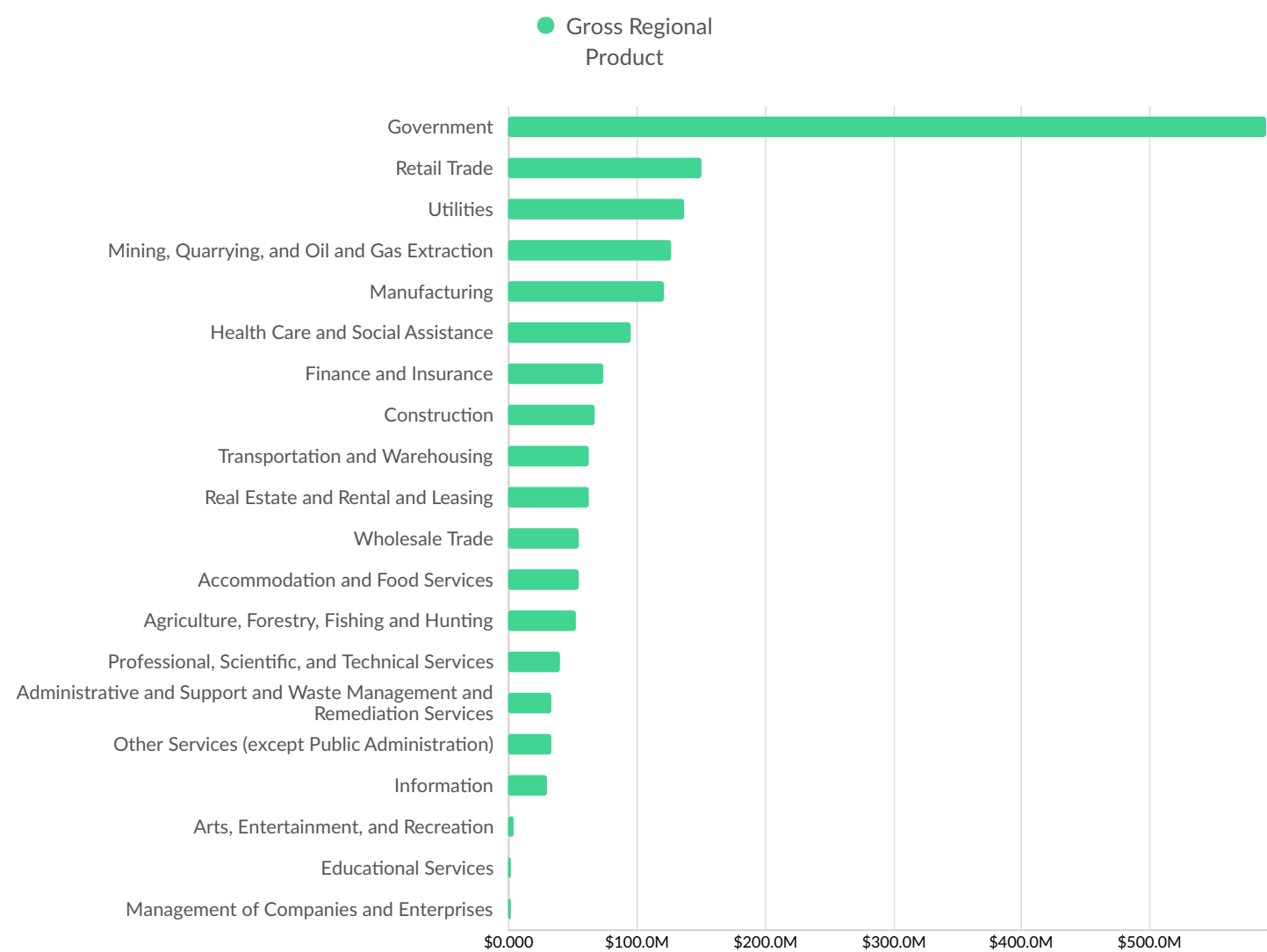
Top Growing Industries



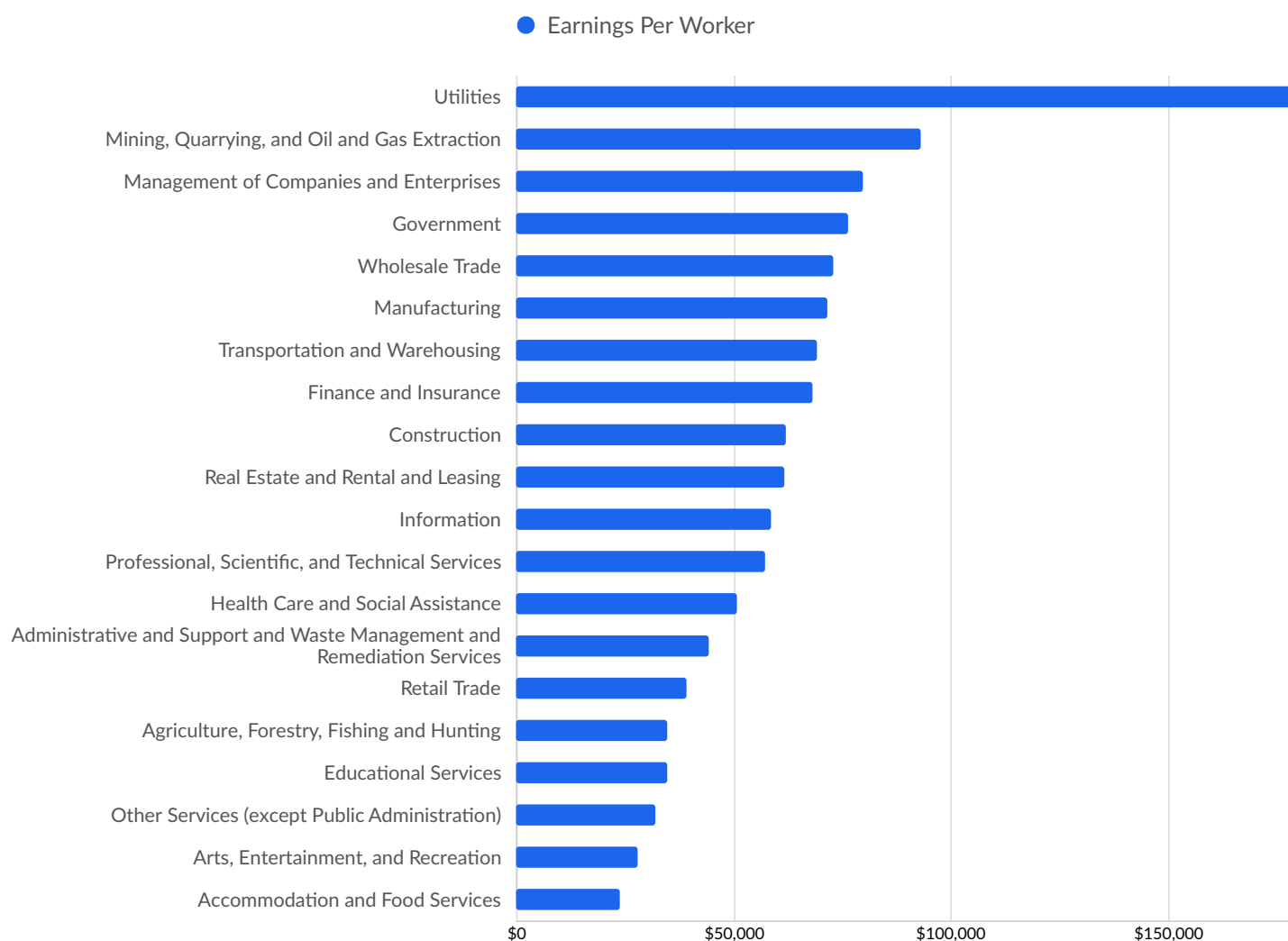
Top Industry Employment Concentration



Top Industry GRP



Top Industry Earnings



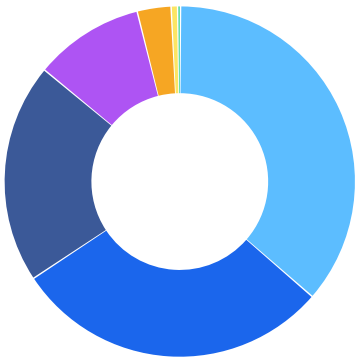
Business Characteristics

2,118 Companies Employ Your Workers

Online profiles for your workers mention 2,118 companies as employers, with the top 10 appearing below. In the last 12 months, 412 companies in Pittsburg County, OK posted job postings, with the top 10 appearing below.

Top Companies	Profiles	Top Companies Posting	Unique Postings
Mcalester Public Schools	166 <div></div>	Choctaw Nation Of Oklahoma	123 <div></div>
State of Oklahoma	157 <div></div>	Walmart	81 <div></div>
Mcalester Regional Health Center	148 <div></div>	GPM Investments	73 <div></div>
United States Army	137 <div></div>	Express Employment Profession...	58 <div></div>
Mcalester Army Ammunition Pla...	75 <div></div>	E-Z Mart	49 <div></div>
Choctaw Nation Of Oklahoma	66 <div></div>	State of Oklahoma	48 <div></div>
Walmart	63 <div></div>	United States Department of De...	34 <div></div>
Charles Komar & Sons	52 <div></div>	Oklahoma State School Boards ...	33 <div></div>
Mcaap Immunization Intatve	48 <div></div>	Vohra Wound Physicians	32 <div></div>
Mrhc	43 <div></div>	Rpm Staffing Professionals	31 <div></div>

Business Size

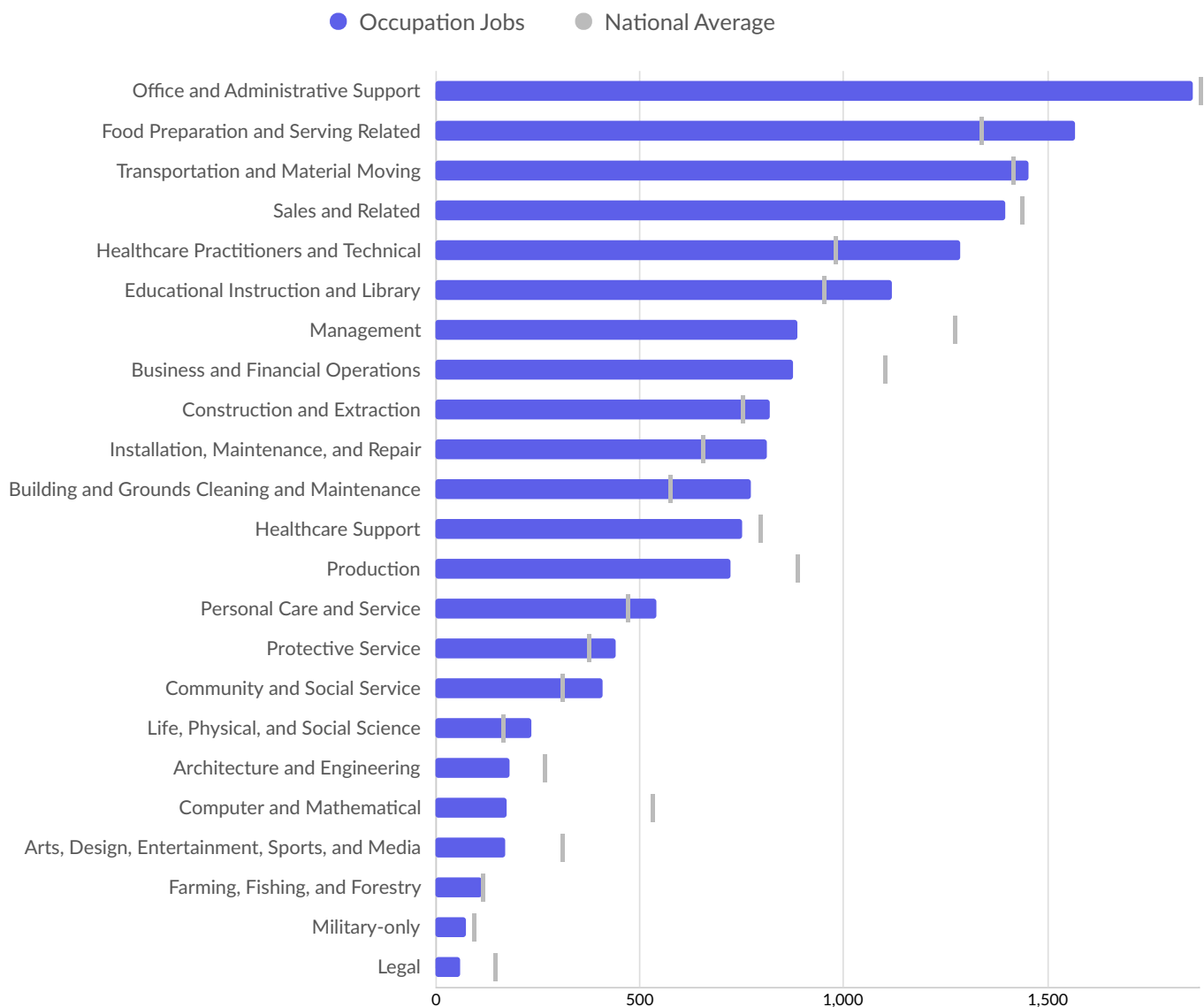


	Percentage	Business Count
1 to 4 employees	36.3%	675
5 to 9 employees	29.3%	545
10 to 19 employees	20.3%	377
20 to 49 employees	10.1%	188
50 to 99 employees	3.1%	58
100 to 249 employees	0.6%	11
250 to 499 employees	0.3%	5

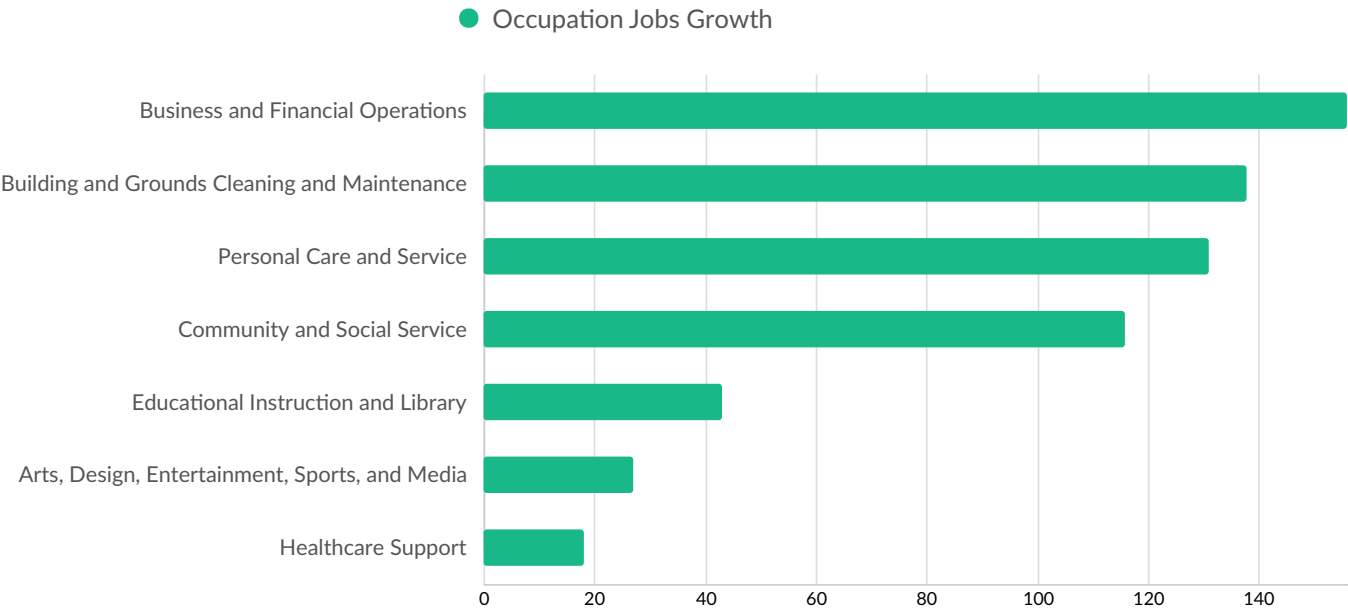
**Business Data by DatabaseUSA.com is third-party data provided by Lightcast to its customers as a convenience, and Lightcast does not endorse or warrant its accuracy or consistency with other published Lightcast data. In most cases, the Business Count will not match total companies with profiles on the summary tab.*

Workforce Characteristics

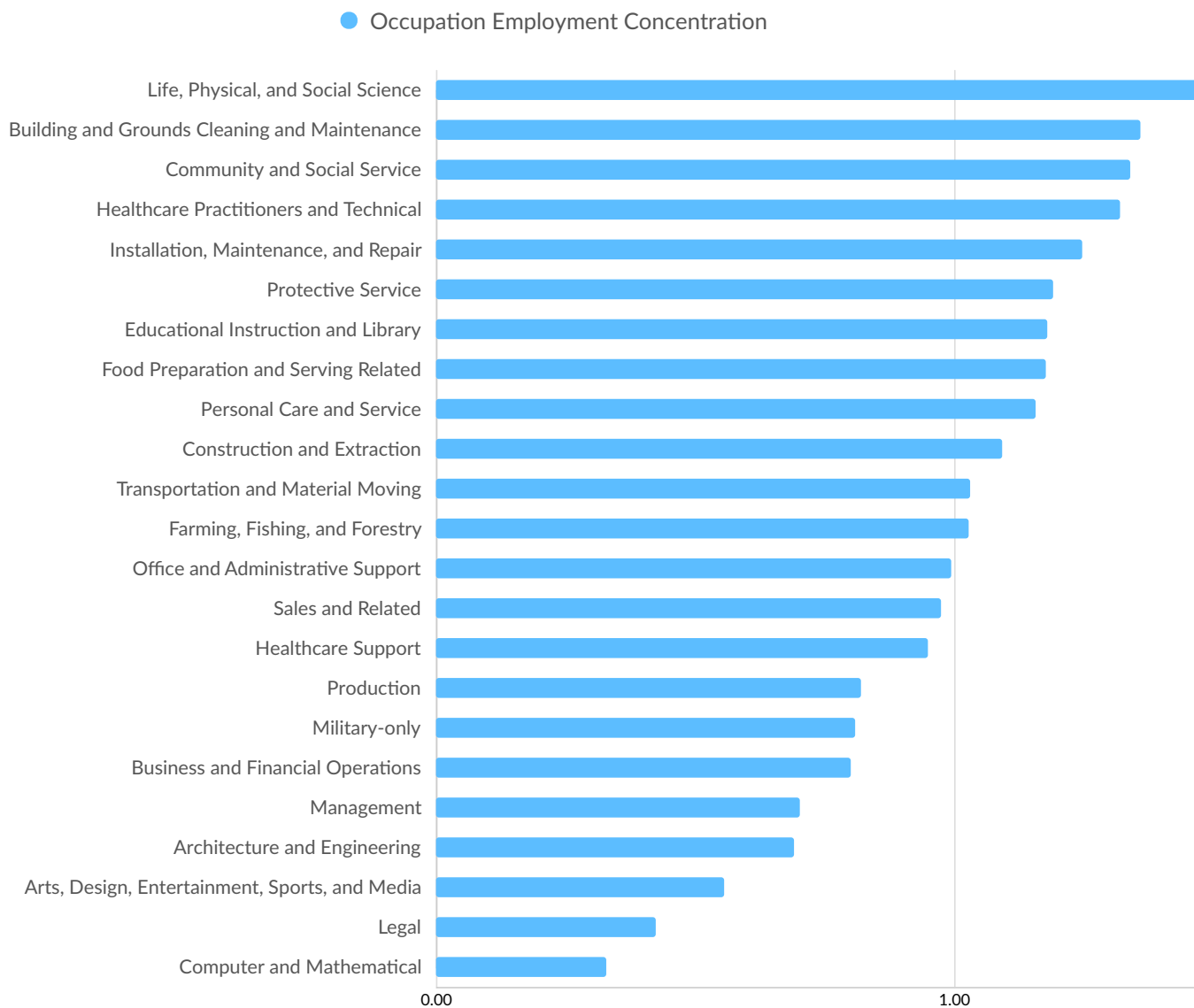
Largest Occupations



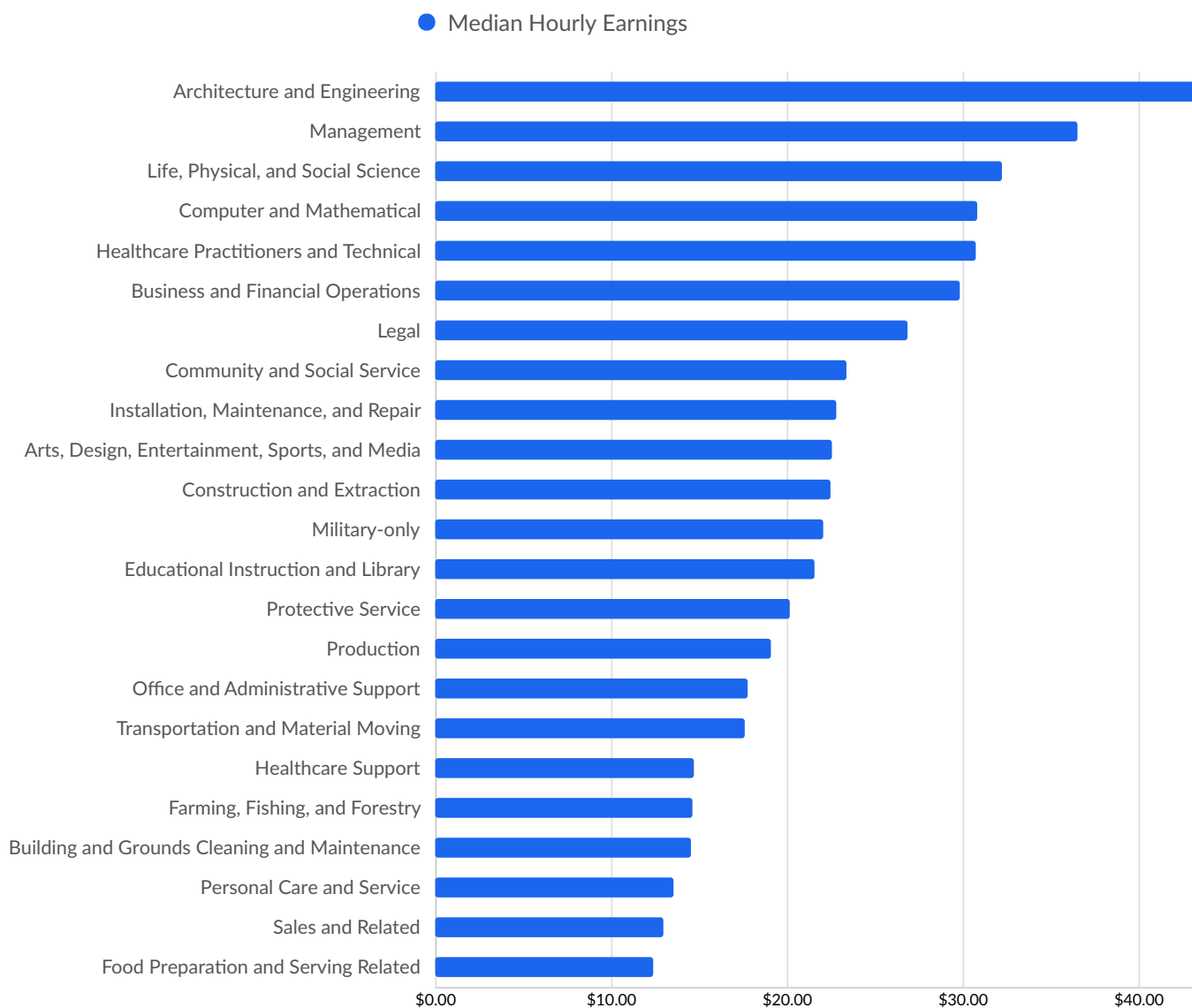
Top Growing Occupations



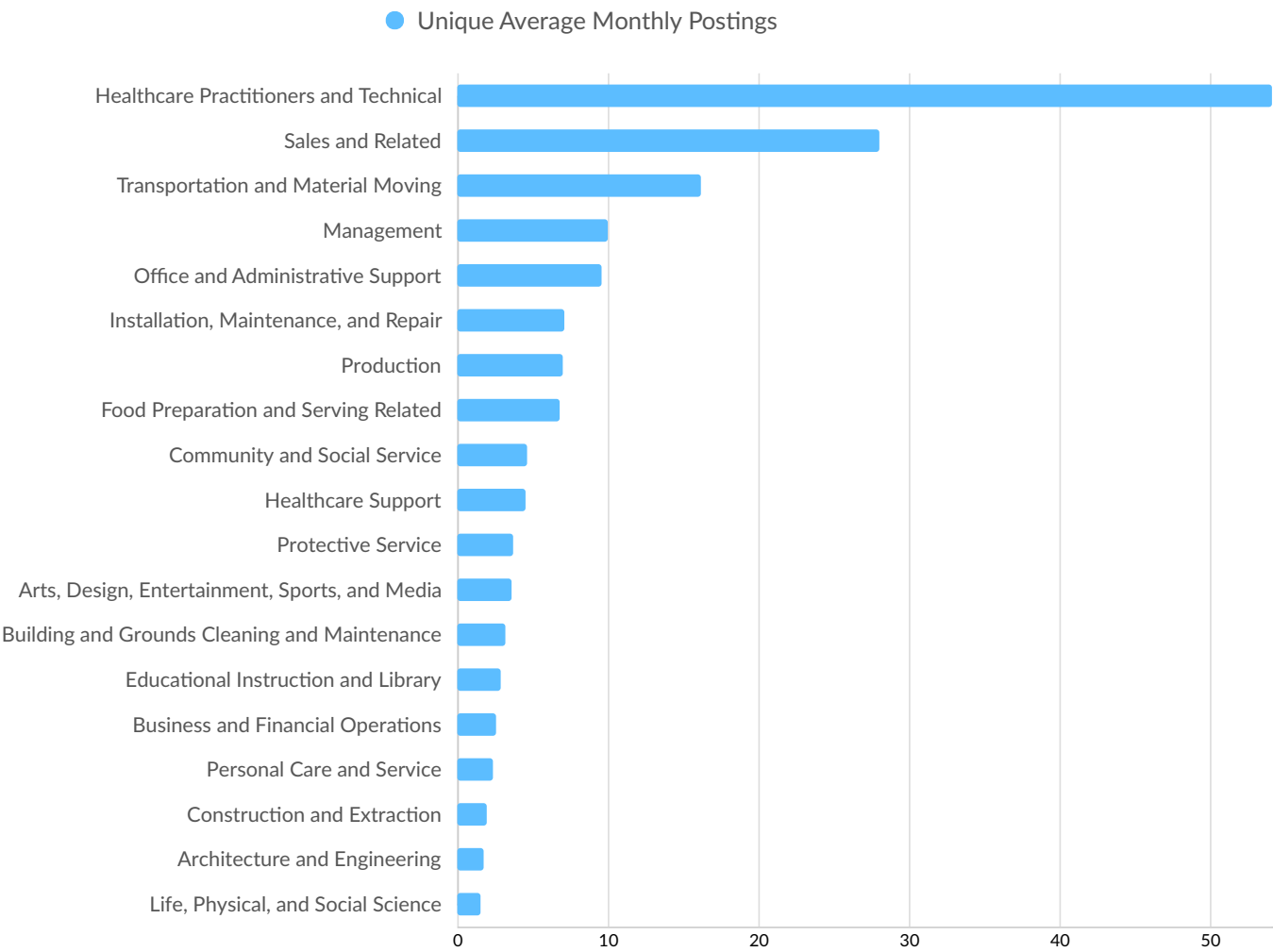
Top Occupation Employment Concentration



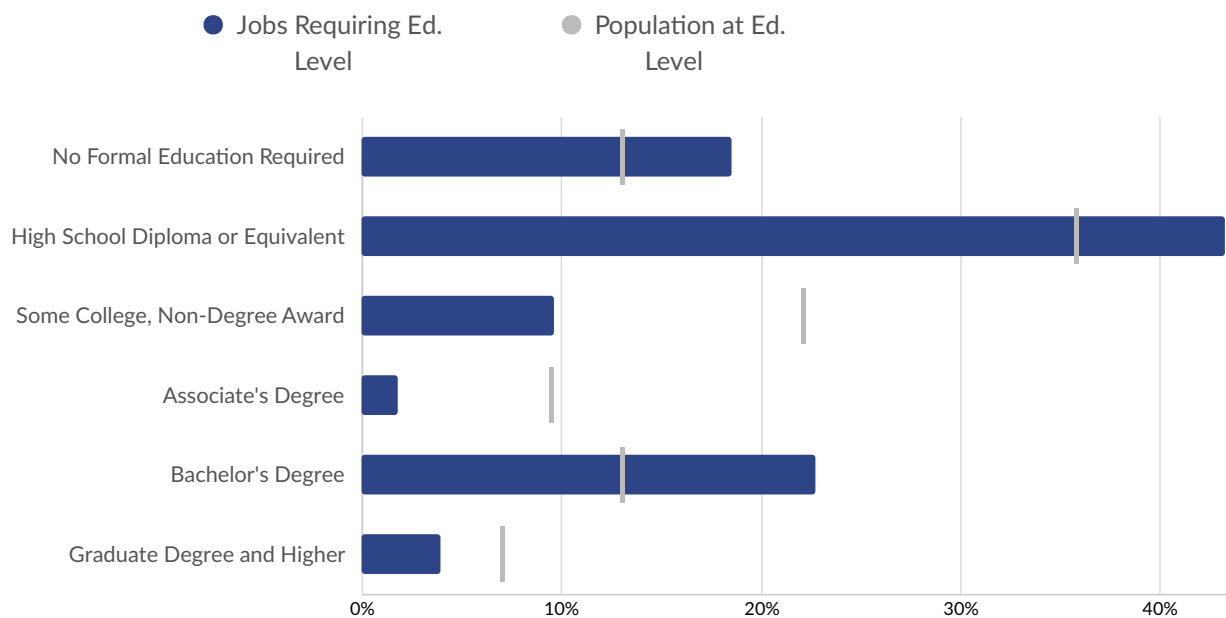
Top Occupation Earnings



Top Posted Occupations





Underemployment



Educational Pipeline

In 2023, there were 834 graduates in Pittsburg County, OK. This pipeline has shrunk by 29% over the last 5 years. The highest share of these graduates come from "Welding Technology/Welder" (Certificate), "Licensed Practical/Vocational Nurse Training" (Certificate), and "Nursing Assistant/Aide and Patient Care Assistant/Aide" (Certificate).

School	Total Graduates (2023)	Graduate Trend (2019 - 2023)
Kiamichi Technology Center-McAlester	819 <div><div></div></div>	
Premier Academy of Cosmetology	15 <div><div></div></div>	

- Certificate
- Associate's
- Bachelor's
- Master's or Higher

In-Demand Skills

