



Pushmataha County, OK

Choctaw Nation Economic Development Partnership



Choctaw Nation

Business & Economic Development

PO Box 1210
2807 Enterprise Blvd
Durant, Oklahoma 74702-1210

Contents

Report Parameters	1
Economy Overview	2
Unemployment by Demographics	4
Historic & Projected Trends	8
Population Characteristics	12
Inbound and Outbound Migration	14
Industry Characteristics	17
Business Characteristics	22
Workforce Characteristics	24
Educational Pipeline	29
In-Demand Skills	30

Report Parameters

1 County

40127 Pushmataha County, OK

Class of Worker

QCEW Employees, Non-QCEW Employees, and Self-Employed

The information in this report pertains to the chosen geographical area.

Economy Overview

10,797

Population (2024)

Population **decreased by 233** over the last 5 years but is projected to **grow by 13** over the next 5 years.

3,232

Total Regional Employment

Jobs **grew by 231** over the last 5 years and are projected to **grow by 63** over the next 5 years.

\$44.6K

Median Household Income (2023)

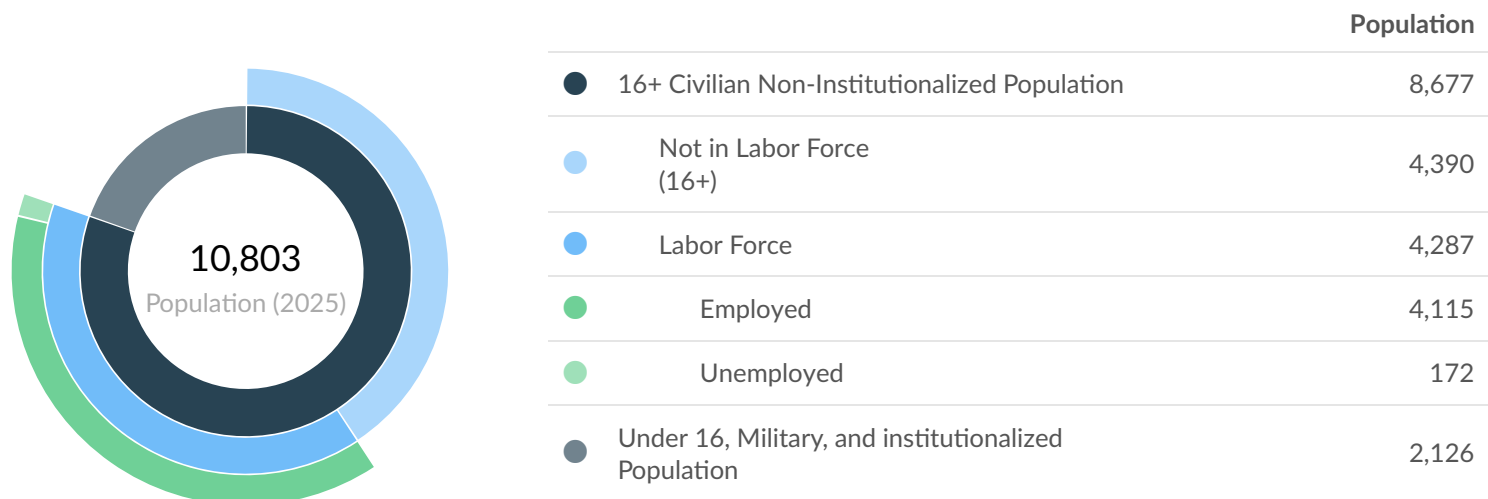
Median household income is **\$33.9K below** the national median household income of \$78.5K.

Takeaways

- As of 2024 the region's population **declined by 2.1%** since 2019, falling by 233. Population is expected to **increase by 0.1%** between 2024 and 2029, adding 13.
- From 2019 to 2024, jobs **increased by 7.7%** in Pushmataha County, OK from 3,000 to **3,232**. This change **outpaced the national growth rate of 4.1% by 3.6%**. As the number of jobs increased, the **labor force participation rate increased from 47.9% to 52.5% between 2019 and 2024**.
- Concerning educational attainment, **7.7% of Pushmataha County, OK residents possess a Bachelor's Degree** (13.8% below the national average), and **8.4% hold an Associate's Degree** (0.5% below the national average).
- The top three industries in 2024 are Education and Hospitals (Local Government), Local Government, Excluding Education and Hospitals, and Individual and Family Services.

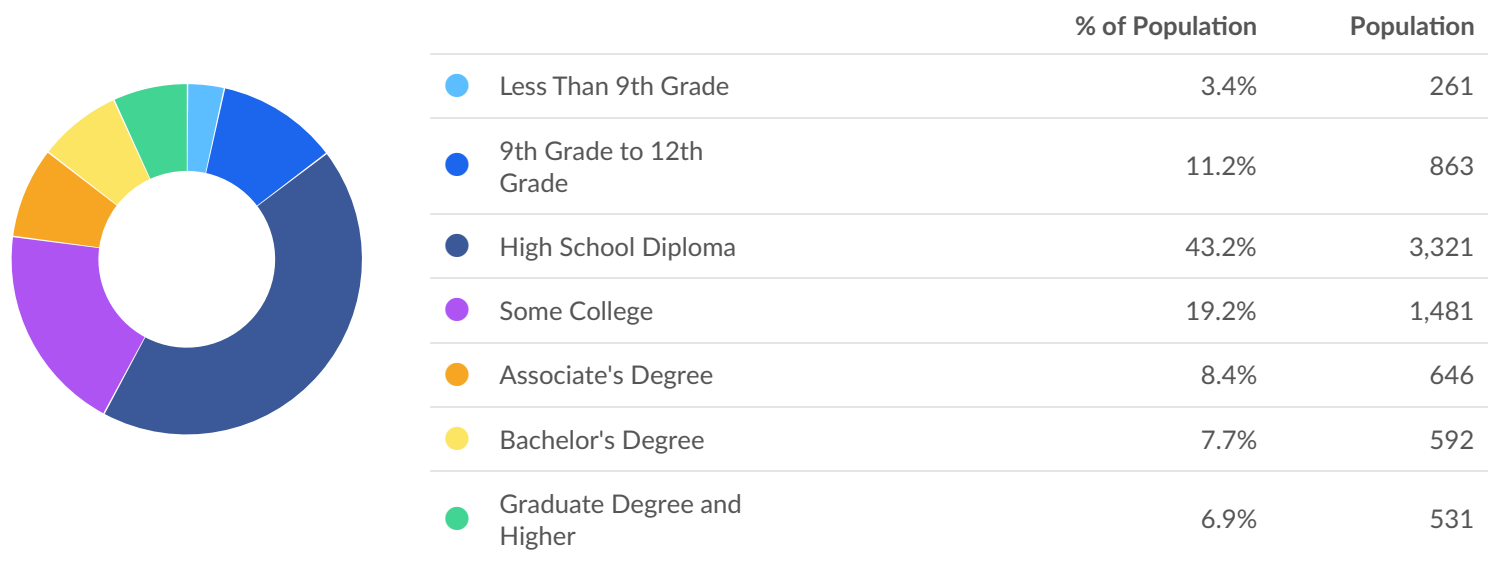
	Population (2025)	Labor Force (Apr 2025)	Jobs (2024)	Cost of Living	GRP	Imports	Exports
Region	10,803	4,287	3,232	90.0	\$310.45M	\$603.75M	\$410.84M
State	4,117,309	2,000,196	1,952,015	93.3	\$267.26B	\$264.02B	\$324.90B

Apr 2025 Labor Force Breakdown



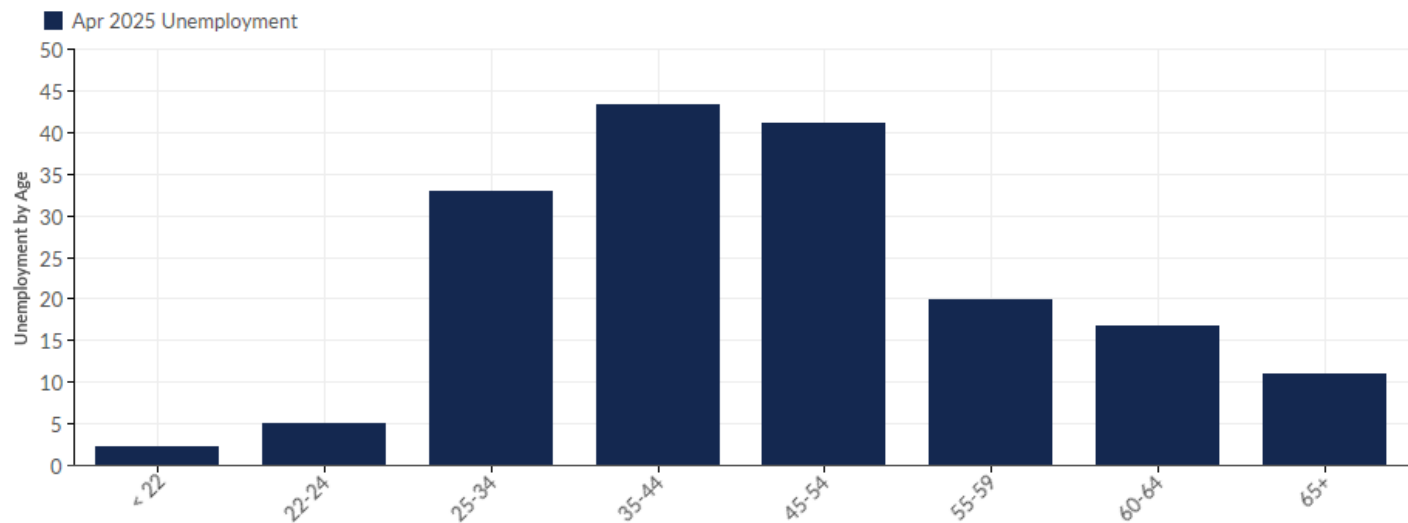
Educational Attainment

Concerning educational attainment, **7.7% of Pushmataha County, OK residents possess a Bachelor's Degree** (13.8% below the national average), and **8.4% hold an Associate's Degree** (0.5% below the national average).



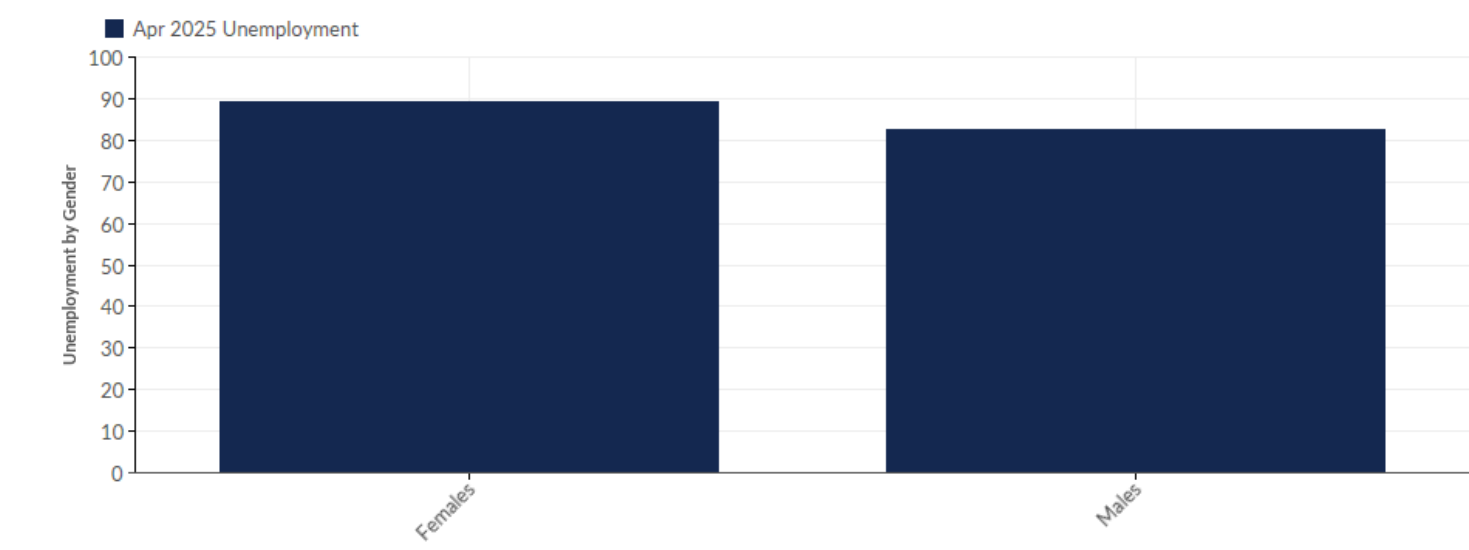
Unemployment by Demographics

Unemployment by Age



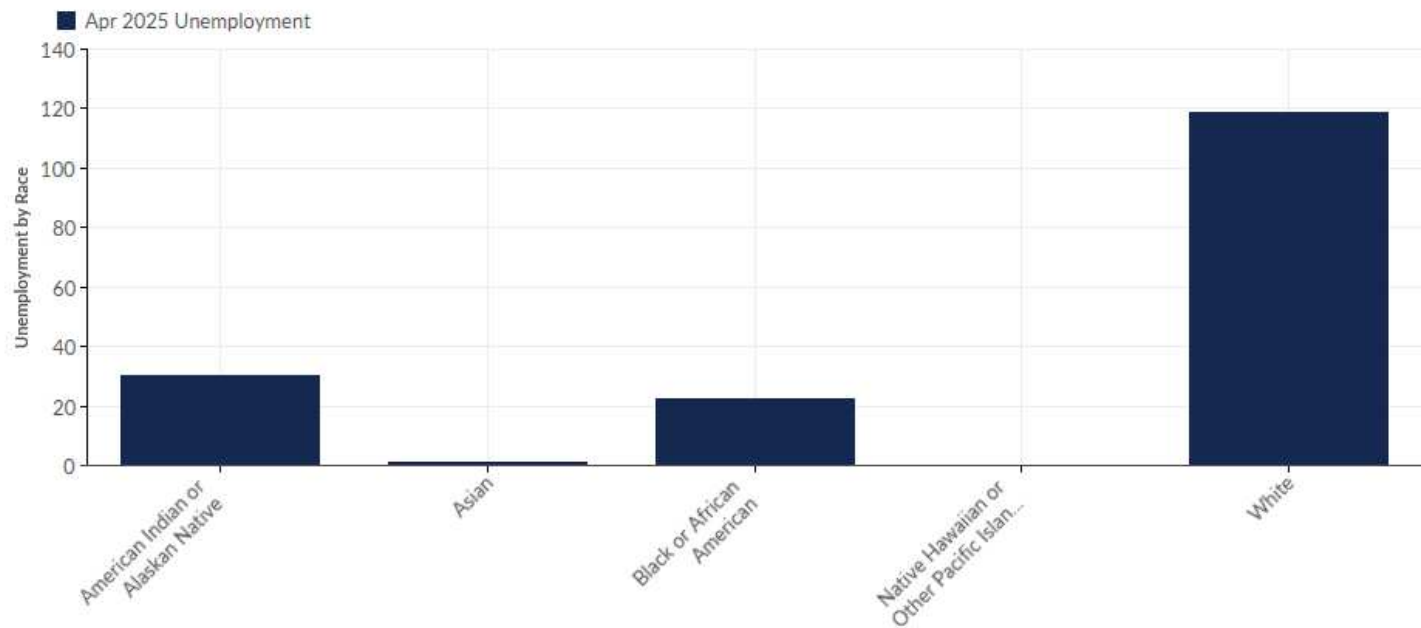
Age	Unemployment (Apr 2025)	% of Unemployed
< 22	2	1.16%
22-24	5	2.91%
25-34	33	19.19%
35-44	43	25.00%
45-54	41	23.84%
55-59	20	11.63%
60-64	17	9.88%
65+	11	6.40%
Total	172	100.00%

Unemployment by Gender



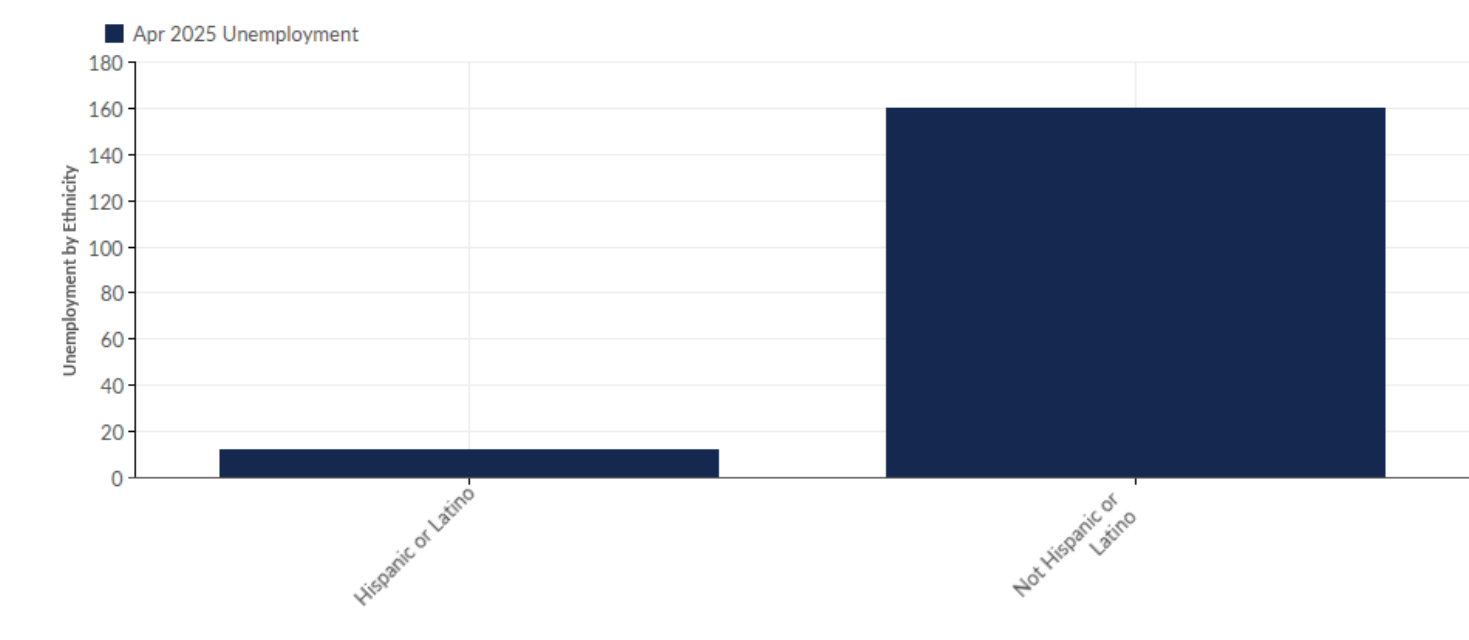
Gender	Unemployment (Apr 2025)	% of Unemployed
Females	89	51.74%
Males	83	48.26%
Total	172	100.00%

Unemployment by Race



Race	Unemployment (Apr 2025)	% of Unemployed
American Indian or Alaskan Native	30	17.44%
Asian	1	0.58%
Black or African American	22	12.79%
Native Hawaiian or Other Pacific Islander	0	0.00%
White	119	69.19%
Total	172	100.00%

Unemployment by Ethnicity

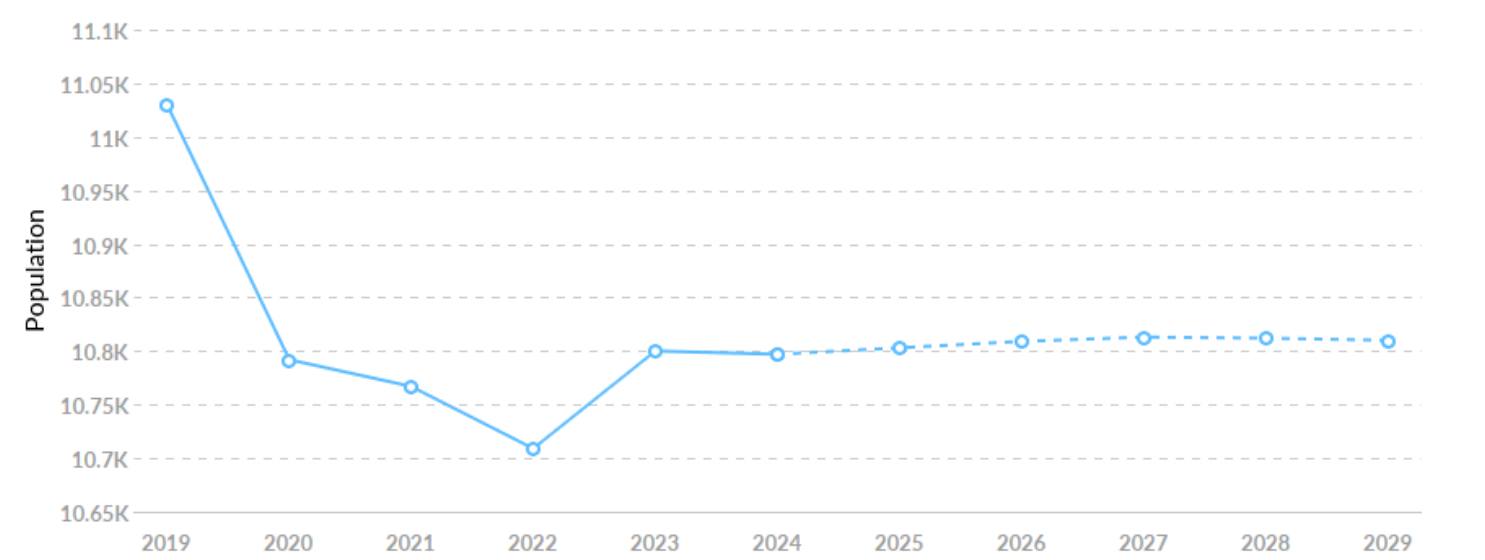


Ethnicity	Unemployment (Apr 2025)	% of Unemployed
Hispanic or Latino	12	6.98%
Not Hispanic or Latino	160	93.02%
Total	172	100.00%

Historic & Projected Trends

Population Trends

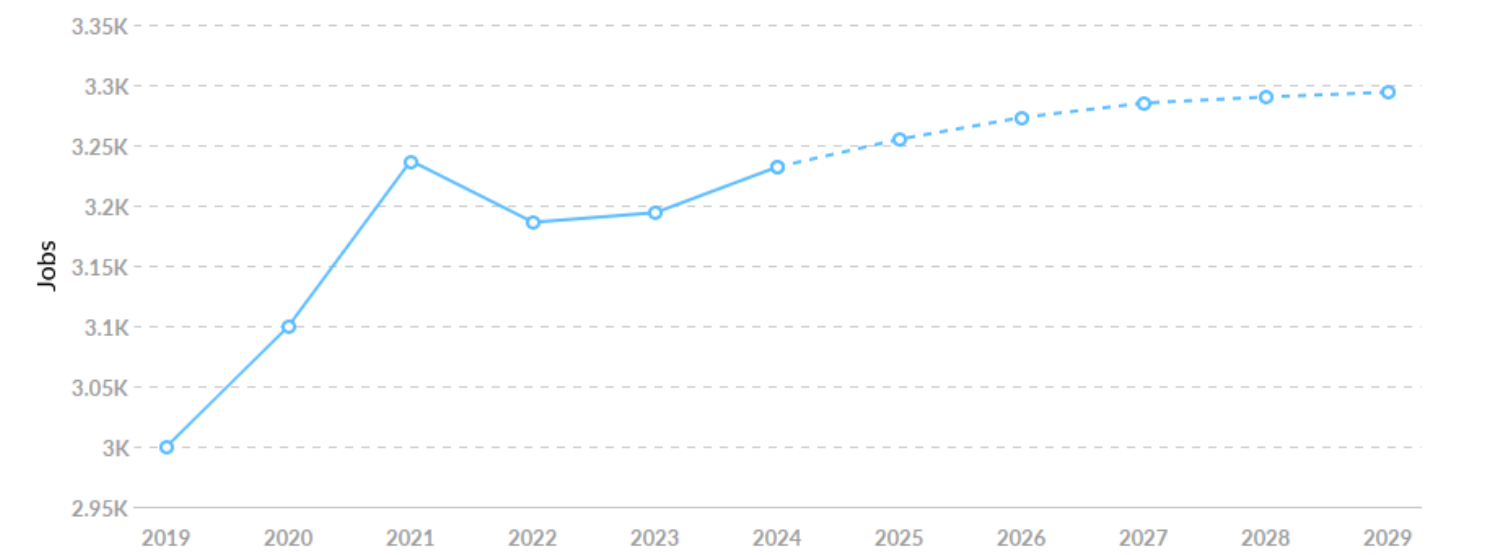
As of 2024 the region's population **declined by 2.1%** since 2019, falling by 233. Population is expected to **increase by 0.1%** between 2024 and 2029, adding 13.



Timeframe	Population
2019	11,030
2020	10,792
2021	10,767
2022	10,709
2023	10,800
2024	10,797
2025	10,803
2026	10,809
2027	10,813
2028	10,812
2029	10,810

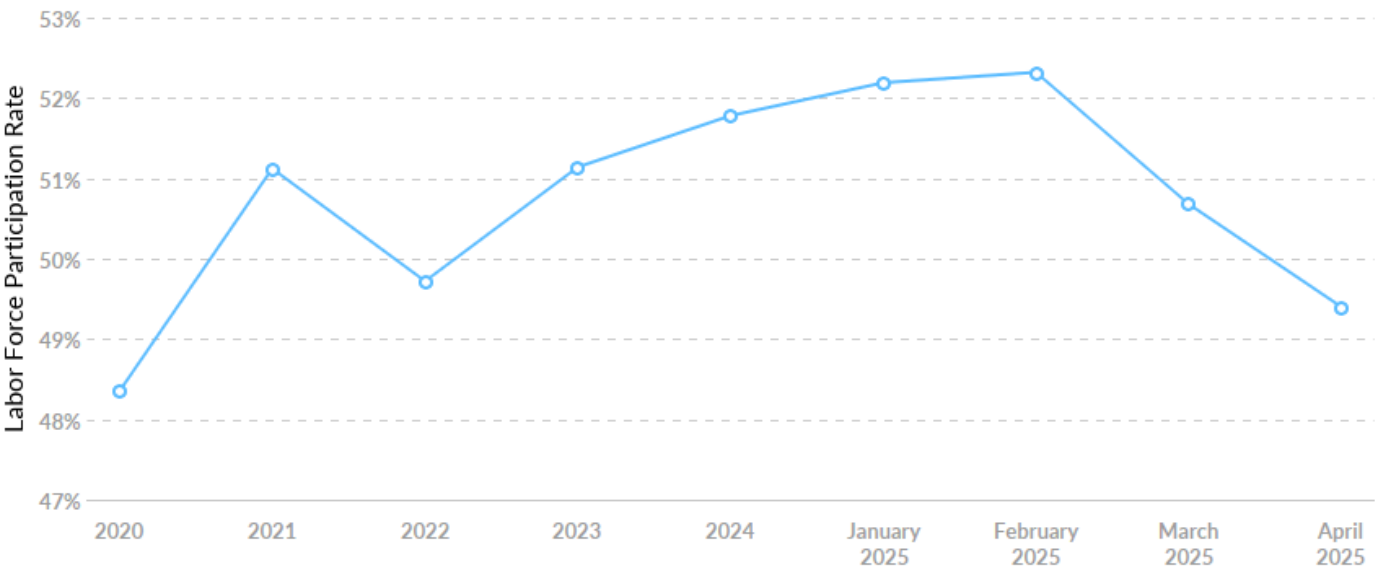
Job Trends

From 2019 to 2024, jobs increased by 7.7% in Pushmataha County, OK from 3,000 to 3,232. This change outpaced the national growth rate of 4.1% by 3.6%.



Timeframe	Jobs
2019	3,000
2020	3,100
2021	3,237
2022	3,186
2023	3,194
2024	3,232
2025	3,255
2026	3,273
2027	3,285
2028	3,290
2029	3,294

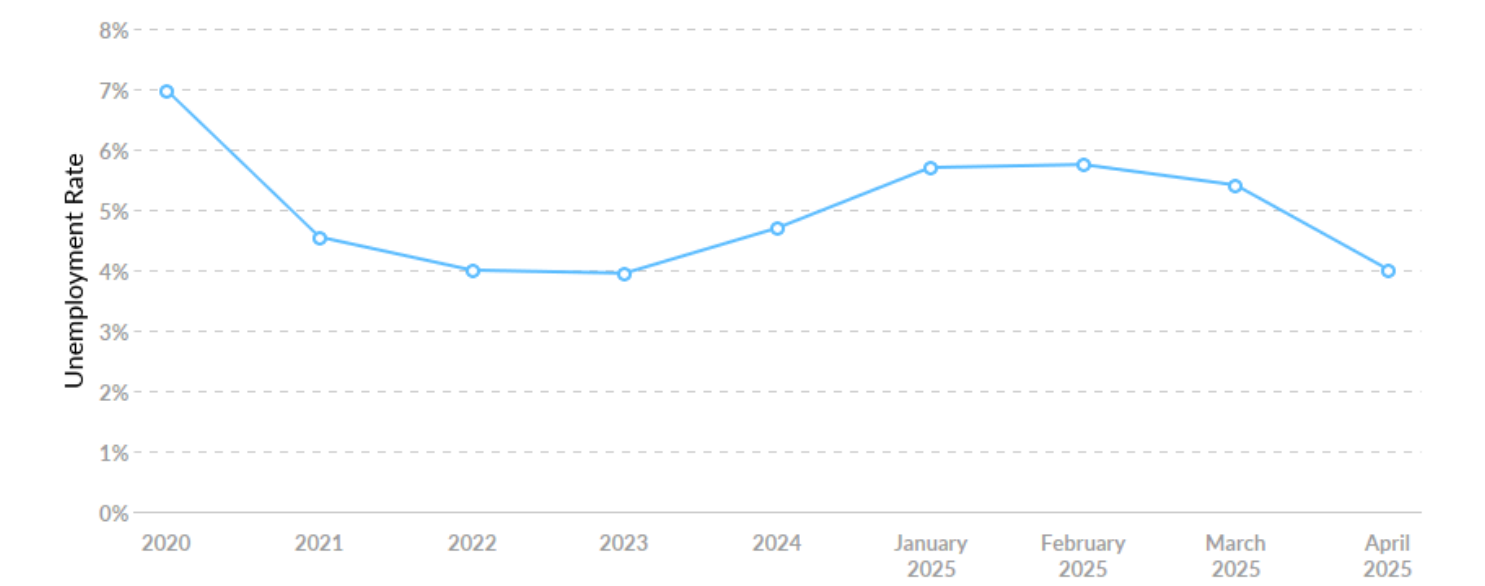
Labor Force Participation Rate Trends



Timeframe	Labor Force Participation Rate
2020	48.35%
2021	51.12%
2022	49.72%
2023	51.14%
2024	51.78%
January 2025	52.19%
February 2025	52.32%
March 2025	50.68%
April 2025	49.40%

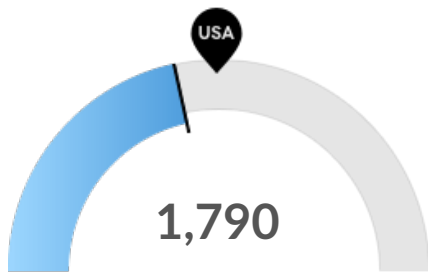
Unemployment Rate Trends

Pushmataha County, OK had an April 2025 unemployment rate of 4.01%, **decreasing from 6.98%** 5 years before.



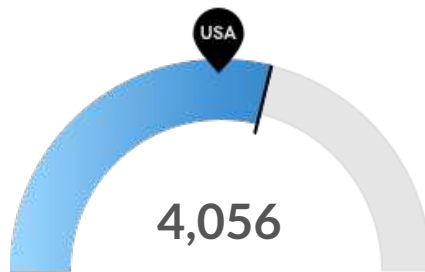
Timeframe	Unemployment Rate
2020	6.98%
2021	4.55%
2022	4.00%
2023	3.95%
2024	4.70%
January 2025	5.70%
February 2025	5.75%
March 2025	5.41%
April 2025	4.01%

Population Characteristics



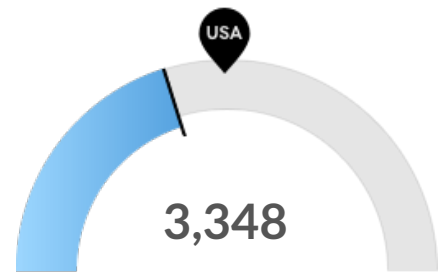
Millennials

Pushmataha County, OK has 1,790 millennials (ages 25-39). The national average for an area this size is 2,194.



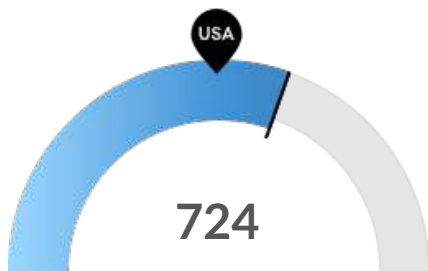
Retiring Soon

Retirement risk is high in Pushmataha County, OK. The national average for an area this size is 3,260 people 55 or older, while there are 4,056 here.



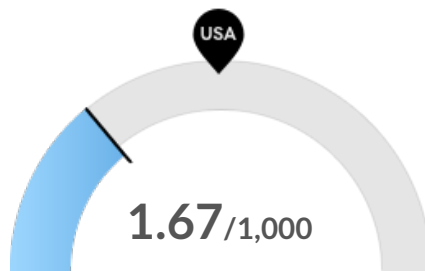
Racial Diversity

Racial diversity is low in Pushmataha County, OK. The national average for an area this size is 4,498 racially diverse people, while there are 3,348 here.



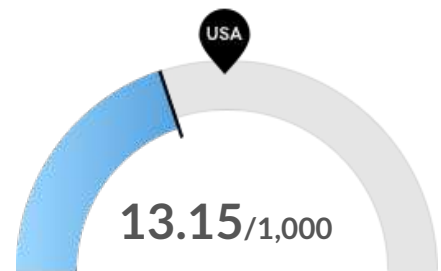
Veterans

Pushmataha County, OK has 724 veterans. The national average for an area this size is 534.



Violent Crime

Pushmataha County, OK has 1.67 violent crimes per 1,000 people. The national rate is 3.54 per 1,000 people.

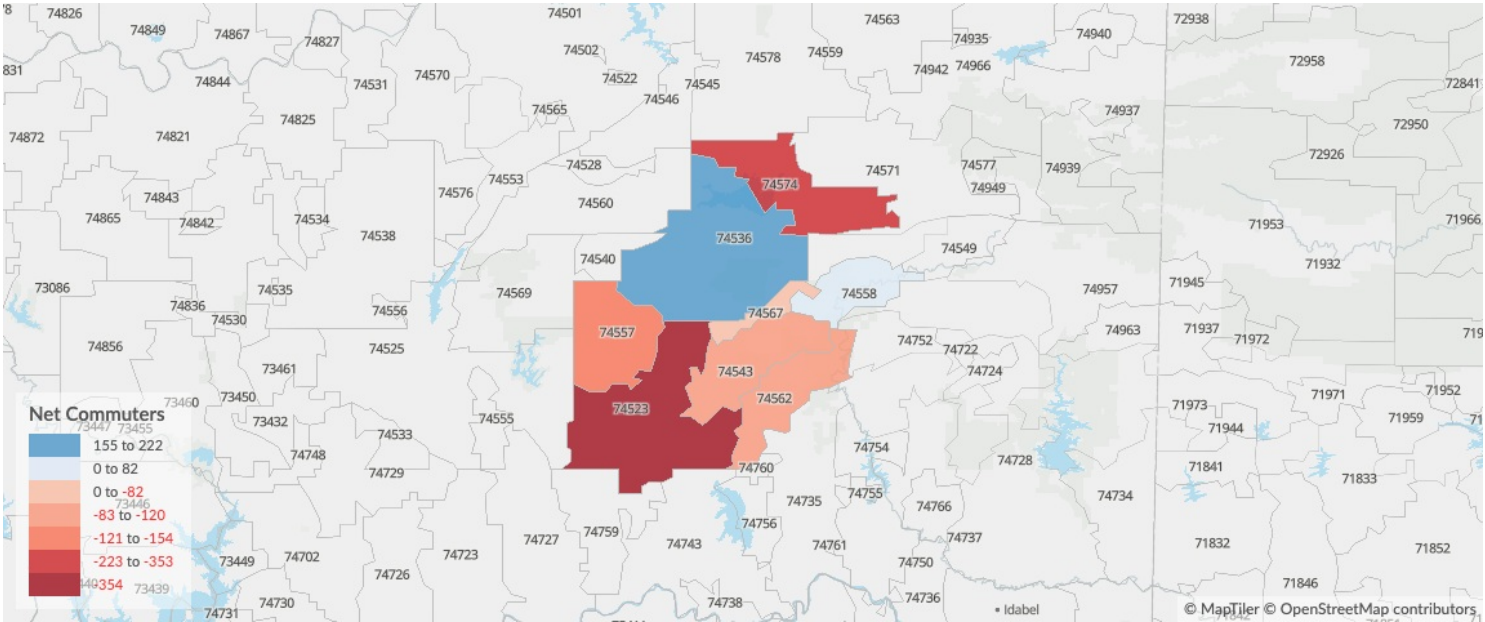


Property Crime

Pushmataha County, OK has 13.15 property crimes per 1,000 people. The national rate is 18.02 per 1,000 people.

Place of Work vs Place of Residence

Understanding where talent in Pushmataha County, OK currently works compared to where talent lives can help you optimize site decisions.



Where Talent Works

ZIP	Name	2024 Employment
74523	Antlers, OK (in Pushmat...	1,845
74536	Clayton, OK (in Pushma...	716
74558	Nashoba, OK (in Pushm...	240
74562	Rattan, OK (in Pushmat...	170
74574	Tuskahoma, OK (in Push...	168

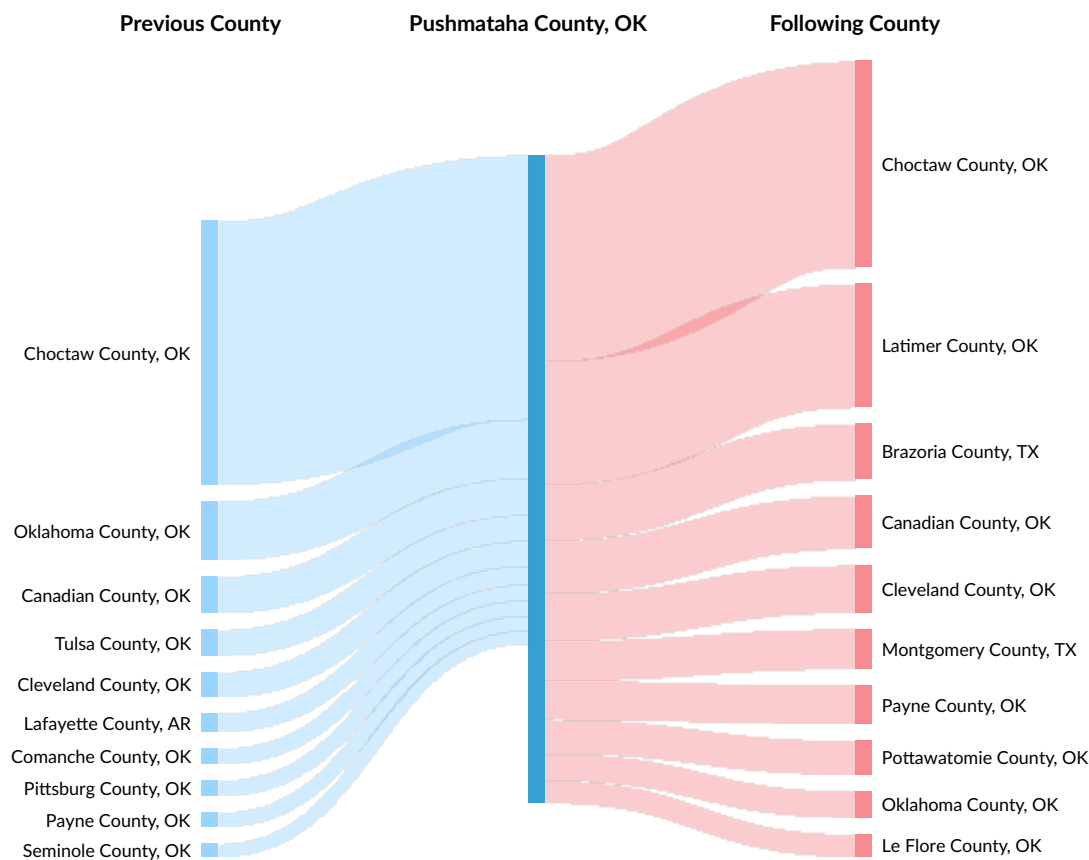
Where Talent Lives

ZIP	Name	2024 Workers
74523	Antlers, OK (in Pushmat...	2,199
74536	Clayton, OK (in Pushma...	561
74574	Tuskahoma, OK (in Push...	391
74562	Rattan, OK (in Pushmat...	253
74558	Nashoba, OK (in Pushm...	214

Inbound and Outbound Migration

The table below analyzes past and current residents of Pushmataha County, OK. The left column shows residents of other counties migrating to Pushmataha County, OK. The right column shows residents migrating from Pushmataha County, OK to other counties.

As of 2022, 86 people have migrated from Choctaw County, OK to Pushmataha County, OK. In the same year, 67 people left Pushmataha County, OK migrating to Choctaw County, OK. The total Net Migration for Pushmataha County, OK in 2022 was 151.



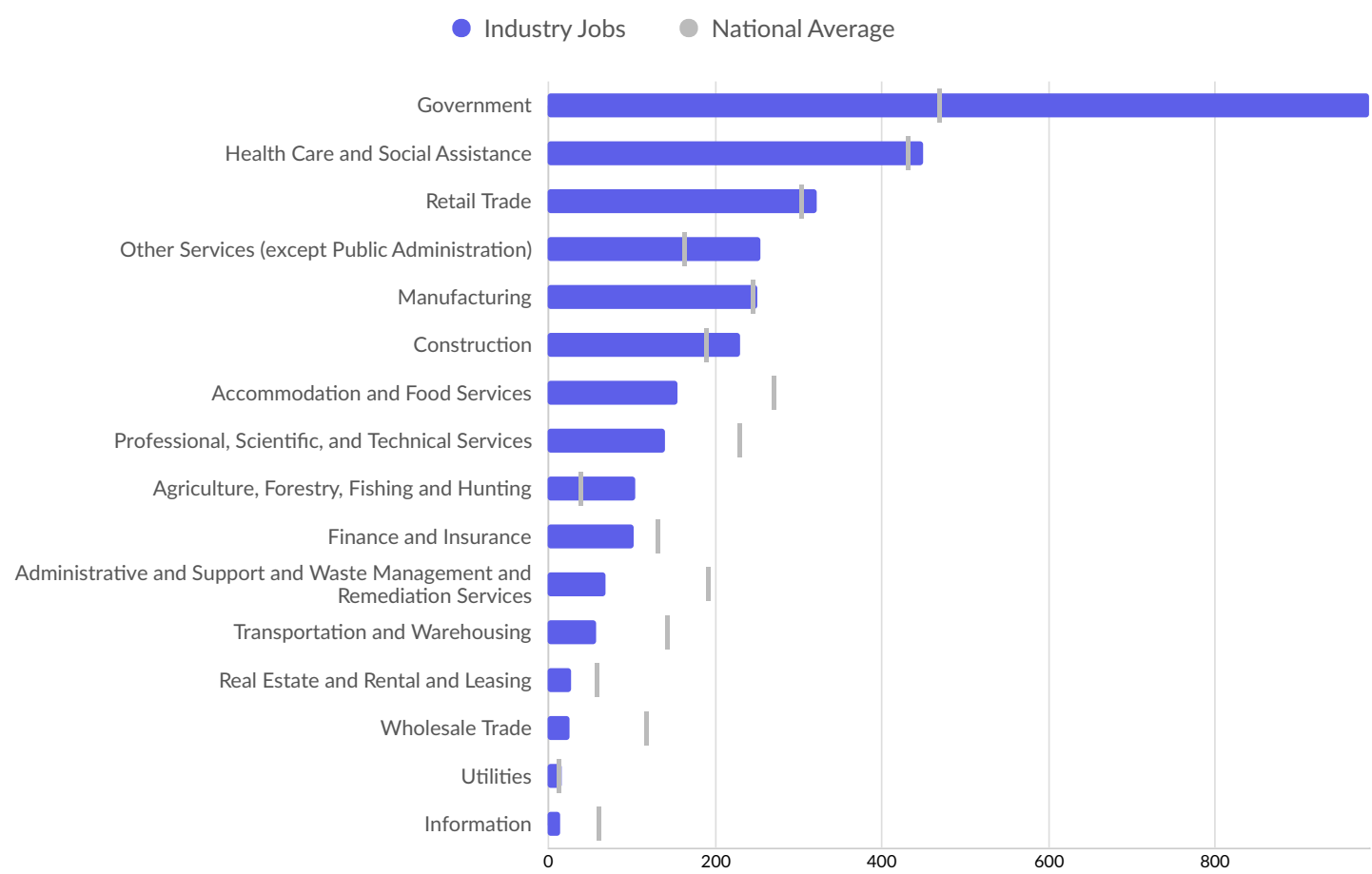
Top Previous Counties	Migrations
Choctaw County, OK	86
Oklahoma County, OK	19
Canadian County, OK	12
Tulsa County, OK	8
Cleveland County, OK	8

Top Previous Counties	Migrations
Lafayette County, AR	6
Comanche County, OK	5
Pittsburg County, OK	5
Payne County, OK	5
Seminole County, OK	4
Harris County, TX	4
Pottawatomie County, OK	4
Muskogee County, OK	4
Valley County, ID	4
Creek County, OK	4
Top Following Counties	Migrations
Choctaw County, OK	67
Latimer County, OK	40
Brazoria County, TX	18
Canadian County, OK	17
Cleveland County, OK	15
Montgomery County, TX	13
Payne County, OK	13
Pottawatomie County, OK	11
Oklahoma County, OK	9
Le Flore County, OK	7
Polk County, AR	7
Tarrant County, TX	6
Carter County, OK	5
Tulsa County, OK	4

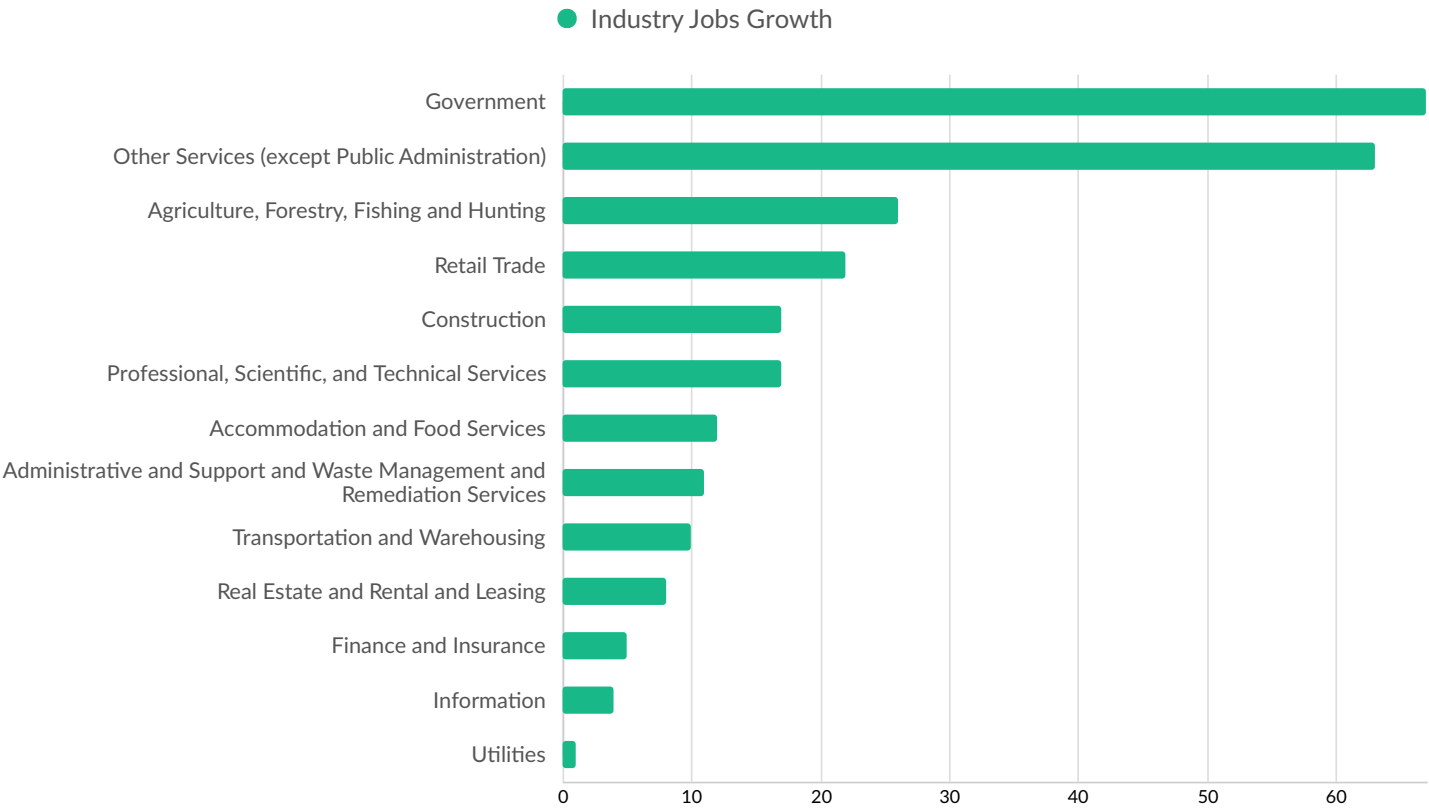
Top Following Counties	Migrations
Grayson County, TX	4

Industry Characteristics

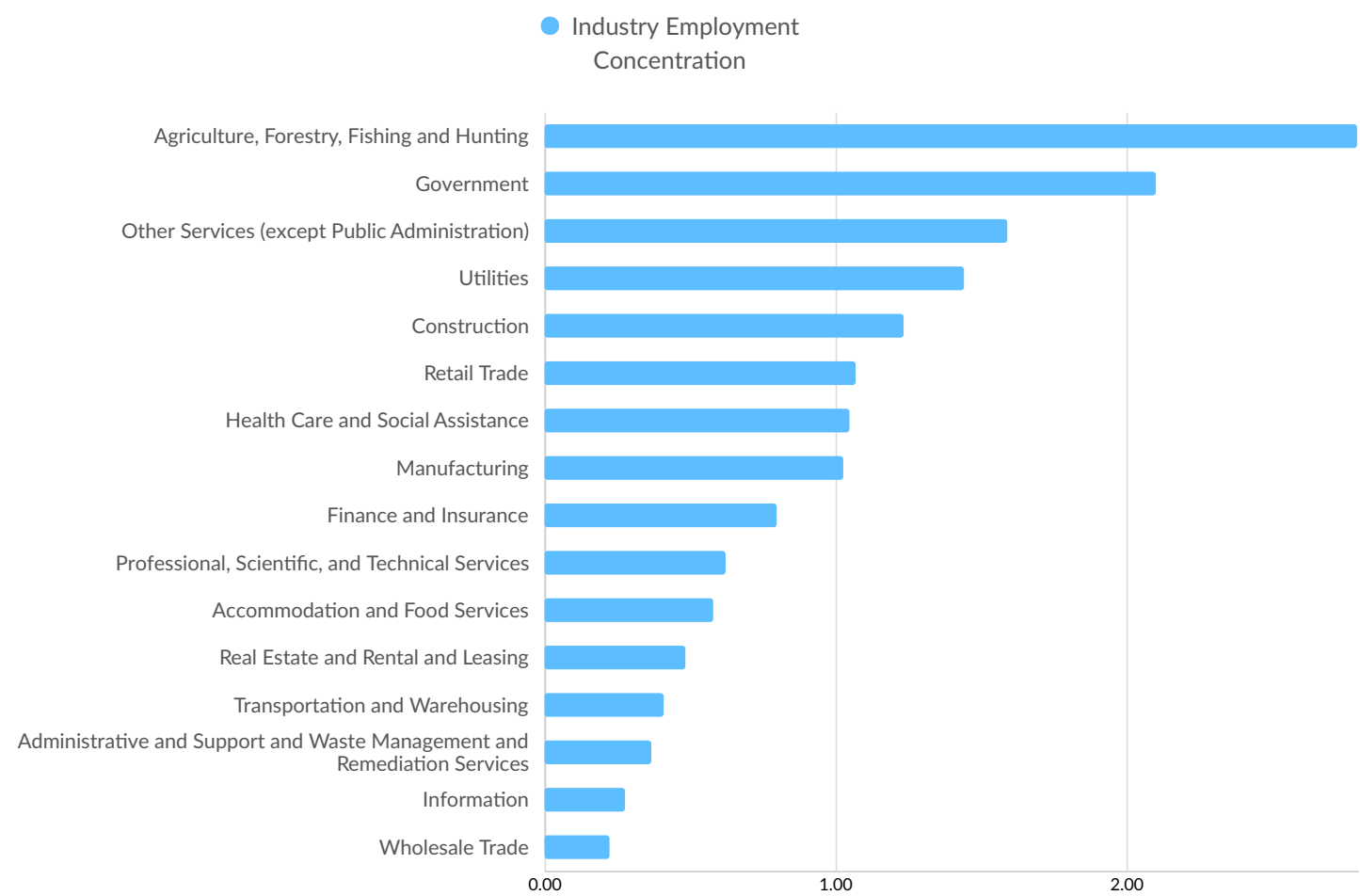
Largest Industries



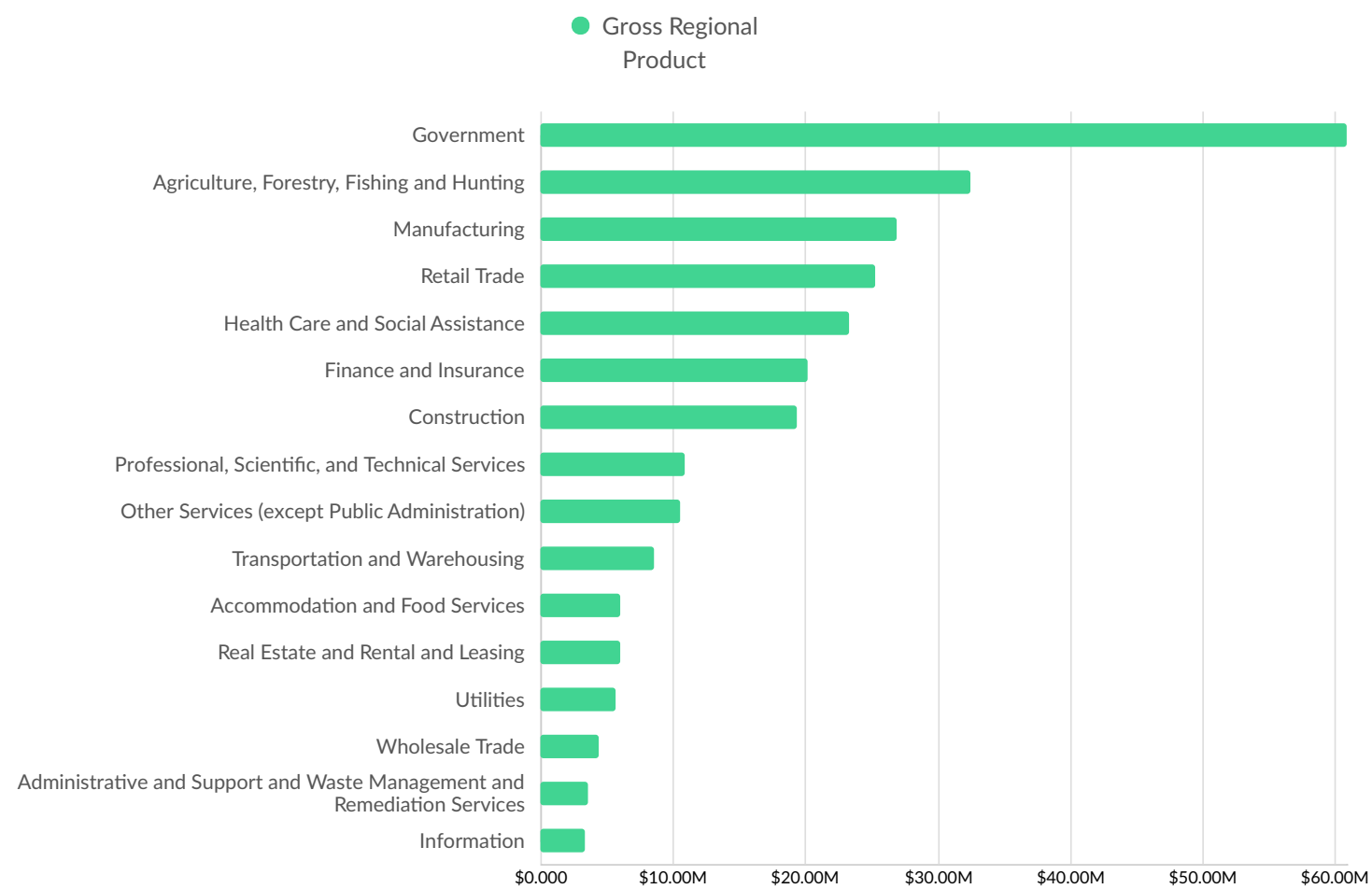
Top Growing Industries



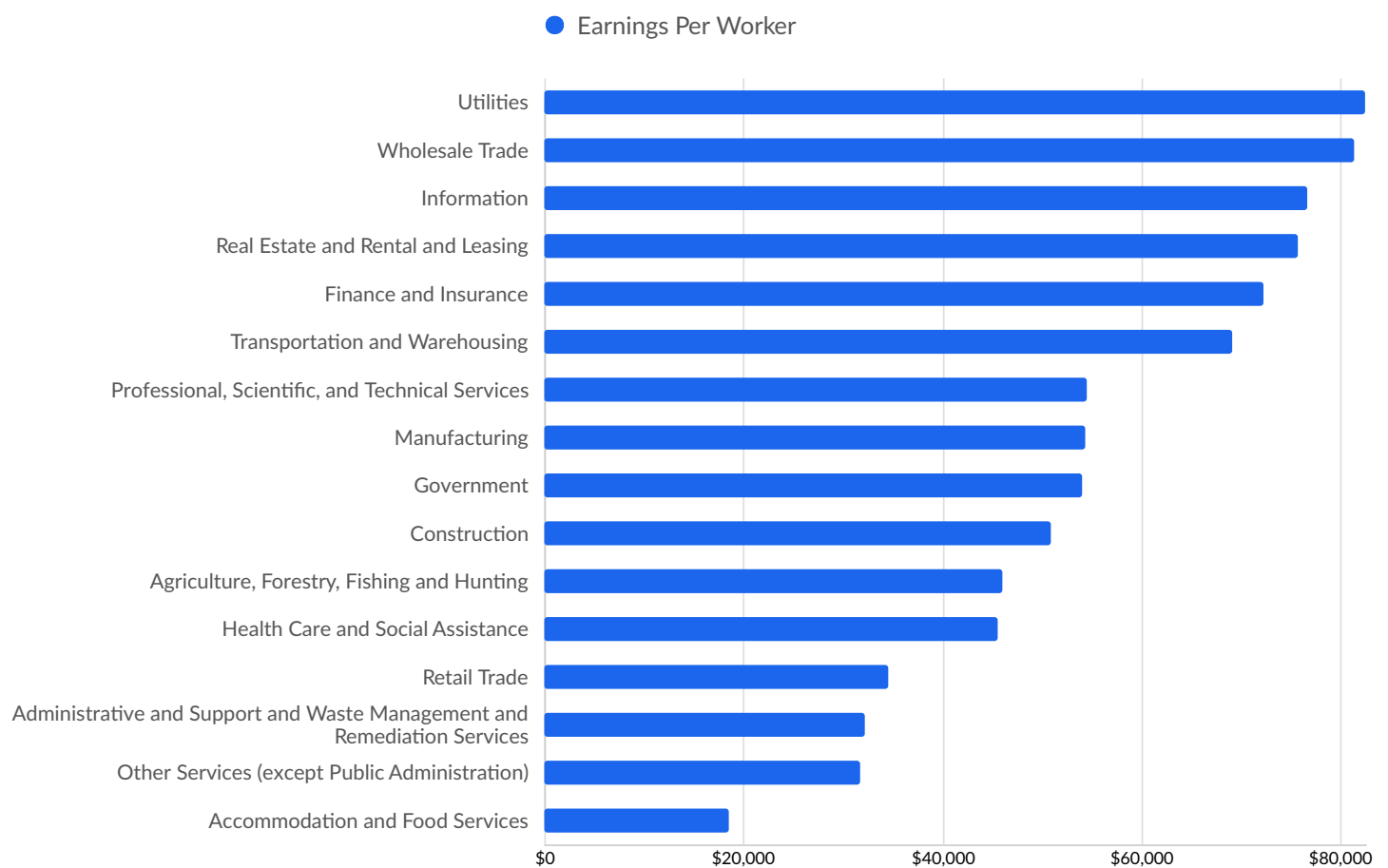
Top Industry Employment Concentration



Top Industry GRP



Top Industry Earnings



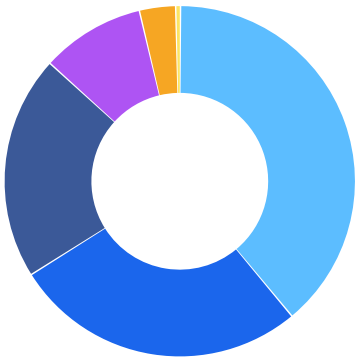
Business Characteristics

689 Companies Employ Your Workers

Online profiles for your workers mention 689 companies as employers, with the top 10 appearing below. In the last 12 months, 45 companies in Pushmataha County, OK posted job postings, with the top 10 appearing below.

Top Companies	Profiles	Top Companies Posting	Unique Postings
Choctaw Nation Of Oklahoma	39 <div></div>	Norman Regional Hospital	37 <div></div>
State of Oklahoma	27 <div></div>	Choctaw Nation Of Oklahoma	28 <div></div>
First Bank	12 <div></div>	Oklahoma State School Boards ...	19 <div></div>
Pushmataha Hospital	12 <div></div>	Sanford Health	18 <div></div>
Clayton Public School	11 <div></div>	Mays Plus	14 <div></div>
The Teal-Jones Group	10 <div></div>	Good Samaritan Society	10 <div></div>
Tanyr Healthcare	9 <div></div>	GPM Investments	9 <div></div>
Walmart	8 <div></div>	State of Oklahoma	9 <div></div>
Antlers Public School	7 <div></div>	Elara Caring	8 <div></div>
Oklahoma Western Telephone C...	7 <div></div>	AutoZone	7 <div></div>

Business Size

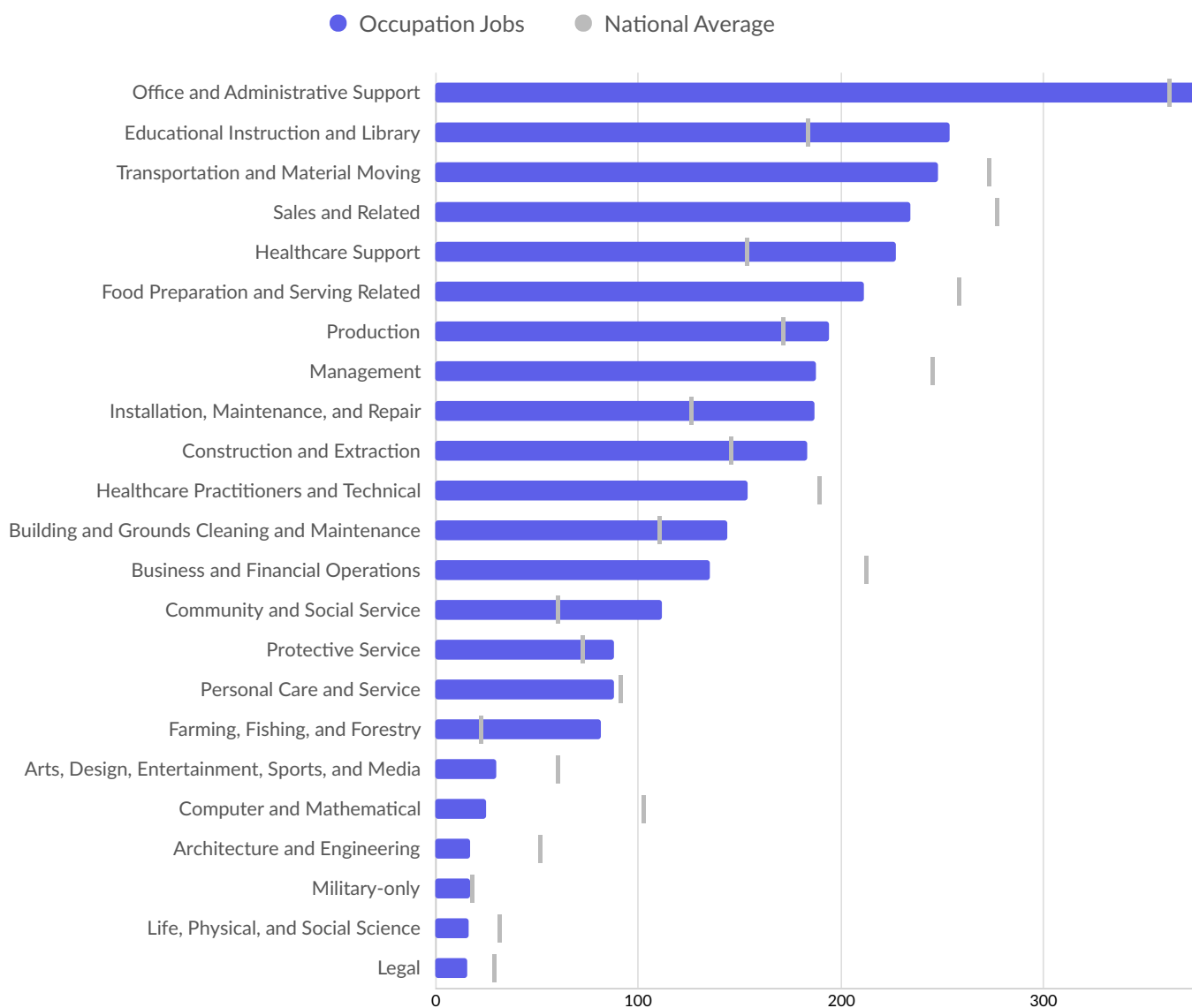


	Percentage	Business Count
<div></div> 1 to 4 employees	38.9%	175
<div></div> 5 to 9 employees	27.1%	122
<div></div> 10 to 19 employees	20.7%	93
<div></div> 20 to 49 employees	9.6%	43
<div></div> 50 to 99 employees	3.3%	15
<div></div> 100 to 249 employees	0.4%	2

**Business Data by DatabaseUSA.com is third-party data provided by Lightcast to its customers as a convenience, and Lightcast does not endorse or warrant its accuracy or consistency with other published Lightcast data. In most cases, the Business Count will not match total companies with profiles on the summary tab.*

Workforce Characteristics

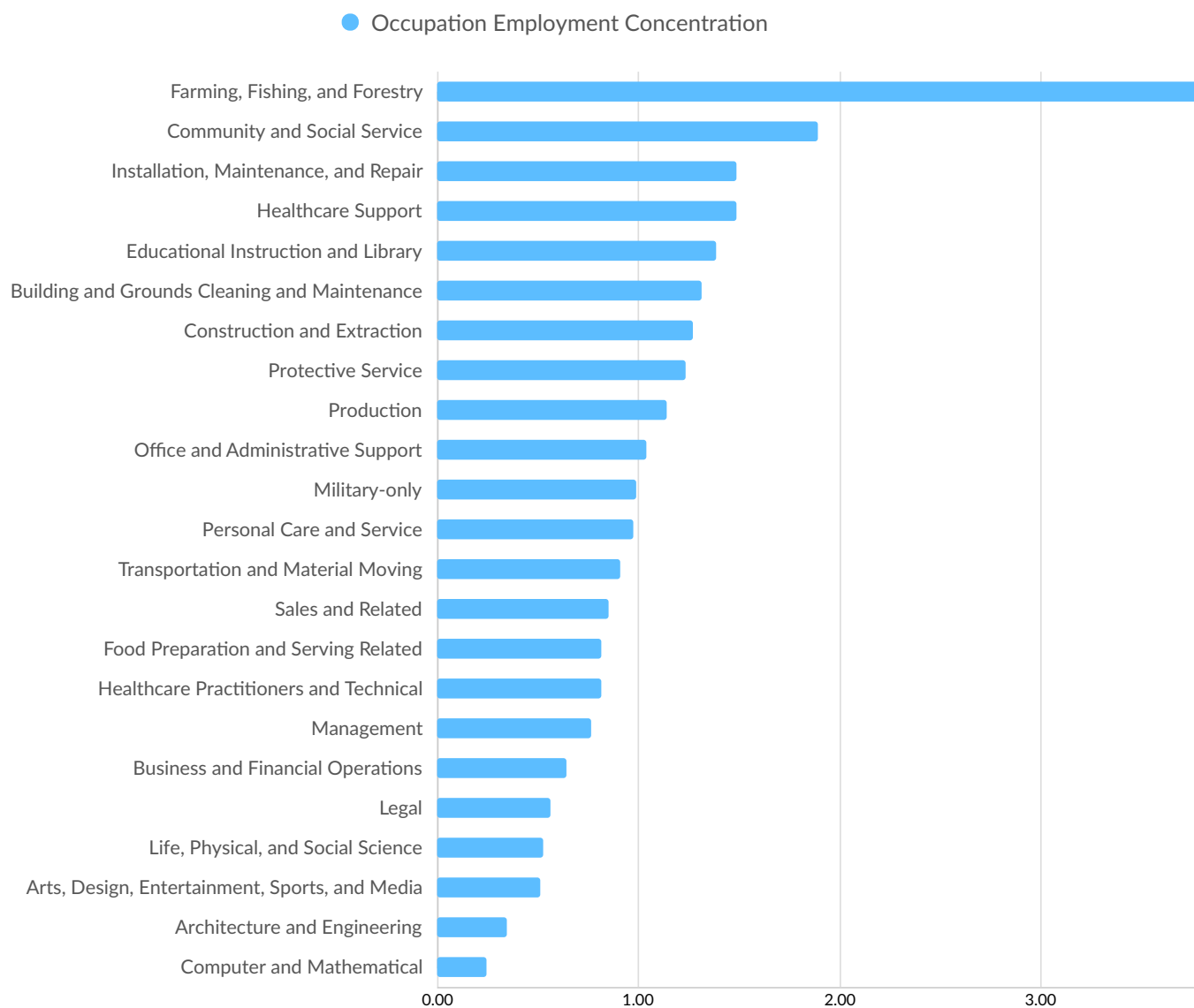
Largest Occupations



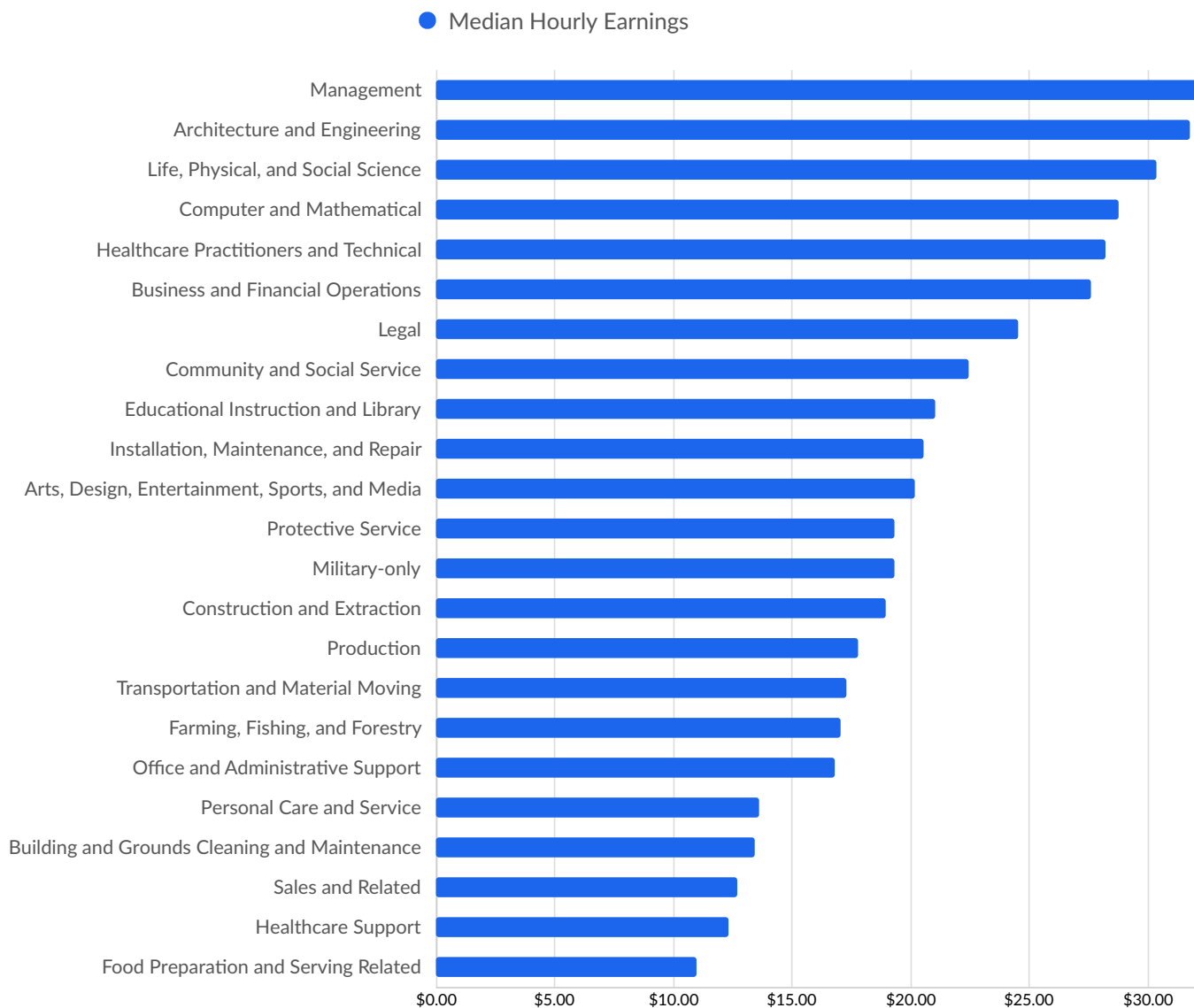
Top Growing Occupations



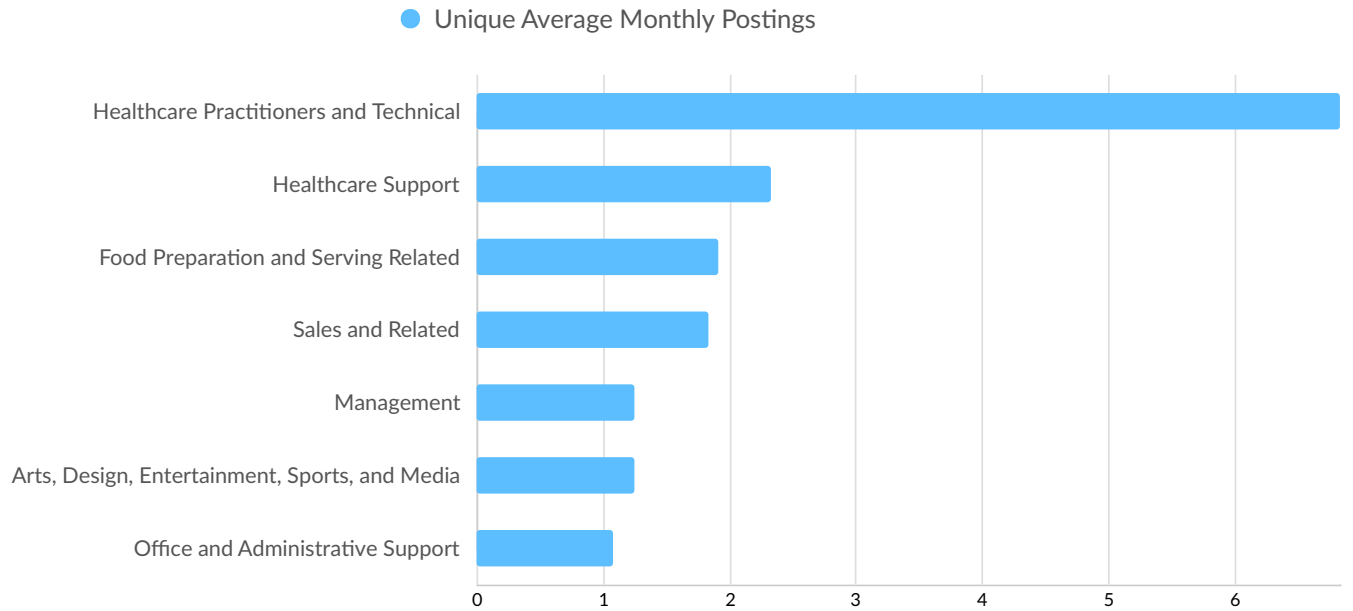
Top Occupation Employment Concentration



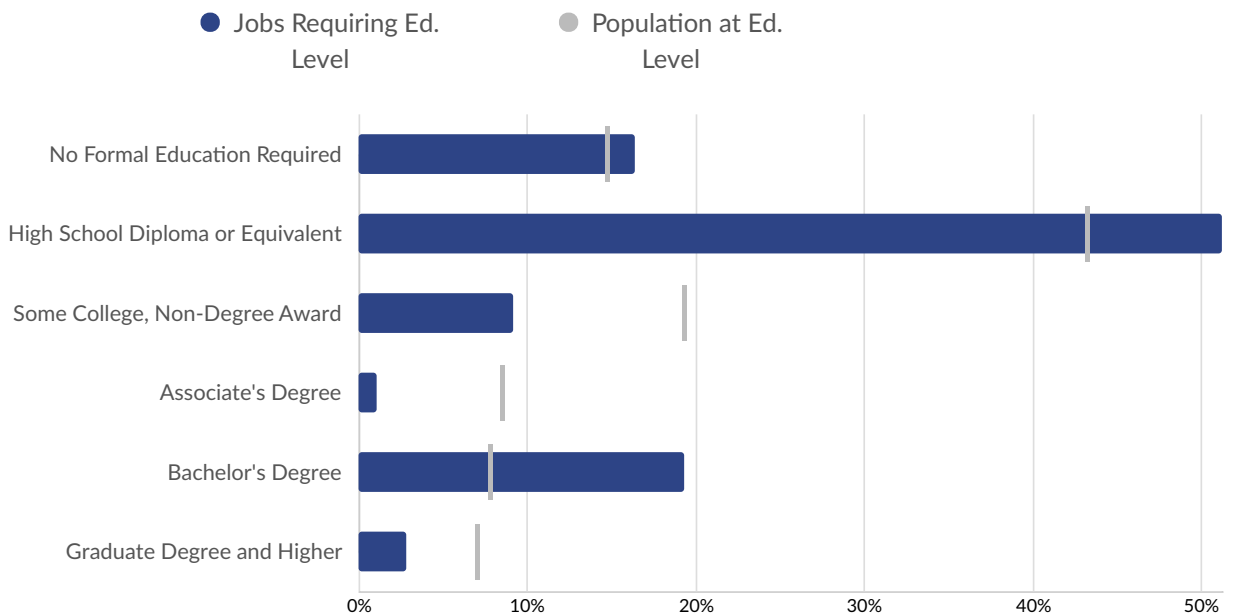
Top Occupation Earnings



Top Posted Occupations



Underemployment



Educational Pipeline

Over the last 5 years, no schools in Pushmataha County, OK produced graduates.

In-Demand Skills

